



CURRY COUNTY
20**21** - 20**22**

ADOPTED

BUDGET

CURRY
COUNTY

FISCAL YEAR

JULY 2021 - JUNE 2022

ADOPTED BUDGET

Adopted by
Curry County Board of Commissioners
June 9, 2021

2021-2022 ADOPTED BUDGET

TABLE OF CONTENTS

		<u>PAGE #</u>
BACKGROUND INFORMATION		1-5
Curry County Officials		1
Tax Distribution Chart		2
Land Allocation Map		3
Curry County Organizational Chart		4
Curry County Fund Structure		5
BUDGET MESSAGE		6-13
BUDGET SUMMARY		14-23
Budget Summary		14
LB-1		15-16
Resolution To Adopt Budget		17
Resolution To Appropriate Budget		18-19
Resolution Categorize And Impose Taxes		20
LB-50		21-22
Budget Format Legend		23
FUND	ADOPTED OPERATING BUDGETS	
1.10	GENERAL FUND	24-56
	Board of Property Tax Appeals	Clerk 25-26
	County Clerk – Elections	Clerk 27-29
	County Treasurer	Treasurer 30-32
	County Tax Collection	Assessor 33-35
	County Assessor	Assessor 36-38
	District Attorney	District Attorney 39-41
	County Clerk – Recording	Clerk 42-44
	Juvenile	Juvenile Director 45-48
	Non-Departmental	BOC 49-55
	RESTRICTED FUNDS	57-203
1.15	ROADS DEPARTMENT FUND	57-71
	Roads Operations	Roadmaster 58-61
	Roads Capital Improvement	62
	Roads Fund Equipment Self Insurance	62
	Bike & Footpath	63
	Roadside Improvement	63
6.05	GENERAL VEHICLES SERVICES FUND	68-77
	General Vehicle Services	Roadmaster 69-71
	Vehicle Replacement	72-76
	General Equipment Self Insurance	72-76
1.21	COUNTY CLERK RECORDS RESTRICTED FUND	78-79
1.25	LAW LIBRARY FUND	80-81
1.28	SHERIFF RESTRICTED FUND	82-108
	Special Projects	Sheriff 84
	Search & Rescue	85-86
	Marine Patrol	87-88
	Forest Patrol	89
	Jail Custody Services	90
	Civil / Criminal / Patrol	91-94
	Jail / Corrections	95-98
	Communications (911)	99-102
	Parole & Probation	103-105
	Harbor Sub-Station (Closed)	106-107
1.37	TOWERS OPERATIONS & MAINTENANCE FUND	109-113
	Operations & Maintenance	Road Master 110-111
	Capital	112

2021-2022 ADOPTED BUDGET

TABLE OF CONTENTS

		PAGE #
1.90	OTHER SPECIAL REVENUES FUND	114-126
	Court Mediation	Counsel 115-116
	State Court Security	Counsel 117-118
	Solid Waste	Counsel 119-120
	Port Orford Landfill Trust	Counsel 121-122
	PEG Access	BOC 123-124
	Transient Lodging Tax (TLT)	Economic Development 125
	Vacant Property Registration	BOC 126
2.14	COUNTY FAIR FUND	127-134
	Event Center Administration	128-131
	Fair Operations	132-133
2.17	COMMUNITY DEVELOPMENT FUND	135-173
	Planning	Planning Director 137-140
	Building	Building Official 141-142
	Private Septic	Building Official 143
	Code Enforcement	Code Enforcement Officer 144-146
	County Surveyor	Director of Operations 147-150
	Cornerstone Preservation	Director of Operations 151-152
	GIS Operations	Counsel 153-154
	Economic Development	Economic Dev Coordinator 155-158
	County Parks	Parks Director 159-163
	Emergency Services	Sheriff 164-167
	Emergency Services - Aquatic Safety	Director of Operations 168
	Veterans' Services	VS Officer 169-172
2.19	PUBLIC HEALTH & HUMAN SERVICES FUND	174-183
	Administration	175
	Environmental	176-178
	Family Services / WIC	179
	Emergency Preparedness	180
	Mental Health	181-182
2.50	FEDERAL CFDA GRANTS FUND	184-193
	VOCA Grants - Victims Assistance	Finance Director 185-190
	Justice Reinvestment Grants - P&P	Parole & Probation 191-193
2.51	STATE / OTHER GRANTS FUND	194-203
	D-SART - Victims Assistance	District Attorney 195
	Criminal Fines (CFA) - Victims Assistance	District Attorney 196-199
	Juvenile	Juvenile Director 200
INTERNAL - DEFINED PURPOSE FUNDS		204-242
2.20	ADMINISTRATIVE SERVICES FUND	204-231
	Commissioners	BOC 206-209
	Commissioners' Office	Director of Operations 210-211
	Finance - Accounting	Finance Director 212-213
	County Counsel	Counsel 214-215
	Finance - Payroll/Personnel	Finance Director 216-217
	Information Technology	Director of Operations 218-219
	Building Repair & Construction	Maint Director 220-225
	Central County Occupancy	Maint Director 226-227
	North Curry Service Center (Closed)	Maint Director 228
	Admin & Occupancy Fee Schedules	Finance Director 230-231
3.10	RESERVE FUND	232-235
	Unemployment Expense Reserve	Road Master 233
	PERS Reserve	Road Master 234-235
3.48	COUNTY SCHOOLS FUND	236-237
4.65	TITLE III RESERVE FUND	238-242
	Treasurer	238-242
	Finance Director	238-242
APPENDICES		243-282
	Budget Committee Agendas	243-245
	Affadavits of Publication - Budget Meetings / LB-1 Hearing	246-249
	Master Payroll	250-255
	Revised Wage Charts	256-257
	Salary Tables	258-281
	Compensation Committee Recommendation	282

CURRY COUNTY OFFICIALS

CURRY COUNTY BOARD OF COMMISSIONERS

Court Boice - Chair
John Herzog - Vice Chair
Chris Paasch - Commissioner

BUDGET COMMITTEE

Brad Alcorn
Douglas Baker
Wayne Krieger

BUDGET OFFICER

Brad Rueckert

ELECTED OFFICIALS

County Assessor
County Clerk
County District Attorney
County Sheriff
County Treasurer

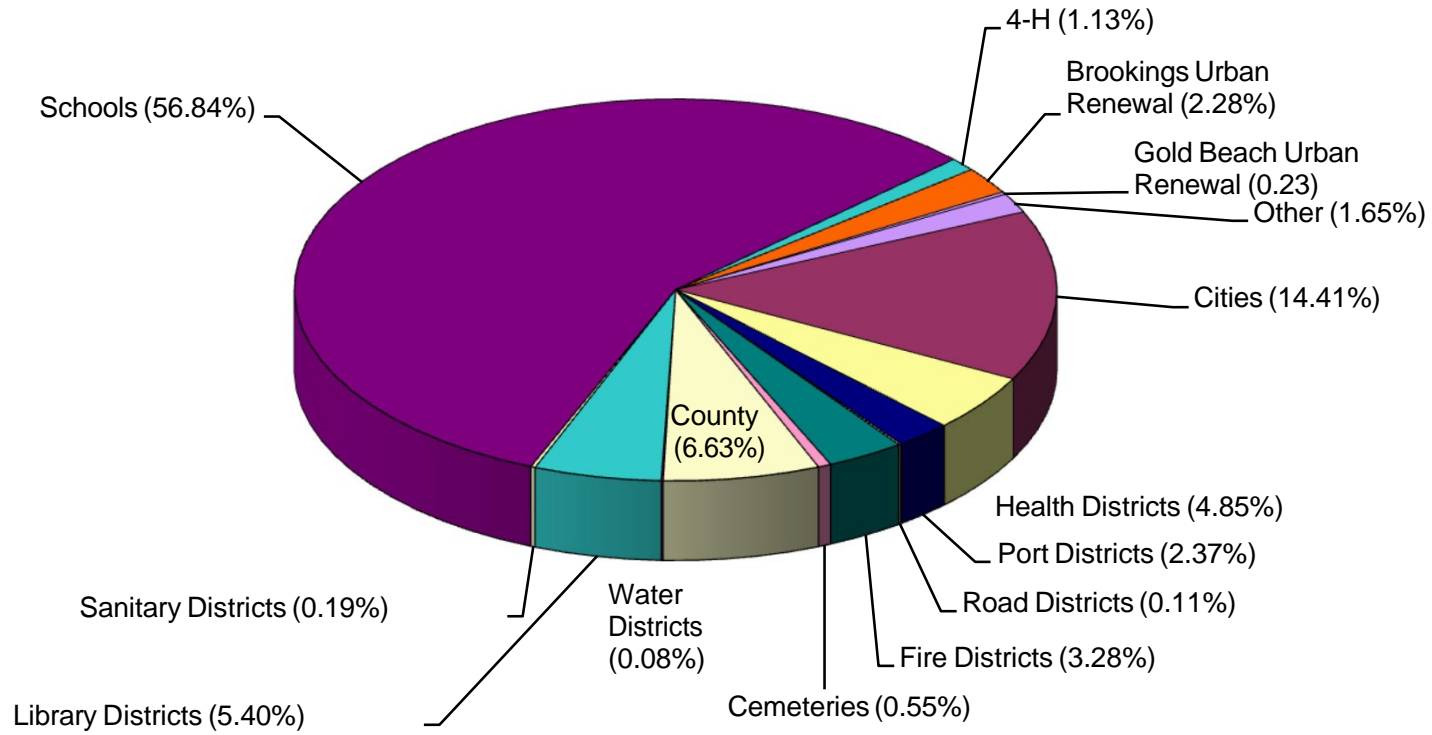
V. James Kolen
Renee' Kolen
Josh Spansail
John Ward
David Barnes

APPOINTED OFFICIALS

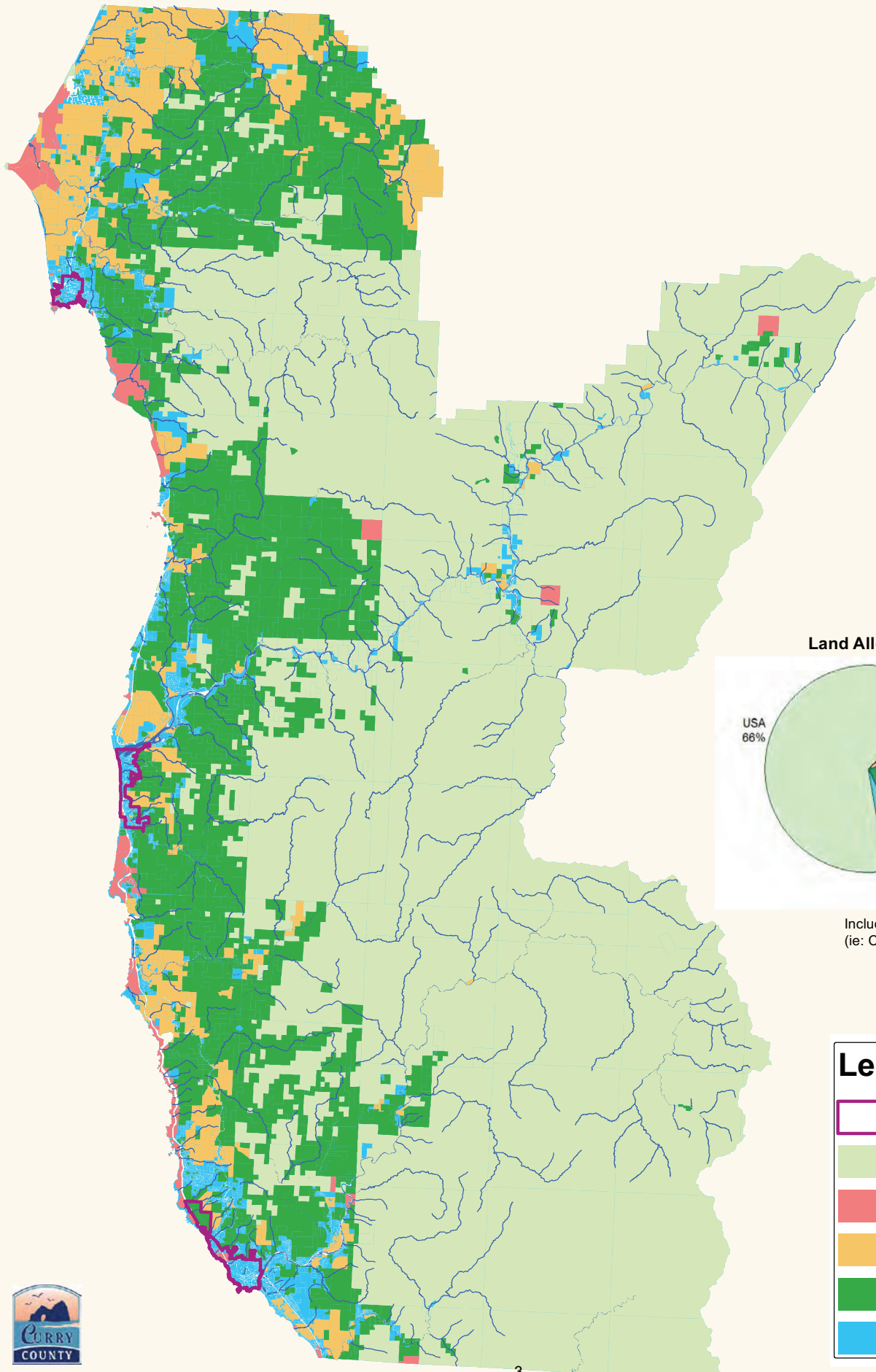
Director of Operations
County Counsel
County Roadmaster
County Accountant/ Finance Director
Facilities/Maintenance Director
Juvenile Director
Parks Director
Public Health Administrator
Veterans' Services Officer
Planning Director
Code Enforcement Officer
County Fair/ Event Center Manager

Brad Rueckert
Anthony Pope
Richard Christensen
Brad Rueckert
Chet Brewer
Wendy Lang
Anthony DeRock
Sherrie' Ward
Anthony Voudy
Rebecca Crockett
David Fortman
Kaitlyn Coleman

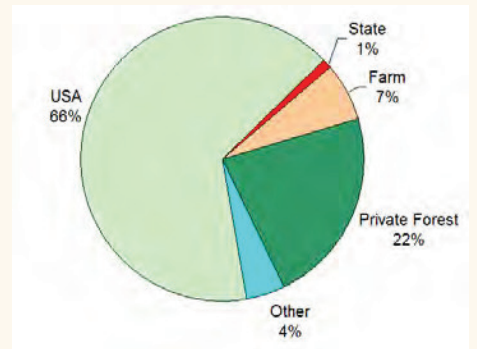
CURRY COUNTY PROPERTY TAX DISTRIBUTION



Curry County Land Owners

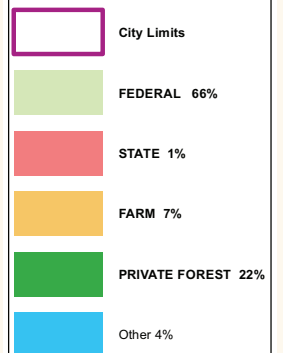


Land Allocation

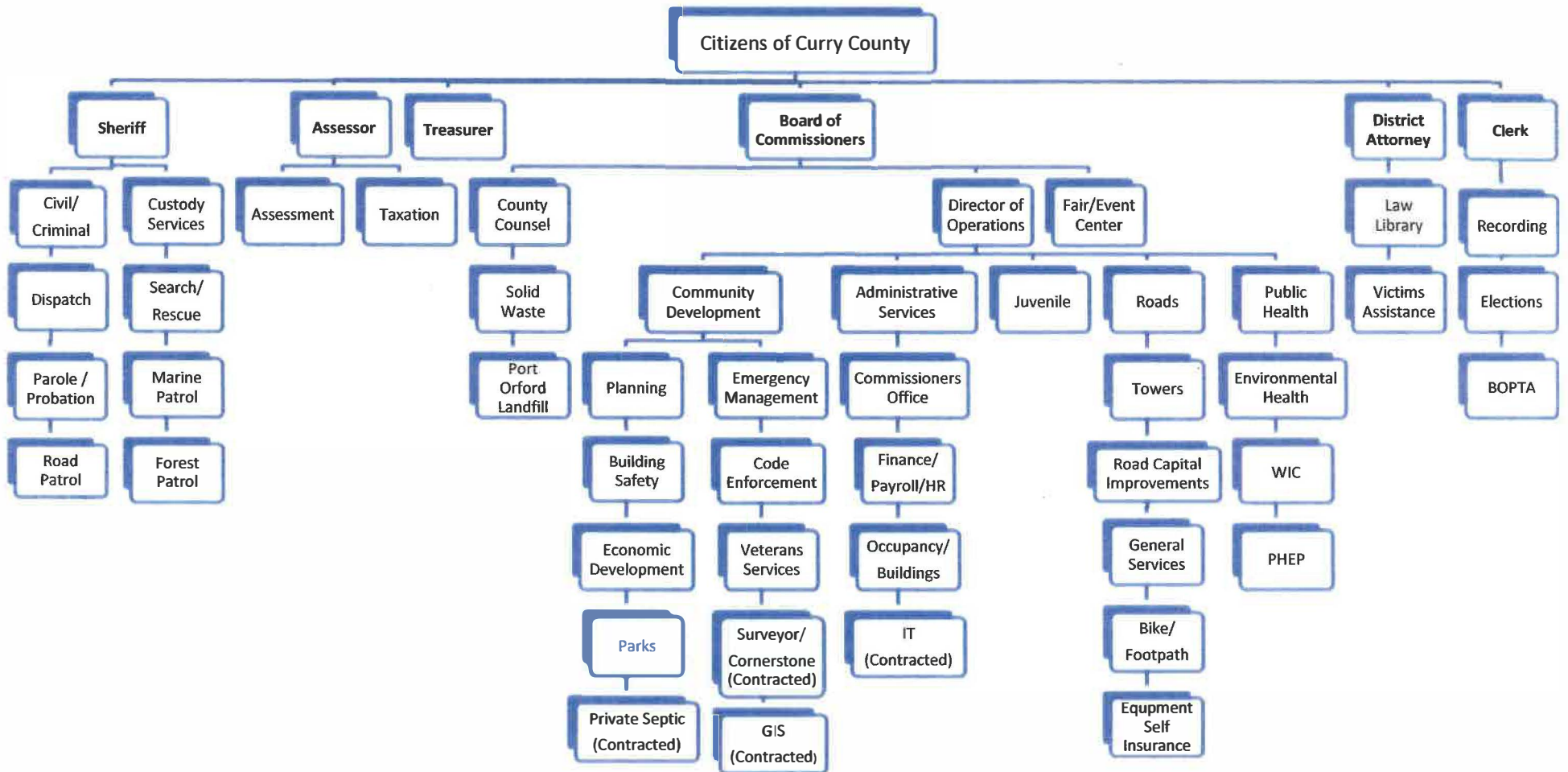


Includes Exempt Lands
(ie: City, Ports, Schools, Church)

Legend



CURRY COUNTY ORGANIZATIONAL
CHART FISCAL YEAR 2021-2022



Elected Officials in Bold Print

EXHIBIT D

Curry County, Oregon
Fund Structure
FY 2021-22 Budget

FUND

Department

UNRESTRICTED	RESTRICTED	INTERNAL - DEFINED PURPOSE	
<p>General Fund Board of Property Tax Appeals County Clerk - Elections County Clerk - Recording County Treasurer Tax Collection County Assessor District Attorney Juvenile - Administration Non-Departmental</p>	<p>Road Fund Operations Road Capital Improvement Road Equipment Self Insurance Bike & Footpath Roadside Improvement</p> <p>General Vehicle Services General Vehicle Services Vehicle Replacement General Equipment Self Insurance</p> <p>Towers Operations & Maintenance Capital</p> <p>Sheriff Special Revenue Special Projects/Revenue Search & Rescue Marine Patrol Forest Patrol Harbor Substation Jail - Inmate Services Jail Civil/Criminal/Patrol Communications (911) Parole & Probation</p>	<p>Public Health Administration Environmental Family Services Emergency Preparedness Mental Health</p> <p>Fair Event Center Fair Operations</p> <p>Federal Grants State & Local Grants County Clerk - Record Mandated Law Library Other Special Revenues Court Mediation State Court Security Solid Waste Port Orford Landfill Trust PEG Access TLT Promotion Vacant Property Registration</p> <p>Community Development Planning Building Private Septic Code Enforcement County Surveyor Cornerstone Preservation GIS Operations Economic Development County Parks Emergency Services Emergency Services - Aquatic Safety Veterans</p>	<p style="text-align: center;"><i>Internal Service Funds</i></p> <p>Administrative Services Commissioners BOC Office Accounting County Counsel Payroll/Personnel Information Technology Occupancy Building Repair & Construction</p> <p style="text-align: center;"><i>Reserve Funds</i></p> <p>Reserve Fund Unemployment Self-Insurance PERS</p> <p>County Schools Title III</p>



Curry County

Brad Rueckert, Director of
County Operations

94235 Moore St Suite 122
Gold Beach, OR 97444
541-247-3296, 541-247-2718 Fax
800-243-1996 www.co.curry.or.us

Date: May 10, 2021

Subject: Budget Message

To: The Citizens of Curry County

I am pleased to submit for your consideration the 2021-2022 proposed annual budget for Curry County.

Estimated revenues for the forthcoming budget are compared to the current year as shown in the table below. Revenues from the general fund are expected to be 13% lower compared to last year. These projections are as follows:

Fund #	Description	2020-2021 Approved Budget	2021-2022 Proposed Budget	Difference FY21 vs. FY22
1.10	General Fund			
	Board of Property Tax Appeals	1,000.00	1,000.00	-
	Elections	34,310.00	3,360.00	(30,950.00)
	Treasurer's Office	7,900.00	9,700.00	1,800.00
	Tax Collection	48,650.00	49,500.00	850.00
	Assessor	371,350.00	359,350.00	(12,000.00)
	District Attorney	22,000.00	22,000.00	-
	Recording	169,500.00	197,800.00	28,300.00
	Juvenile	141,400.00	216,900.00	75,500.00
	Non-Departmental	9,124,500.00	7,784,259.00	(1,340,241.00)
	Total General Fund	9,920,610.00	8,643,869.00	(1,276,741.00)

The deficit in non-departmental revenues make up the bulk of the difference compared to last year. This shortfall is due to \$1 Million in Payment in Lieu of Taxes (PILT) funds that were budgeted during the current year but never materialized. Additionally, the road fund began the year with almost \$2 Million less than what was projected rolling over from the previous year and therefore, has fewer resources overall by \$3.8 million. On a more positive note, Transient Lodging Tax (TLT) is up \$600,000 more than expected and revenues from the vacant property registration which started last year are higher than expected.

Proposed expenditures for the forthcoming budget year are provided in the following table on a comparative basis with this year's adopted budget.

Fund #	Description	2020-2021 Approved Budget	2021-2022 Proposed Budget	Difference FY21 vs. FY22
1.10	General Fund			
	Board of Property Tax Appeals	4,967.00	5,588.00	621.00
	Elections	326,486.00	359,489.00	33,003.00
	Treasurer's Office	136,339.00	133,478.00	(2,861.00)
	Tax Collection	204,437.00	235,810.00	31,373.00
	Assessor	939,124.00	918,262.00	(20,862.00)
	District Attorney	457,726.00	443,996.00	(13,730.00)
	Recording	207,642.00	249,690.00	42,048.00
	Juvenile	618,064.00	721,309.00	103,245.00
	Non-Departmental	7,025,825.05	5,576,247.00	(1,449,578.05)
	Total General Fund	9,920,610.05	8,643,869.00	(1,276,741.05)
1.15	Road Department	38,963,754.00	35,101,031.76	(3,862,722.24)
6.05	General Vehicle Services	-	1,084,522.00	1,084,522.00
1.21	Clerk Record Fund	148,500.00	144,300.00	(4,200.00)
1.25	Law Library	22,000.00	32,536.00	10,536.00
1.28	Sheriff-Restricted Funds	7,337,664.00	8,813,967.00	1,476,303.00
1.37	Towers	432,781.00	528,791.00	96,010.00
1.90	Other Special Revenues	1,200,050.00	1,825,986.00	625,936.00
2.14	Fair	662,207.00	898,900.00	236,693.00
2.17	Comm Dev-Bldg	2,334,056.55	2,822,543.00	488,486.45

2.19	Public Health / Human Services	1,444,030.00	447,323.00	(996,707.00)
2.20	Admin Services	2,243,847.00	2,410,155.00	166,308.00
2.50	Federal Grants	149,484.00	105,026.00	(44,458.00)
2.51	State/Other Grants	160,086.00	153,732.00	(6,354.00)
3.10	Reserve	455,000.00	475,000.00	20,000.00
3.48	County School	1,000,000.00	1,000,000.00	-
4.65	Title III	941,000.00	1,124,072.00	183,072.00
TOTAL FUNDS		67,415,069.60	65,611,753.76	(1,803,315.84)

The budget provides for normal progressive step increases for those not presently at the top of their position class range, and for COLA required by union contracts. Proposed positions being added to the budget are: 1) deputies (4) in the Sheriff's patrol fund. 2) Full time maintenance worker. 3) Part time employee in Community Development changing to full time status. 4) Part time employee in Water Safety changing to full time. 5) Part time fair employee changing to full time. 6) Deputy Treasurer being added at 8 hour a week. This adds a total of \$606,667.00 to the proposed budget.

Materials & Services will see a 2 percent increase overall compared to last year. However, general fund departments range from a 23 percent decrease to a 45 percent increase. Additionally, admin services are up 9 percent due to increase in maintenance needs to the county's aging building. Without this increase the admin departments would see a decrease in requested funding. General expenses in the Road, Clerk's Record and Law Library fund are all down compared to last year.

Contingencies have increased by 47 percent due to increased rollover funds in non-general fund accounts. Reserves have decreased by about \$2.9 Million due to the road capital improvement fund being down.

The budget is balanced by using a property tax receipts, federal and state grants, fees from operations and approximately \$2.5 Million dollars from the road fund. The table below show those departments using general and road fund monies.

Department	General Fund Transfer	Road Fund Transfer
Jail	2,017,058.00	
Communications	894,952.00	2,560,296.00
Civil/Criminal/Patrol	636,157.00	

County Assessor's Office	558,884.00	
GS - Building Repair/Const.	411,271.00	
County Clerk Elections	356,119.00	
Com Dev Planning	251,420.00	
Tax Collection	186,301.00	
Search & Rescue	134,449.00	
County Treasurer	123,776.00	
Com Dev Veterans	121,109.00	
Com Dev Code Enforcement	119,360.00	
Com Dev Emergency Svcs	77,396.00	
Event Center / Fair	44,783.00	
Public Health/Human Svcs-Admin	22,674.00	
Marine Patrol	18,118.00	
Com Dev Building	11,304.00	
BOPTA	4,588.00	
Towers Maint	426.00	
Total	5,990,145.00	2,560,296.00

There are a few changes to the funds this year. The most significant change is in Public Health as the County is transitioning these services to the state. I have estimated about \$450,000 to be carried over from the current year. The state may request a portion of these fund be returned for the small amount of time some of the programs weren't staffed. With the absence of public health, a greater portion of Admin and Occupancy fees have been distributed to existing departments. A new fund has been created for the road department by splitting out General Equipment Self-Insurance, General Vehicle Services and Vehicle Replacement departments. This is for state reporting purposes only. Also, Emergency Services has moved from Community Development Fund to the Sheriff's Fund.

As the county is faced with declining federal monies and contemplates using road funds, some possible additional revenue sources are aggressive lands sales and pursuing additional grants. Furthermore, forming a revenue committee could be useful to brainstorm ideas to find new revenue streams and increase existing streams.

Curry County, Oregon
2021-22 Proposed Budget
COMPARATIVE BUDGET SUMMARY

Fund #	Description	Revenues			Personnel Services		
		2020-2021 Approved Budget	2021-2022 Proposed Budget	Difference FY21 vs. FY22	2020-2021 Approved Budget	2021-2022 Proposed Budget	Difference FY21 vs. FY22
1.10	General Fund						
	Board of Property Tax Appeals	1,000.00	1,000.00	-	3,500.00	4,355.00	855.00
	Elections	34,310.00	3,360.00	(30,950.00)	212,252.00	249,951.00	37,699.00
	Treasurer's Office	7,900.00	9,700.00	1,800.00	114,415.00	101,715.00	(12,700.00)
	Tax Collection	48,650.00	49,500.00	850.00	118,204.00	145,928.00	27,724.00
	Assessor	371,350.00	359,350.00	(12,000.00)	528,945.00	681,598.00	152,653.00
	District Attorney	22,000.00	22,000.00	-	334,348.00	349,118.00	14,770.00
	Recording	169,500.00	197,800.00	28,300.00	171,876.00	203,089.00	31,213.00
	Juvenile	141,400.00	216,900.00	75,500.00	478,488.00	572,474.00	93,986.00
	Non-Departmental	9,124,500.00	7,784,259.00	(1,340,241.00)	-	-	-
	Total General Fund	9,920,610.00	8,643,869.00	(1,276,741.00)	1,962,028.00	2,308,228.00	346,200.00
1.15	Road Department	38,963,754.00	35,100,745.76	(3,863,008.24)	2,020,924.00	2,249,820.00	228,896.00
6.05	General Vehicle Services		1,084,522.00	1,084,522.00			
1.21	Clerk Record Fund	148,500.00	144,300.00	(4,200.00)	7,825.00	7,825.00	-
1.25	Law Library	22,000.00	32,536.00	10,536.00	15,182.00	16,805.00	1,623.00
1.28	Sheriff-Restricted Funds	7,337,664.00	8,813,722.00	1,476,058.00	5,097,053.00	6,080,690.00	983,637.00
1.37	Towers	432,781.00	528,790.00	96,009.00	-	-	-
1.90	Other Special Revenues	1,200,050.00	1,825,986.00	625,936.00	32,897.00	-	(32,897.00)
2.14	Fair	662,207.00	929,376.00	267,169.00	123,202.00	194,968.00	71,766.00
2.17	Comm Dev-Bldg	2,334,056.55	2,822,604.00	488,547.45	1,260,578.54	1,534,022.00	273,443.46
2.19	Public Health / Human Services	1,444,030.00	447,321.00	(996,709.00)	467,973.00	29,135.00	(438,838.00)
2.20	Admin Services	2,243,847.00	2,410,143.00	166,296.00	1,077,319.00	1,273,425.00	196,106.00
2.50	Federal Grants	149,484.00	105,026.00	(44,458.00)	98,048.00	58,807.00	(39,241.00)
2.51	State/Other Grants	160,086.00	153,732.00	(6,354.00)	149,977.00	137,907.00	(12,070.00)
3.10	Reserve	455,000.00	475,000.00	20,000.00	-	-	-
3.48	County School	1,000,000.00	1,000,000.00	-	-	-	-
4.65	Title III	941,000.00	1,124,072.00	183,072.00	-	-	-
	TOTAL FUNDS	67,415,069.55	65,641,744.76	(1,773,324.79)	12,313,006.54	13,891,632.00	1,578,625.46

Curry County, Oregon
 2021-22 Proposed Budget
 COMPARATIVE BUDGET SUMMARY

Fund #	Description	Materials & Services			Capital Outlay		
		2020-2021 Approved Budget	2021-2022 Proposed Budget	Difference FY21 vs. FY22	2020-2021 Approved Budget	2021-2022 Proposed Budget	Difference FY21 vs. FY22
1.10	General Fund						
	Board of Property Tax Appeals	1,467.00	1,233.00	(234.00)	-	-	-
	Elections	95,634.00	91,701.00	(3,933.00)	-	-	-
	Treasurer's Office	21,924.00	31,761.00	9,837.00	-	-	-
	Tax Collection	86,233.00	89,873.00	3,640.00	-	-	-
	Assessor	200,179.00	236,636.00	36,457.00	170,000.00	-	(170,000.00)
	District Attorney	123,378.00	94,863.00	(28,515.00)	-	-	-
	Recording	35,766.00	46,593.00	10,827.00	-	-	-
	Juvenile	139,576.00	148,813.00	9,237.00	-	-	-
	Non-Departmental	402,017.00	377,225.00	(24,792.00)	-	-	-
	Total General Fund	1,106,174.00	1,118,698.00	12,524.00	170,000.00	-	(170,000.00)
1.15	Road Department	4,551,760.00	4,419,085.00	(132,675.00)	5,213,000.00	3,490,000.00	(1,723,000.00)
6.05	General Vehicle Services		363,973.00	363,973.00		131,500.00	131,500.00
1.21	Clerk Record Fund	46,675.00	40,342.00	(6,333.00)	-	-	-
1.25	Law Library	6,818.00	2,567.00	(4,251.00)	-	-	-
1.28	Sheriff-Restricted Funds	1,851,339.00	2,162,660.00	311,321.00	-	-	-
1.37	Towers	102,131.00	102,213.00	82.00	21,689.00	21,689.00	-
1.90	Other Special Revenues	161,781.00	250,638.00	88,857.00	588,000.00	1,097,850.00	509,850.00
2.14	Fair	341,709.00	526,807.00	185,098.00	100,000.00	175,000.00	75,000.00
2.17	Comm Dev-Bldg	719,675.01	722,996.00	3,320.99	-	136,000.00	136,000.00
2.19	Public Health / Human Services	914,257.00	321,186.00	(593,071.00)	-	-	-
2.20	Admin Services	908,728.00	992,118.00	83,390.00	161,000.00	49,000.00	(112,000.00)
2.50	Federal Grants	51,436.00	15,764.00	(35,672.00)	-	-	-
2.51	State/Other Grants	10,109.00	14,709.00	4,600.00	-	-	-
3.10	Reserve	455,000.00	475,000.00	20,000.00	-	-	-
3.48	County School	-	-	-	-	-	-
4.65	Title III	215,000.00	155,000.00	(60,000.00)	-	-	-
	TOTAL FUNDS	11,442,592.01	11,683,756.00	241,163.99	6,253,689.00	5,101,039.00	(1,152,650.00)

Curry County, Oregon
 2021-22 Proposed Budget
 COMPARATIVE BUDGET SUMMARY

Fund #	Description	Contingencies			Unappr. Balances, Reserves		
		2020-2021 Approved Budget	2021-2022 Proposed Budget	Difference FY21 vs. FY22	2020-2021 Approved Budget	2021-2022 Proposed Budget	Difference FY21 vs. FY22
1.10	General Fund						
	Board of Property Tax Appeals	-	-	-	-	-	-
	Elections	-	-	-	-	-	-
	Treasurer's Office	-	-	-	-	-	-
	Tax Collection	-	-	-	-	-	-
	Assessor	-	-	-	-	-	-
	District Attorney	-	-	-	-	-	-
	Recording	-	-	-	-	-	-
	Juvenile	-	-	-	-	-	-
	Non-Departmental	-	-	-	518,639.00	518,639.00	-
	Total General Fund	-	-	-	518,639.00	438,639.00	-
1.15	Road Department	459,604.00	352,580.00	(107,024.00)	22,506,781.00	19,516,203.76	(2,990,577.24)
6.05	General Vehicle Services	-	489,049.00	489,049.00	-	100,000.00	100,000.00
1.21	Clerk Record Fund	-	-	-	90,000.00	92,133.00	2,133.00
1.25	Law Library	-	-	-	-	13,164.00	13,164.00
1.28	Sheriff-Restricted Funds	389,272.00	570,372.00	181,100.00	-	-	-
1.37	Towers	3,571.00	45,798.00	42,227.00	305,390.00	359,090.00	53,700.00
1.90	Other Special Revenues	342,372.00	402,498.00	60,126.00	75,000.00	75,000.00	-
2.14	Fair	22,296.00	32,601.00	10,305.00	75,000.00	-	(75,000.00)
2.17	Comm Dev-Bldg	258,883.00	394,881.00	135,998.00	17,920.00	3,705.00	(14,215.00)
2.19	Public Health / Human Services	-	-	-	-	-	-
2.20	Admin Services	65,000.00	65,000.00	-	-	-	-
2.50	Federal Grants	-	-	-	-	30,455.00	30,455.00
2.51	State/Other Grants	-	-	-	-	1,116.00	1,116.00
3.10	Reserve	-	-	-	-	-	-
3.48	County School	-	-	-	-	-	-
4.65	Title III	726,000.00	969,072.00	243,072.00	-	-	-
	TOTAL FUNDS	2,266,998.00	3,321,851.00	1,054,853.00	23,588,730.00	20,629,505.76	(2,879,224.24)

Curry County, Oregon
 2021-22 Proposed Budget
 COMPARATIVE BUDGET SUMMARY

Fund #	Description	TOTAL REQUIREMENTS		
		2020-2021 Approved Budget	2021-2022 Proposed Budget	Difference FY21 vs. FY22
1.10	General Fund			
	Board of Property Tax Appeals	4,967.00	5,588.00	621.00
	Elections	326,486.00	359,479.00	32,993.00
	Treasurer's Office	136,339.00	133,476.00	(2,863.00)
	Tax Collection	204,437.00	235,801.00	31,364.00
	Assessor	939,124.00	918,234.00	(20,890.00)
	District Attorney	457,726.00	443,981.00	(13,745.00)
	Recording	207,642.00	249,682.00	42,040.00
	Juvenile	618,064.00	721,287.00	103,223.00
	Non-Departmental	7,025,825.05	5,576,341.00	(1,449,484.05)
	Total General Fund	9,920,610.05	8,643,869.00	(1,276,741.05)
1.15	Road Department	38,963,754.00	35,100,746.76	(3,863,007.24)
6.05	General Vehicle Services	-	1,084,522.00	1,084,522.00
1.21	Clerk Record Fund	148,500.00	144,300.00	(4,200.00)
1.25	Law Library	22,000.00	32,536.00	10,536.00
1.28	Sheriff-Restricted Funds	7,337,664.00	8,813,723.00	1,476,059.00
1.37	Towers	432,781.00	528,790.00	96,009.00
1.90	Other Special Revenues	1,200,050.00	1,825,986.00	625,936.00
2.14	Fair	662,207.00	929,376.00	267,169.00
2.17	Comm Dev-Bldg	2,334,056.55	2,822,490.00	488,433.45
2.19	Public Health / Human Services	1,444,030.00	447,321.00	(996,709.00)
2.20	Admin Services	2,243,847.00	2,410,143.00	166,296.00
2.50	Federal Grants	149,484.00	105,026.00	(44,458.00)
2.51	State/Other Grants	160,086.00	153,732.00	(6,354.00)
3.10	Reserve	455,000.00	475,000.00	20,000.00
3.48	County School	1,000,000.00	1,000,000.00	-
4.65	Title III	941,000.00	1,124,072.00	183,072.00
	TOTAL FUNDS	67,415,069.60	65,641,632.76	(1,773,436.84)

**Curry County, Oregon
2021-22 Adopted Budget
BUDGET SUMMARY**

Fund #, Description	TOTAL RESOURCES	REQUIREMENTS								TOTAL REQUIREMENTS
		Personnel Services	Materials & Services	Capital Outlay	Debt Service	Transfers	Contingencies	Special Payments	Unappr. Balances, Reserves	
1.10 General Fund										
Board of Property Tax Appeals	1,000	4,417	1,247	-	-	-	-	-	-	5,664
Elections	3,360	256,649	94,914	-	17,827	-	-	-	-	369,390
Treasurer's Office	9,700	98,762	31,694	-	-	-	-	-	-	130,456
Tax Collection	49,500	146,978	90,569	-	-	-	-	-	-	237,547
Assessor	299,350	691,050	200,736	100,000	-	-	-	-	-	991,786
District Attorney	22,000	349,118	95,126	-	-	-	-	-	-	444,244
Recording	207,800	209,163	46,074	-	-	-	-	-	-	255,237
Juvenile	119,900	517,098	120,454	-	-	-	-	-	-	637,552
Non-Departmental	7,784,259	-	302,225	-	-	4,604,129	-	-	518,639	5,424,993
Total General Fund	8,496,869	2,273,235	983,039	100,000	17,827	4,604,129	-	-	518,639	8,496,869
1.15 Roads Department	35,116,606	2,249,820	4,434,945	3,490,000	-	4,731,803	352,580	-	19,857,458	35,116,606
6.05 General Vehicles Services	898,022	-	364,407	131,500	-	-	302,115	-	100,000	898,022
1.21 Clerk Record Fund	194,300	7,825	40,342	-	-	4,000	-	-	142,133	194,300
1.25 Law Library	32,536	16,805	7,113	-	-	-	-	-	8,618	32,536
1.28 Sheriff-Restricted Funds	8,430,207	5,816,146	2,042,779	49,378	-	-	571,282	-	-	8,479,585
1.37 Towers	478,818	-	102,241	21,689	-	-	45,798	-	309,090	478,818
1.90 Other Special Revenues	1,950,986	32,487	252,962	417,850	-	805,000	367,687	-	75,000	1,950,986
2.14 Fair	905,069	194,968	517,717	175,000	-	-	17,384	-	-	905,069
2.17 Community Development	2,780,036	1,574,807	667,506	136,343	-	31,000	366,774	-	3,606	2,780,036
2.19 Public Health / Human Services	443,920	116,540	327,380	-	-	-	-	-	-	443,920
2.20 Administrative Services	2,259,797	1,243,522	871,675	49,000	30,600	-	65,000	-	-	2,259,797
2.50 Federal Grants	105,026	58,807	15,764	-	-	-	-	-	30,455	105,026
2.51 State/Other Grants	153,732	137,907	14,709	-	-	-	-	-	1,116	153,732
3.10 Reserves	475,000	-	475,000	-	-	-	-	-	-	475,000
3.48 County School	1,000,000	-	-	-	-	-	-	1,000,000	-	1,000,000
4.65 Title III	1,124,072	-	155,000	-	-	-	969,072	-	-	1,124,072
TOTAL ACTIVE FUNDS	64,844,996	13,722,869	11,272,579	4,570,760	48,427	10,175,932	3,057,692	1,000,000	21,046,115	64,894,374
		11,449,634	10,289,540	4,470,760	30,600	5,571,803	3,057,692	1,000,000	35,870,029	

FORM LB-1

NOTICE OF BUDGET HEARING

Curry County will hold a public hearing on the proposed Fiscal Year 2021-2020 County Budget on June 9, 2020 at approximately 9:10 a.m. in the Commissioner's Hearing Room located at 94235 Moore Street, Gold Beach. The proposed budget can be viewed online on the county's website at co.curry.or.us (on the Finance Department page), or, in person at the County Clerk's Office located in the Courthouse, Gold Beach. The agenda will be posted on the website mentioned, under 'Board of Commissioners', then 'Agendas and Minutes', and the date.

Contact: Brad Rueckert, County Accountant Telephone: 541-247-3254 Email: rueckertb@co.curry.or.us

FINANCIAL SUMMARY - RESOURCES

TOTAL OF ALL FUNDS	Actual Amount 2019-2020	Adopted Budget This Year 2020-2021	Approved Budget Next Year 2021-2022
Beginning Fund Balance/Net Working	45,398,540	0	32,355,107
Fees, Licenses, Permits, Fines, Profits, State and all Other Grants, Gifts, etc.	2,670,033	0	3,322,637
	9,934,651	0	11,502,635
Revenue from Bonds and Other Debt	0	0	0
Interfund Transfers / Internal Service	44,524,779	1,268,411	13,927,931
All Other Resources Except Current Year Property Taxes	941,755	93,704,070	1,679,986
Current Year Property Taxes Estimated to be Received	1,890,300	0	2,056,700
Total Resources	105,360,058	94,972,481	64,844,996

FINANCIAL SUMMARY - REQUIREMENTS BY OBJECT CLASSIFICATION

Personnel Services	11,611,232	12,313,007	13,722,869
Materials and Services	25,439,473	11,442,592	11,271,935
Capital Outlay	4,694,564	6,253,689	4,521,382
Debt Service	75,206	90,400	48,427
Interfund Transfers	37,830,302	38,017,065	5,444,129
Contingencies	6,476,339	2,266,998	3,057,692
Special Payments	1,000,000	1,000,000	1,000,000
Unappropriated Ending Balance and Reserved for Future Expenditure	18,232,942	23,588,730	25,778,562
Total Requirements	105,360,058	94,972,481	64,844,996

FINANCIAL SUMMARY - REQUIREMENTS AND FULL-TIME EQUIVALENT EMPLOYEES (FTE) BY ORGANIZATIONAL UNIT OR PROGRAM *

Name of Organizational Unit or Program FTE for that unit or program			
1.10 General Fund	11,200,700		8,496,869
FTE	74.49		24.84
1.15 Road Fund	8,564,209		35,116,606
FTE	24.00		25.00
1.16 Roadside Improvement (moved to 1.15 Roads)	25,000		0
FTE			
1.19 Court Mediation (moved to 1.90 Other Special Revenue)	19,750		0
FTE			
1.20 Bike and Footpath (moved to 1.15 Road)	45,000		0
FTE			
1.21 Clerk's Record reserve	148,500		194,300
FTE			0.00
1.22 Cornerstone Preservation (moved to 2.17 Community Development)	146,000		0
FTE			
1.23 State Court Security (moved to 1.90 Other Special Revenue)	262,000		0
FTE			
1.25 Law Library	22,000		32,536
FTE	0.18		0.18
1.27 Economic Development (moved to 2.17 Community Development)	143,598		0
FTE	1.10		
1.28 Sheriff's Special Revenue: SAR & Custody Services	1,196,467		8,430,207
FTE	7.17		54.50
1.35 Port Orford Landfill Trust (moved to 1.90 Other Special Revenues)	316,300		0
FTE			
1.37 Communication Towers	332,896		478,818
FTE			0.00
1.90 Other Special Revenues Fund			1,950,986.00
FTE			0.29
1.40 County Parks (moved to 2.17 Community Development)	209,702		0
FTE	1.10		
2.12 Victims Assistance - Criminal Fines Account (State & Federal) (moved to 2.20 Administrative Services)	25,000		0
FTE	0.00		
2.13 Child Advocacy - (Closed Fund) (State)	8,000		
FTE	0.00		
2.14 County Fair - Event Center (State & Fair Board)	609,723		905,069
FTE			1.00
2.17 Community Development	324,616		2,780,036
FTE	2.85		16.45
2.19 Public Health & Human Services (State)	1,040,384		443,920
FTE	1.50		1.00
2.20 Administrative Services	1,663,111		2,259,797
FTE	10.71		13.21
2.21 General Services (moved to 6.05 General Vehicle Services)	1,018,618		0
FTE	1.85		
2.22 Vehicle Replacement (moving to 6.05 Gen Vehicle Services)	300,000		0
FTE			
2.24 Road Capital Improvement (moved to 1.15 Road)	35,000,000		0
FTE			
2.32 PEG Access (moved to 1.90 Other Special Revenues)	25,000		0
FTE			
2.33 Building Repair & Construction Projects (moving to 2.20 Admin Services)	40,000		0
FTE	0.00		
2.50 Federal Grants	1,842,191		105,026
FTE	1.70		0.70

2.51 State and Other Grants		234,187		153,732
FTE	1.30		1.09	
2.61 General Fund Equipment Self Insurance (moving to 6.05 Gen Vehicle		100,000		0
FTE				
2.85 Road Fund Equipment Self Insurance (moving to 6.05 Gen Vehicle S		1,164,000		0
FTE				
3.10 Reserve Fund		37,132,106		475,000
FTE			0.00	
3.11 PERS Reserve (moved to 3.10 Reserve)		270,000		0
FTE				
3.48 County Schools (State)		1,000,000		1,000,000
FTE			0.00	
4.65 Title III (Federal)		981,000		1,124,072
FTE			0.00	
6.05 General Vehicle Services				898,022
FTE			0.00	
Total Requirements		105,360,058	0	64,844,996
Total FTE	127.95	0.00	137.96	

STATEMENT OF CHANGES IN ACTIVITIES and SOURCES OF FINANCING *
 The 1.15 Road Fund - Road Capital Improvement Department is transferring \$2,253,182 to the 1.28 Sheriff Fund - Civil/Criminal/Patrol Department, \$2,378,621 to the Road Fund - Road Operations Department and \$100,000 to the 1.37 Towers Fund - Capital Department. The General Equipment Self-Insurance Department, General Vehicle Services Department and Vehicle Replacement Department were moved from the Road Fund to the General Vehicle Services Fund. Transient Lodging Tax (TLT) revenues were moved from 2.17 Community Development - Code Enforcement to 1.90 Other Special Revenue - Transient Lodging Tax Department.

PROPERTY TAX LEVIES			
	Rate or Amount Imposed 2019-2020	Rate or Amount Imposed This Year 2020-2021	Rate or Amount Approved Next Year 2021-2022
Permanent Rate Levy (rate limit 0.5996 per \$1,000)	\$0.5996 / \$1,000	\$0.5996 / \$1,000	\$0.5996 / \$1,000
Local Option Levy			
Levy For General Obligation Bonds			

STATEMENT OF INDEBTEDNESS		
LONG TERM DEBT	Estimated Debt Outstanding on July 1.	Estimated Debt Authorized, But Not Incurred on July 1
General Obligation Bonds	none	none
Other Bonds	none	none
Other Borrowings	\$118,496	\$100,000
Total	\$118,496	\$100,000

BEFORE THE BOARD OF CURRY COUNTY COMMISSIONERS
IN AND FOR THE COUNTY OF CURRY

IN THE MATTER OF ADOPTING THE
2021-2022 FISCAL YEAR BUDGET

)
) RESOLUTION R2021-18

WHEREAS, Curry County needs to adopt a budget by July 1, 2021 to have legal spending authority.


NOW, THEREFORE, BE IT RESOLVED that the Curry County Board of Commissioners hereby adopts the budget for the 2021-2022 Fiscal Year in the amount of \$64,844,966, said budget available for review in the County Clerk's Office.

Dated this 9th of June 2021.

CURRY COUNTY BOARD OF
COMMISSIONERS



Court Boice, Chair 6-21-21




John Herzog, Vice Chair



Chris Paasch, Commissioner

Approved as to form:



Anthony Pope
Curry County Counsel

**BEFORE THE BOARD OF CURRY COUNTY COMMISSIONERS
IN AND FOR THE COUNTY OF CURRY**

**IN THE MATTER OF APPROPRIATING)
THE 2021-2022 FISCAL YEAR BUDGET) RESOLUTION R2021-16**

WHEREAS, Curry County needs to appropriate budget expenditures by July 1, 2021 to have legal spending authority.

THEREFORE, BE IT RESOLVED that \$21,046,115 is un-appropriated and reserved for future budget years in the Fiscal Year 2021-2022 budget.

BE IT FURTHER RESOLVED that \$43,798,881 for the fiscal year beginning July 1, 2020, and for the purposes shown below, are hereby appropriated.

General Fund:	
Personnel Services	\$2,273,235
Materials & Services	983,039
Capital Outlay	100,000
Debt Service	17,827
Interfund Transfers	4,604,129
Operating Contingencies	0
Special Payments	0
Total General Fund	<u>\$7,978,230</u>


All Other Funds (Special Revenue Funds):	
Personnel Services	\$11,449,634
Materials & Services	10,289,540
Capital Outlay	4,421,382
Debt Service	30,600
Interfund Transfers	5,571,803
Operating Contingencies	3,057,692
Special Payments	1,000,000
Total Other Funds	<u>\$35,820,651</u>


Dated this 9th day of June 2021.


**CURRY COUNTY BOARD OF
COMMISSIONERS**

OPPOSED
Court Bojce, Chair 6-21-21

Approved as to form:


Anthony Pope
Curry County Counsel


John Herzog, Vice Chair


Christopher Paasch, Commissioner

In the Matter of Correcting Scrivener's Error)	Notice of Scrivener's Error
)	Correcting Fiscal Year
)	
)	Resolution No. R2021-16
)	

Certificate of Re-filing (Book of Record)

CJ 2021-254

Below signed Curry County Legal Counsel, pursuant to Curry County Ordinance No. 17-05, hereby provides notice of correction of scrivener's error, to wit:

_____ Erroneous order/resolution number


_____ Erroneous exhibit:

XX Other: Original Resolution states it applies to the fiscal year beginning July 1, 2020. The correct fiscal year for this Resolution is that which begins July 1, 2021.

The prior Resolution, No. R2021-16, dated June 9, 2021, accompanies this notice.

RE-FILED AT THE REQUEST OF CURRY COUNTY LEGAL COUNSEL TO CORRECT RESOLUTION NO. R2021-16 PREVIOUSLY RECORDED AS DOCUMENT NUMBER CJ 2021-254

Dated this 14 day of September, 2021.



Anthony Pope, OSB No 192939
Curry County Legal Counsel

BEFORE THE BOARD OF CURRY COUNTY COMMISSIONERS
IN AND FOR THE COUNTY OF CURRY

IN THE MATTER OF CATEGORIZING)
AND IMPOSING PROPERTY TAXES) RESOLUTION R 2021-17
FOR THE 2021-2022 FISCAL YEAR)

WHEREAS, Curry County needs to impose property taxes in order to balance the 2021-2022 fiscal year budget; and,

WHEREAS, the Budget Committee approved the \$0.5996/\$1,000 tax rate in the 2021-2022 fiscal year budget.

NOW THEREFORE, BE IT RESOLVED that the Curry County Board of Commissioners hereby imposes the taxes provided for in the adopted budget at the rate of \$0.5996 per \$1,000 of assessed value with the County for operations.

BE IT FURTHER RESOLVED that the Curry County Board of Commissioners hereby categorizes for the tax year 2021-2022 upon the assessed value of all taxable property within the County as follows:


General Government (Property taxes) \$ 0.5996/\$1,000

Dated this 9th day of June 2021.


CURRY COUNTY BOARD OF
COMMISSIONERS



Court Boice, Chair 6/21/21

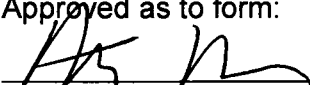


John Herzog, Vice Chair



Christopher Paasch, Commissioner

Approved as to form:



Anthony Pope
Curry County Counsel

Notice of Property Tax and Certification of Intent to Impose a Tax, Fee, Assessment, or Charge on Property

FORM LB-50 2021-2022

To assessor of CURRY County

Check here if this is an amended form.

• Be sure to read instructions in the current Notice of Property Tax Levy Forms and Instructions booklet.

The CURRY COUNTY BOC has the responsibility and authority to place the following property tax, fee, charge, or assessment

District name

on the tax roll of CURRY County. The property tax, fee, charge, or assessment is categorized as stated by this form.

County name

94235 MOORE STREET STE 122 GOLD BEACH OR 97444 JULY 9, 2021

Mailing address of district

City

State

ZIP code

Date submitted

COURT BOICE

CHAIR COMMISSIONER

541-247-3229

boicec@co.curry.or.us

Contact person

Title

Daytime telephone number

Contact person e-mail address

CERTIFICATION – You must check one box if you are subject to Local Budget Law.

- The tax rate or levy amounts certified in Part I are within the tax rate or levy amounts approved by the budget committee.
- The tax rate or levy amounts certified in Part I were changed by the governing body and republished as required in ORS 294.456.

PART I: TAXES TO BE IMPOSED

	Subject to General Government Limits		
	Rate —or— Dollar Amount		
1. Rate per \$1,000 or total dollar amount levied (within permanent rate limit) ... 1	\$0.5996		
2. Local option operating tax 2			Excluded from Measure 5 Limits
3. Local option capital project tax..... 3			
4. City of Portland Levy for pension and disability obligations 4			Dollar Amount of Bond Levy
5a. Levy for bonded indebtedness from bonds approved by voters prior to October 6, 2001 5a			
5b. Levy for bonded indebtedness from bonds approved by voters after October 6, 2001 5b			
5c. Total levy for bonded indebtedness not subject to Measure 5 or Measure 50 (total of 5a + 5b)..... 5c			0

PART II: RATE LIMIT CERTIFICATION

6. Permanent rate limit in dollars and cents per \$1,000..... 6	\$0.5996
7. Election date when your new district received voter approval for your permanent rate limit 7	
8. Estimated permanent rate limit for newly merged/consolidated district 8	

PART III: SCHEDULE OF LOCAL OPTION TAXES – Enter all local option taxes on this schedule. If there are more than two taxes, attach a sheet showing the information for each.

Purpose (operating, capital project, or mixed)	Date voters approved local option ballot measure	First tax year levied	Final tax year to be levied	Tax amount —or— rate authorized per year by voters

PART IV: SPECIAL ASSESSMENTS, FEES, AND CHARGES*

Description	ORS Authority**	Subject to General Government Limitation	Excluded from Measure 5 Limitation
1			
2			

*If fees, charges, or assessments will be imposed on specific property within your district, you must attach a complete listing of properties, by assessor's account number, to which fees, charges, or assessments will be imposed. Show the fees, charges, or assessments uniformly imposed on the properties. If these amounts are not uniform, show the amount imposed on each property.

** The ORS authority for putting these assessments on the roll must be completed if you have an entry in Part IV.

(see the back for worksheet for lines 5a, 5b, and 5c)
File with your assessor no later than JULY 15, unless granted an extension in writing.

Cena Crook

From: Tracy Garner
Sent: Saturday, July 10, 2021 4:18 PM
To: Cena Crook; Jim Kolen
Cc: Lauryn Hopkins; Wendy Carpenter
Subject: RE: LB-50

Thank you Cena.

Tracy Garner
Curry County Assessor's Office
541.247.3288

From: Cena Crook <crookc@co.curry.or.us>
Sent: Friday, July 9, 2021 11:37 AM
To: Jim Kolen <KolenJ@co.curry.or.us>; Tracy Garner <garnert@co.curry.or.us>
Subject: LB-50

Jim Kolen, Curry County Assessor,
I am hereby filing the 2021-2022 LB-50 with the Curry County Assessor's Office. The Form LB-50, the Resolution to Adopt the 2021-2022 Curry County Budget, and the Resolution to Impose Property Taxes are attached to this e-mail. Please respond to verify receipt.

Cena Crook
Assistant Finance Director
Curry County
July 9, 2021

L I N E #	HISTORICAL DATA			L I N E #	RESOURCE/REQUIREMENT DESCRIPTION	Budget for Next Year 2014-2015			L I N E #	
	Actual		Adopted Budget This Year 2013-2014			Proposed by Budget Officer	Approved by Budget Committee	Adopted by Governing Body		
	Second Preceding Year 2011-2012	First Preceding Year 2012-2013								
1				1					1	
2	470	460	500	2	1.10-411.10-321.10-000-00	Permits - OLCC	500	500	500	2
3	0	0	0	3	1.10-411.10-321.70-000-00	Licenses - Social Gaming	0	0	400	3
4	375	585	896	4	1.10-411.10-334.10-000-00	Grants - St. A & T	896	896	896	4
5	64	106	50	5	1.10-411.10-341.40-000-00	FUTURE DATA IS LOCATED TO THE RIGHT OF EACH ACCOUNT	50	50	50	5
6	120	120	120	6	1.10-411.10-364.00-000-00		120	120	120	6
7	23,907	6,827	5,000	7	1.10-411.10-380.00-000-00	Miscellaneous Revenue	0	0	0	7
8	0	8,952	8,771	8	1.10-411.10-		9,000	9,000	9,000	8
9	16,000	30,000	55,000	9	1.10-411.10-		55,000	55,000	55,000	9
10	30,000	30,000	30,000	10	1.10-411.10-		30,000	30,000	30,000	10
11	155,310	0	0	11	1.10-411.10-391.24-000-00	Tran In - Road Fund	0	0	0	11
12	226,246	77,050	100,337	12	TOTAL RESOURCES		95,566	95,566	95,966	12
13	109,399	112,500	120,000	13	1.10-411.10-490.00-105-00	Sal - Elected	156,000	156,000	139,500	13
14	70,958	67,270	78,670	14	1.10-411.10-490.00-110-00	Sal - Regular	67,716	67,716	67,716	14
15	1,001	1,428	1,535	15	1.10-411.10-490.00-120-00	Sal - Irregular	3,000	3,000	3,000	15
16	0	138	0	16	1.10-411.10-490.00-130-00	Sal - Overtime	1,000	1,000	1,000	16
17	12,464	0	0	17	1.10-411.10-490.00-210-00	Ben - Blue Cross - OPEU	0	0	0	17
18	22,880	36,009	41,195	18	1.10-411.10-490.00-212-00	Ben - Blue Cross - Teamsters	43,168	43,168	43,168	18
19	396	401	381	19	1.10-411.10-490.00-214-00	Ben - Life Insurance	376	376	376	19
20	14,045	13,935	15,011	20	1.10-411.10-490.00-220-00	Ben - FICA	17,420	17,420	16,158	20
21	9,614	17,327	18,131	21	1.10-411.10-490.00-230-00	Ben - PERS - County Portion	37,932	33,439	30,653	21
22	75	10,729	8,253	22	1.10-411.10-490.00-235-00	Ben - PERS - Employee Portion	13,483	13,483	12,493	22
23	0	0	0	23	1.10-411.10-490.00-250-00	Ben - Unemployment Insurance	6,825	0	0	23
24	655	578	642	24	1.10-411.10-490.00-260-00	Ben - Worker's Compensation	760	760	676	24
25	365	360	331	25	1.10-411.10-490.00-290-00	Ben - OR W/C Assessment	379	379	379	25
26	241,852	260,675	284,149	26	TOTAL PERSONAL SERVICES		348,059	336,741	315,119	26

BUDGET FORM LEGEND

General Fund

General Fund Departments:

General Government:

Board of Property Tax Appeals - BOPTA
County Clerk - Elections
Treasurer
Assessor - Assessment, Taxation & Collection
County Clerk - Recording
Non-Departmental

Public Safety:

District Attorney
Juvenile

Board of Property Tax Appeals

State Statutes 309

County Boards of Property Tax Appeals hear petitions for reduction of the real market, maximum assessed, specially assessed, and assessed value of property placed on the roll by the county assessor. The Board also considers requests to waive penalties assessed for the late filing of real and personal property returns. The function of the Board is a very important part of maintaining a fair and equitable property tax system in Oregon. The County Clerk, an elected official, is responsible for planning and coordinating the Board of Property Tax Appeals hearings.

<u>Position</u>	<u>Salary Range</u>	<u>FTE</u>
County Clerk	Elected	0.005
Deputy Clerk II	E	0.0167
Deputy Clerk I	D	0.0333
		0.0550

L I N E #	HISTORICAL DATA			L I N E #	Account Number	Account Description	1			0.75% L
	Actual		10				Budget For 2021-2022 Year			
	Second Preceding Year 06/30/19	Unaudited First Preceding Year 06/30/20					Adopted Budget This Year 06/30/21	2021-2022 Proposed by Budget Officer	2021-2022 Approved by Budget Committee	
Tab 3				Tab 3	GENERAL FUND - Board of Property Tax Appeals Dept					Tab 3
1	817	843	1,000	1	1.10-411.30-334.10-000-00	Grants - St - CAFFA	1,000	1,000	1,000	1
2	817	843	1,000	2	TOTAL RESOURCES		1,000	1,000	1,000	2
3	320	332	340	3	1.10-411.30-490.00-105-00	Sal - Elected	385	385	385	3
4	1,442	1,405	1,778	4	1.10-411.30-490.00-110-00	Sal - Regular	2,316	2,316	2,316	4
5				5	1.10-411.30-490.00-213-10	Ben - HRA VEBA	30	30	30	5
6	685	614	837	6	1.10-411.30-490.00-213-00	Ben - Health Insurance	843	843	843	6
7	3	3	3	7	1.10-411.30-490.00-214-00	Ben - Life Insurance	3	3	3	7
8	132	131	162	8	1.10-411.30-490.00-220-00	Ben - FICA	207	207	207	8
9	203	253	363	9	1.10-411.30-490.00-230-00	Ben - PERS - County Portion	612	612	612	9
10	-	-	13	10	1.10-411.30-490.00-250-00	Ben - Unemployment Insurance	17	17	17	10
11	1	1	2	11	1.10-411.30-490.00-260-00	Ben - Worker's Compensation	2	2	2	11
12	2	2	2	12	1.10-411.30-490.00-290-00	Ben - OR W/C Assessment	2	2	2	12
13	2,787	2,741	3,500	13	TOTAL PERSONNEL SERVICES		4,417	4,417	4,417	13
14	-	-	100	14	1.10-411.30-490.00-524-00	Insurance - Property	100	100	100	14
15	-	-	-	15	1.10-411.30-490.00-541-00	Advertising - Legal	-	-	-	15
16	-	84	300	16	1.10-411.30-490.00-580-00	Travel - Meals & Lodging	300	300	300	16
17	87	247	150	17	1.10-411.30-490.00-582-00	IGS - 2.21 Motor Pool	-	-	-	17
18	-	-	400	18	1.10-411.30-490.00-583-00	Travel - Mileage Allowance	400	400	400	18
19	-	-	20	19	1.10-411.30-490.00-595-00	Postage	20	20	20	19
20	156	-	50	20	1.10-411.30-490.00-600-00	Sup - Office	50	50	50	20
21	57	60	91	21	1.10-411.30-490.00-820-00	IGS - 2.20 Finance	91	91	91	21
22	23	24	45	22	1.10-411.30-490.00-821-00	IGS - 2.20 Payroll/HR	31	31	31	22
23	55	56	68	23	1.10-411.30-490.00-822-00	IGS - 2.20 Counsel	59	59	59	23
24	54	84	142	24	1.10-411.30-490.00-826-00	IGS - 2.20 IT/TELECOM	87	87	87	24
25	49	36	42	25	1.10-411.30-490.00-828-00	IGS - 2.20 BOC OFFICE	34	34	34	25
26	22	48	59	26	1.10-411.30-490.00-830-00	IGS - 2.20 COMMISSIONERS	75	75	75	26
27	503	639	1,467	27	TOTAL MATERIALS & SERVICES		1,247	1,247	1,247	27
28	3,291	3,380	4,967	28	TOTAL REQUIREMENTS		5,664	5,664	5,664	28
29	(2,473)	(2,537)	(3,967)	29	CONTRIBUTION TO/(FROM) FUND		(4,664)	(4,664)	(4,664)	29

COUNTY CLERK – ELECTIONS

State Statutes 246-260

The County Clerk, an elected official, is responsible for the Elections Department. The department plans, coordinates and conducts all elections in Curry County. It ensures that elections are in compliance with federal, state and local elections laws. The department also directs the preparation and maintenance of records related to voting activities, candidates and special district services, precincting, programming, printing and distribution of election ballots.

<u>Position</u>	<u>Salary Range</u>	<u>FTE</u>
County Clerk	Elected	0.495
Elections Admin/Chief Deputy	P	0.70
Deputy Clerk II	E	0.4917
Deputy Clerk I	D	0.9834
		2.6701 Total

L I N E #	HISTORICAL DATA			L I N E #	RESOURCE/REQUIREMENT DESCRIPTION ADOPTED	1			0.75% L	
	Actual		10			Budget For 2021-2022 Year				
	Audited	Unaudited				2021-2022 Proposed by Budget Officer	2021-2022 Approved by Budget Committee	2021-2022 Adopted by Governing Body		
Second Preceding Year 06/30/19	First Preceding Year 06/30/20	Adopted Budget This Year 06/30/21	Account Number	Account Description						
Tab 4				Tab 4	GENERAL FUND - County Clerk-Elections Dept				Tab 4	
1	2,161	2,830	2,800	1	1.10-414.00-334.00-000-00	OMV Payment	2,800	2,800	2,800	1
2			13,038	2	1.10-414.00-337.00-000-00	Grant - Other				2
3	38	-	500	3	1.10-414.00-341.40-000-00	Printing & Duplicating	50	50	50	3
4	1,020	550	1,000	4	1.10-414.00-341.90-000-00	Elect - Political Filing Fees	500	500	500	4
5	34,547	-	30,000	5	1.10-414.00-341.91-000-00	Elect - Spec District Reimb		-	-	5
6	8	8,840	10	6	1.10-414.00-380.00-000-00	Misc. Revenue	10	10	10	6
7	37,774	12,221	47,348	7		TOTAL RESOURCES	3,360	3,360	3,360	7
8	31,728	32,918	33,661	8	1.10-414.00-490.00-105-00	Sal - Elected	38,066	38,066	38,066	8
9	95,446	86,030	98,020	9	1.10-414.00-490.00-110-00	Sal - Regular	121,302	121,302	121,302	9
10	-	-	-	10	1.10-414.00-490.00-120-00	Sal - Irregular		-	-	10
11	-	-	-	11	1.10-414.00-490.00-130-00	Sal - Overtime	500	500	500	11
12				12	1.10-414.00-490.00-213-10	Ben - HRA VEBA	885	885	885	12
13	35,290	33,855	40,614	13	1.10-414.00-490.00-213-00	Ben - Health Insurance	41,208	41,208	41,208	13
14	174	159	168	14	1.10-414.00-490.00-214-00	Ben - Life Insurance	182	182	182	14
15	9,670	8,902	10,074	15	1.10-414.00-490.00-220-00	Ben - FICA	12,230	12,230	12,230	15
16	22,905	25,239	28,759	16	1.10-414.00-490.00-230-00	Ben - PERS - County Portion	41,119	41,119	41,119	16
17	-	-	-	17	1.10-414.00-490.00-260-00	Ben - Unemployment Insurance	914	914	914	17
18	85	81	839	18	1.10-414.00-490.00-260-00	Ben - Worker's Compensation	126	126	126	18
19	135	97	117	19	1.10-414.00-490.00-290-00	Ben - OR W/C Assessment	117	117	117	19
20	657	-	-	20	1.10-414.00-490.00-295-00	IGS - 3.10 Unemp Self Ins Reserve		-	-	20
21	196,089	187,283	212,252	21		TOTAL PERSONNEL SERVICES	256,649	256,649	256,649	21
22	720	697	700	22	1.10-414.00-490.00-310-00	Pro Svcs - Training & Ed	700	700	700	22
23	11,297	4,625	8,000	23	1.10-414.00-490.00-330-00	Pro Svcs - General	5,000	5,000	5,000	23
24	-	-	-	24	1.10-414.00-490.00-416-00	Util - Cellular Telephone	400	400	400	24
25	4,785	15,345	11,500	25	1.10-414.00-490.00-430-00	Rep & Maint - Equipment	15,635	15,635	15,635	25
26	1,030	1,226	1,327	26	1.10-414.00-490.00-521-00	Gen Liab Ins	1,327	1,327	1,327	26
27	482	474	558	27	1.10-414.00-490.00-524-00	Property Insurance	558	558	558	27
28	1,610	480	1,500	28	1.10-414.00-490.00-541-00	Advertising - Legal	500	500	500	28
29	20,106	16,133	17,500	29	1.10-414.00-490.00-550-00	Copying & Printing	11,800	11,800	11,800	29
30	896	1,639	2,000	30	1.10-414.00-490.00-580-00	Travel - Meals & Lodging	2,000	2,000	2,000	30
31	-	-	-	31	1.10-414.00-490.00-586-00	IGS - Motor Pool	2,000	2,000	2,000	31
32	2,026	1,121	2,000	32	1.10-414.00-490.00-582-00	IGS - 2.21 Motor Pool		-	-	32

L I N E #	HISTORICAL DATA			L I N E #	RESOURCE/REQUIREMENT DESCRIPTION ADOPTED	1			1	0.75% L
	Actual		10			Budget For 2021-2022 Year				
	Second Preceding Year 06/30/19	Unaudited First Preceding Year 06/30/20				Adopted Budget This Year 06/30/21	2021-2022 Proposed by Budget Officer	2021-2022 Approved by Budget Committee		
					Account Number	Account Description				
1	298	-	-	1	1.10-414.00-490.00-583-00	Travel - Mileage Allowance	-	-	-	1
2	8,577	4,893	9,000	2	1.10-414.00-490.00-595-00	Postage	5,000	5,000	5,000	2
3	1,753	1,713	2,000	3	1.10-414.00-490.00-600-00	Sup - Office	2,000	2,000	2,000	3
4	-	-	-	4	1.10-414.00-490.00-606-00	Event Food Supplies	-	-	-	4
5	-	-	13,038	5	1.10-414.00-490.00-609-00	Sup - Other	-	-	-	5
6	590	7,668	1,000	6	1.10-414.00-490.00-610-00	Sup - Non-Capital Equipment	7,000	7,000	7,000	6
7	598	183	200	7	1.10-414.00-490.00-615-00	Other Materials & Services	200	200	200	7
8	-	136	100	8	1.10-414.00-490.00-640-00	Books & Periodicals	-	-	-	8
9	100	100	100	9	1.10-414.00-490.00-650-00	Membership Dues	100	100	100	9
10	3,338	3,780	5,448	10	1.10-414.00-490.00-820-00	IGS - 2.20 Finance	5,359	5,359	5,359	10
11	1,349	1,524	2,705	11	1.10-414.00-490.00-821-00	IGS - 2.20 Payroll/HR	1,813	1,813	1,813	11
12	3,194	3,588	4,059	12	1.10-414.00-490.00-822-00	IGS - 2.20 Counsel	3,477	3,477	3,477	12
13	10,637	12,816	11,446	13	1.10-414.00-490.00-824-00	IGS - 2.20 OCCUPANCY	18,497	18,497	18,497	13
14	3,175	5,484	8,496	14	1.10-414.00-490.00-826-00	IGS - 2.20 IT/TELECOM	5,131	5,131	5,131	14
15	2,951	2,172	2,496	15	1.10-414.00-490.00-828-00	IGS - 2.20 BOC OFFICE	2,021	2,021	2,021	15
16	1,277	2,960	3,499	16	1.10-414.00-490.00-830-00	IGS - 2.20 COMMISSIONERS	4,396	4,396	4,396	16
17	80,789	88,757	108,672	17		TOTAL MATERIALS & SERVICES	94,914	94,914	94,914	17
18	15,151	16,436	16,500	18	1.10-414.00-490.00-849-00	Principal Payments	16,500	16,500	16,500	18
19	3,011	2,060	2,100	19	1.10-414.00-490.00-851-00	Debt Svc - Interest Payments	1,327	1,327	1,327	19
20	18,162	18,495	18,600	20		TOTAL DEBT SERVICE	17,827	17,827	17,827	20
21	-	-	-	21	1.10-414.00-496.00-000-00	Operating Contingency	-	-	-	21
22	-	-	-	22		TOTAL CONTINGENCIES	-	-	-	22
23	295,040	294,535	339,524	23		TOTAL REQUIREMENTS	369,390	369,390	369,390	23
24	(257,266)	(282,314)	(292,176)	24		CONTRIBUTION TO/(FROM) FUND	(366,030)	(366,030)	(366,030)	24

COUNTY TREASURER

State Statutes 208

The County Treasurer, an elected official, is responsible for the receipt and disbursement of funds, payment, nonpayment and investment of county funds.

<u>Position</u>	<u>Salary Range</u>	<u>FTE</u>
County Treasurer	Elected	1.00
Deputy Treasurer	Irregular	
		1.00 Total

L I N E #	HISTORICAL DATA			L I N E #	RESOURCE/REQUIREMENT DESCRIPTION ADOPTED	1			0.75% L	
	Actual		10			Budget For 2021-2022 Year				
	Second Preceeding Year 06/30/19	Unaudited First Preceeding Year 06/30/20				Adopted Budget This Year 06/30/21	2021-2022 Proposed by Budget Officer	2021-2022 Approved by Budget Committee		2021-2022 Adopted by Governing Body
Account Number	Account Description									
Tab 5				Tab 5	GENERAL FUND - County Treasurer's Office				Tab 5	
1	6,285	10,331	7,000	1	1.10-415.16-334.10-000-00	Grants - St - CAFFA	8,700	8,700	8,700	1
2	839	606	400	2	1.10-415.16-341.60-000-00	Fees - Investment Services	400	400	400	2
3	460	950	500	3	1.10-415.16-341.61-000-00	Fees - NSF Check Charges	600	600	600	3
4	-	-	-	4	1.10-415.16-380.00-000-00	Misc- Revenue	-	-	-	4
5	7,584	11,887	7,900	5		TOTAL RESOURCES	9,700	9,700	9,700	5
6	63,522	65,907	67,393	6	1.10-415.16-490.00-105-00	Sal - Elected	68,047	68,047	68,047	6
7	325	-	-	7	1.10-415.16-490.00-110-00	Sal - Regular	-	-	-	7
8	-	73	8,500	8	1.10-415.16-490.00-120-00	Sal - Irregular	8,500	8,500	8,500	8
9	12,000	14,400	14,400	9	1.10-415.16-490.00-213-00	Ben - Health Insurance	15,600	15,600	15,600	9
10	50	50	50	10	1.10-415.16-490.00-214-00	Ben - Life Insurance	50	50	50	10
11	4,613	4,871	5,806	11	1.10-415.16-490.00-220-00	Ben - FICA	5,856	5,856	5,856	11
12	-	-	17,563	12	1.10-415.16-490.00-250-00	Ben - Unemployment Insurance	64	64	64	12
13	14,146	17,052	587	13	1.10-415.16-490.00-230-00	Ben - PERS - County Portion	-	-	-	13
14	457	548	52	14	1.10-415.16-490.00-260-00	Ben - Worker's Compensation	593	593	593	14
15	51	45	64	15	1.10-415.16-490.00-290-00	Ben - OR W/C Assessment	52	52	52	15
16	43	-	-	16	1.10-415.16-490.00-295-00	IGS - 3.10 Unemp Self Ins Reserve	-	-	-	16
17	95,208	102,946	114,415	17		TOTAL PERSONNEL SERVICES	98,762	98,762	98,762	17
18	25	-	25	18	1.10-415.16-490.00-310-00	Pro Svcs - Training & Ed	25	25	25	18
19	1,547	1,683	1,600	19	1.10-415.16-490.00-390-00	Pro Svcs - Bank Fees	1,700	1,700	1,700	19
20	3,390	2,514	3,300	20	1.10-415.16-490.00-438-00	Rep & Maint - Software	14,850	14,850	14,850	20
21	472	514	595	21	1.10-415.16-490.00-521-00	Gen Liab Ins	600	600	600	21
22	79	78	92	22	1.10-415.16-490.00-524-00	Property Insurance	92	92	92	22
23	812	893	800	23	1.10-415.16-490.00-550-00	Copying & Printing	800	800	800	23
24	377	-	400	24	1.10-415.16-490.00-580-00	Travel - Meals & Lodging	400	400	400	24
25	186	-	180	25	1.10-415.16-490.00-583-00	Travel - Mileage Allowance	180	180	180	25
26	25	55	50	26	1.10-415.16-490.00-595-00	Postage	50	50	50	26
27	206	358	600	27	1.10-415.16-490.00-600-00	Sup - Office	1,200	1,200	1,200	27
28	387	594	400	28	1.10-415.16-490.00-610-00	Sup - Non-Capital Equipment	400	400	400	28

L I N E #	HISTORICAL DATA			L I N E #	RESOURCE/REQUIREMENT DESCRIPTION ADOPTED	1			1	0.75% L
	Actual		10			Budget For 2021-2022 Year				
	Second Preceding Year 06/30/19	Unaudited First Preceding Year 06/30/20				Adopted Budget This Year 06/30/21	2021-2022 Proposed by Budget Officer	2021-2022 Approved by Budget Committee		
1	148	730	200	1	1.10-415.16-490.00-615-00	Other Materials & Services	200	200	200	1
2	100	100	100	2	1.10-415.16-490.00-650-00	Dues - Membership	100	100	100	2
3	1,610	1,536	2,479	3	1.10-415.16-490.00-820-00	IGS - 2.20 Finance	2,058	2,058	2,058	3
4	653	620	1,231	4	1.10-415.16-490.00-821-00	IGS - 2.20 Payroll/HR	696	696	696	4
5	1,539	1,460	1,847	5	1.10-415.16-490.00-822-00	IGS - 2.20 Counsel	1,335	1,335	1,335	5
6	1,331	1,600	1,430	6	1.10-415.16-490.00-824-00	IGS - 2.20 OCCUPANCY	2,574	2,574	2,574	6
7	1,534	2,232	3,867	7	1.10-415.16-490.00-826-00	IGS - 2.20 IT/TELECOM	1,970	1,970	1,970	7
8	1,420	884	1,136	8	1.10-415.16-490.00-828-00	IGS - 2.20 BOC OFFICE	776	776	776	8
9	616	1,204	1,592	9	1.10-415.16-490.00-830-00	IGS - 2.20 COMMISSIONERS	1,688	1,688	1,688	9
10	16,457	17,054	21,924	10	TOTAL MATERIALS & SERVICES		31,694	31,694	31,694	10
11	111,665	120,000	136,339	11	TOTAL REQUIREMENTS		130,456	130,456	130,456	11
12	(104,081)	(108,114)	(128,439)	12	CONTRIBUTION TO/(FROM) FUND		(120,756)	(120,756)	(120,756)	12

COUNTY TAXATION

State Statutes 307-308

The County Assessor, an elected official, is responsible for the calculation and collection of taxes. In Curry County approximately 22,000 properties are assessed, the total tax certified for collection in behalf of local governments amounted to over \$27 million. The department is the collection agent for the levies of 48 jurisdictions that includes cities, school districts, fire districts, libraries, ports, urban renewal districts, and other special districts.

(See Tab 8 for staffing and salary information)

L I N E #	HISTORICAL DATA			L I N E #	RESOURCE/REQUIREMENT DESCRIPTION ADOPTED	1			0.75% L	
	Actual		10 Adopted Budget This Year 06/30/21			Budget For 2021-2022 Year				
	Second Preceeding Year 06/30/19	Unaudited First Preceeding Year 06/30/20				2021-2022 Proposed by Budget Officer	2021-2022 Approved by Budget Committee	2021-2022 Adopted by Governing Body		
Tab 6				Tab 6	GENERAL FUND - Tax Collection Dept				Tab 6	
1	6,697	7,358	5,250	1	1.10-415.15-319.11-000-00	Penalties - Real Prop Taxes	500	500	500	1
2	-	-	3,100	2	1.10-415.15-319.12-000-00	Penalties - Prsnl Prop Taxes	4,400	4,400	4,400	2
3	-	-	2,500	3	1.10-415.15-319.13-000-00	Tax Warrant Fees	2,500	2,500	2,500	3
4	19,045	31,306	36,800	4	1.10-415.15-334.10-000-00	Grants - St - CAFFA	42,000	42,000	42,000	4
5	850	750	1,000	5	1.10-415.15-341.40-000-00	Printing & Duplicating	100	100	100	5
6	26,592	39,414	48,650	6		TOTAL RESOURCES	49,500	49,500	49,500	6
7	6,475	6,737	6,889	7	1.10-415.15-490.00-105-00	Sal - Elected	7,930	7,930	7,930	7
8	50,568	44,990	65,232	8	1.10-415.15-490.00-110-00	Sal - Regular	82,254	82,254	82,254	8
9	400	1,052	250	9	1.10-415.15-490.00-130-00	Sal - Overtime	250	250	250	9
10				10	1.10-415.15-490.00-213-10	Ben - HRA VEBA	960	960	960	10
11	15,696	15,989	27,180	11	1.10-415.15-490.00-213-00	Ben - Health Insurance	27,300	27,300	27,300	11
12	79	62	121	12	1.10-415.15-490.00-214-00	Ben - Life Insurance	92	92	92	12
13	4,154	3,960	5,536	13	1.10-415.15-490.00-220-00	Ben - FICA	6,918	6,918	6,918	13
14	12,396	8,609	12,293	14	1.10-415.15-490.00-230-00	Ben - PERS - County Portion	20,419	20,419	20,419	14
15	-	-	489	15	1.10-415.15-490.00-250-00	Ben - Unemployment Insurance	617	617	617	15
16	81	86	139	16	1.10-415.15-490.00-260-00	Ben - Worker's Compensation	163	163	163	16
17	47	44	75	17	1.10-415.15-490.00-290-00	Ben - OR W/C Assessment	75	75	75	17
18	331	-	-	18	1.10-415.15-490.00-295-00	IGS - 3.10 Unemp Self Ins Reserve	-	-	-	18
19	90,227	81,528	118,204	19		TOTAL PERSONNEL SERVICES	146,978	146,978	146,978	19
20	-	-	360	20	1.10-415.15-490.00-310-00	Pro Svcs - Training & Ed	360	360	360	20
21	800	-	1,100	21	1.10-415.15-490.00-330-00	Pro Svcs - General	1,100	1,100	1,100	21
22	3,382	-	3,300	22	1.10-415.15-490.00-330-10	Contract- Print Tax Statements	3,500	3,500	3,500	22
23	5,482	8,748	5,700	23	1.10-415.15-490.00-330-12	Contract- Mail Tax Statements	5,800	5,800	5,800	23
24	-	26	2,500	24	1.10-415.15-490.00-337-00	Tax Warrant Recording	2,500	2,500	2,500	24
25	7,841	8,406	6,500	25	1.10-415.15-490.00-340-00	Pro Svcs - Bank Svcs	6,500	6,500	6,500	25
26	1,785	2,287	2,000	26	1.10-415.15-490.00-341-00	Contract - Lockbox	2,200	2,200	2,200	26
27	-	-	100	27	1.10-415.15-490.00-430-00	Rep & Maint - Equipment	100	100	100	27
28	23,384	24,319	31,200	28	1.10-415.15-490.00-438-00	Rep & Maint - Software	32,200	32,200	32,200	28
29	564	773	805	29	1.10-415.15-490.00-521-00	Gen Liab Ins	1,600	1,600	1,600	29
30	205	201	236	30	1.10-415.15-490.00-524-00	Property Insurance	-	-	-	30
31	1,715	958	900	31	1.10-415.15-490.00-541-00	Advertising - Legal	1,200	1,200	1,200	31

L I N E #	HISTORICAL DATA			L I N E #	RESOURCE/REQUIREMENT DESCRIPTION ADOPTED	1			1	0.75% L
	Actual		10			Budget For 2021-2022 Year				
	Second Preceding Year 06/30/19	Unaudited First Preceding Year 06/30/20				Adopted Budget This Year 06/30/21	2021-2022 Proposed by Budget Officer	2021-2022 Approved by Budget Committee		
1	-	-	450	1	1.10-415.15-490.00-550-00	Copying & Printing	450	450	450	1
2	-	-	500	2	1.10-415.15-490.00-580-00	Travel - Meals & Lodging	1,000	1,000	1,000	2
3	451	-	500	3	1.10-415.15-490.00-582-00	IGS - Motor Pool	500	500	500	3
4	154	-	350	4	1.10-415.15-490.00-583-00	Travel - Mileage Allowance	350	350	350	4
5	3,257	3,023	3,750	5	1.10-415.15-490.00-595-00	Postage	3,750	3,750	3,750	5
6	232	148	1,000	6	1.10-415.15-490.00-600-00	Sup - Office	1,000	1,000	1,000	6
7	-	-	50	7	1.10-415.15-490.00-609-00	Sup - Other	50	50	50	7
8	-	631	1,500	8	1.10-415.15-490.00-610-00	Sup - Non-Capital Furn / Equip	1,500	1,500	1,500	8
9	-	62	100	9	1.10-415.15-490.00-615-00	Other Materials & Services	100	100	100	9
10	145	145	160	10	1.10-415.15-490.00-650-00	Dues - Membership	195	195	195	10
11	1,878	2,360	3,661	11	1.10-415.15-490.00-820-00	IGS - 2.20 Finance	3,671	3,671	3,671	11
12	762	952	1,818	12	1.10-415.15-490.00-821-00	IGS - 2.20 Payroll/HR	1,242	1,242	1,242	12
13	1,796	2,240	2,727	13	1.10-415.15-490.00-822-00	IGS - 2.20 Counsel	2,381	2,381	2,381	13
14	4,859	5,852	5,228	14	1.10-415.15-490.00-824-00	IGS - 2.20 OCCUPANCY	9,410	9,410	9,410	14
15	1,789	3,424	5,710	15	1.10-415.15-490.00-826-00	IGS - 2.20 IT/TELECOM	3,515	3,515	3,515	15
16	1,659	1,356	1,677	16	1.10-415.15-490.00-828-00	IGS - 2.20 BOC OFFICE	1,384	1,384	1,384	16
17	718	1,848	2,351	17	1.10-415.15-490.00-830-00	IGS - 2.20 COMMISSIONERS	3,011	3,011	3,011	17
18	62,859	67,758	86,233	18		TOTAL MATERIALS & SERVICES	90,569	90,569	90,569	18
19	153,085	149,286	204,437	19		TOTAL REQUIREMENTS	237,547	237,547	237,547	19
20	(126,493)	(109,872)	(155,787)	20		CONTRIBUTION TO/(FROM) FUND	(188,047)	(188,047)	(188,047)	20

COUNTY ASSESSOR

State Statutes 307-308

The County Assessor, an elected official, is responsible for the calculation and collection of taxes. The Assessor’s department maintains an inventory of all real and personal property in the county and ownership thereof; assess the value of new construction; maintains the market value of real property through a sales analysis program; applies the appropriate tax exemptions or special assessments to property; and adds the reported value of personal property to the assessment/tax roll.

Position	Salary Range	Assessor	Tax Collection	Position Totals
County Assessor	Elected	0.90	0.10	1.00
Deputy Assessor	P	0.95	0.05	1.00
Commercial Appraiser	L	1.00		1.00
Appraiser/Analyst II	L	2.00		2.00
Chief Office Deputy	K	0.60	0.40	1.00
Administrative Secretary	D	0.80	0.20	1.00
Appraiser II	I	1.00		1.00
Chief Tax Deputy	E		1.00	1.00
<hr/>				
Division Totals		7.25	1.75	9.00 Total

L I N E #	HISTORICAL DATA			L I N E #	RESOURCE/REQUIREMENT DESCRIPTION ADOPTED	1			0.75% L	
	Actual		10 Adopted Budget This Year 06/30/21			Budget For 2021-2022 Year				
	Second Preceding Year 06/30/19	Unaudited First Preceding Year 06/30/20				2021-2022 Proposed by Budget Officer	2021-2022 Approved by Budget Committee	2021-2022 Adopted by Governing Body		
Tab 7				Tab 7	GENERAL FUND - County Assessor's Office				Tab 7	
1	-	-	9,400	1	1.10-415.17-319.12-000-00	Penalties - Prsnl Prop Taxes	13,300	13,300	13,300	1
2	104,349	159,415	169,100	2	1.10-415.17-334.10-000-00	Grants - St - CAFFA	163,200	163,200	163,200	2
3	-	2,500	10,500	3	1.10-415.17-334.20-000-00	Grants - St - ORMAP	10,500	10,500	10,500	3
4	-	-	170,000	4	1.10-415.17-335.00-000-00	Loan Proceeds	100,000	100,000	100,000	4
5	450	257	550	5	1.10-415.17-341.40-000-00	Printing & Duplicating	550	550	550	5
6	540	289	500	6	1.10-415.17-341.45-000-00	Sales - Maps	500	500	500	6
7	9,964	4,663	10,000	7	1.10-415.17-341.50-000-00	Processing Fees	10,000	10,000	10,000	7
8	832	5,820	1,000	8	1.10-415.17-380.00-000-00	Misc Revenue	1,000	1,000	1,000	8
9	2,397	2,516	-	9	1.10-415.17-380.40-000-00	Mfg Structure-DCBS Revenue	-	-	-	9
10	-	-	300	10	1.10-415.17-390.00-000-00	Reimbursement - Misc	300	300	300	10
11	118,533	175,459	371,350	11		TOTAL RESOURCES	299,350	299,350	299,350	11
12	58,273	60,637	62,005	12	1.10-415.17-490.00-105-00	Sal - Elected	71,373	71,373	71,373	12
13	213,039	222,792	249,480	13	1.10-415.17-490.00-110-00	Sal - Regular	357,584	357,584	357,584	13
14	17,570	18,722	22,161	14	1.10-415.17-490.00-120-00	Sal - Irregular	-	-	-	14
15	156	1,188	2,500	15	1.10-415.17-490.00-130-00	Sal - Overtime	2,500	2,500	2,500	15
16	-	-	-	16	1.10-415.17-490.00-213-10	Ben - HRA VEBA	3,240	3,240	3,240	16
17	79,904	83,400	96,420	17	1.10-415.17-490.00-213-00	Ben - Health Insurance	113,100	113,100	113,100	17
18	362	347	424	18	1.10-415.17-490.00-214-00	Ben - Life Insurance	474	474	474	18
19	21,751	22,643	25,715	19	1.10-415.17-490.00-220-00	Ben - FICA	33,006	33,006	33,006	19
20	45,415	54,393	65,645	20	1.10-415.17-490.00-230-00	Ben - PERS - County Portion	103,613	103,613	103,613	20
21	-	-	2,037	21	1.10-415.17-490.00-250-00	Ben - Unemployment Insurance	2,682	2,682	2,682	21
22	1,550	1,912	2,265	22	1.10-415.17-490.00-260-00	Ben - Worker's Compensation	3,164	3,164	3,164	22
23	285	248	293	23	1.10-415.17-490.00-290-00	Ben - OR W/C Assessment	314	314	314	23
24	2,153	-	-	24	1.10-415.17-490.00-295-00	IGS - Unemp Self Ins Reserve	-	-	-	24
25	440,458	466,281	528,945	25		TOTAL PERSONNEL SERVICES	691,050	691,050	691,050	25
26	565	825	1,750	26	1.10-415.17-490.00-310-00	Pro Svcs - Training & Ed	1,750	1,750	1,750	26
27	11,164	5,800	14,500	27	1.10-415.17-490.00-330-00	Pro Svcs - General	14,500	14,500	14,500	27
28	-	-	10,500	28	1.10-415.17-490.00-348-00	Pro Svcs -ORMAP Pilot	10,500	10,500	10,500	28
29	65	2,602	1,000	29	1.10-415.17-490.00-430-00	Rep & Maint - Equipment	1,000	1,000	1,000	29
30	46,360	51,437	63,300	30	1.10-415.17-490.00-438-00	Rep & Maint - Software	65,300	65,300	65,300	30

L I N E #	HISTORICAL DATA			L I N E #	RESOURCE/REQUIREMENT DESCRIPTION ADOPTED	1			0.75% L	
	Actual		10			Budget For 2021-2022 Year				
	Second Preceding Year 06/30/19	Unaudited First Preceding Year 06/30/20				Adopted Budget This Year 06/30/21	2021-2022 Proposed by Budget Officer	2021-2022 Approved by Budget Committee		2021-2022 Adopted by Governing Body
1	2,988	3,639	3,786	1	1.10-415.17-490.00-521-00	Gen Liab Ins	4,500	4,500	4,500	1
2	789	775	912	2	1.10-415.17-490.00-524-00	Property Insurance		-	-	2
3	-	443	200	3	1.10-415.17-490.00-542-00	Advertising - Other	200	200	200	3
4	2,802	2,982	3,000	4	1.10-415.17-490.00-550-00	Copying & Printing	3,000	3,000	3,000	4
5	404	507	2,500	5	1.10-415.17-490.00-580-00	Travel - Meals & Lodging	3,500	3,500	3,500	5
6	1,689	2,289	4,500	6	1.10-415.17-490.00-581-00	IGS - Assigned Vehicles	4,500	4,500	4,500	6
7	116	272	500	7	1.10-415.17-490.00-583-00	Travel - Mileage Allowance	550	550	550	7
8			1,000	8	1.10-415.17-490.00-586-00	IGS - Motor Pool	1,000	1,000	1,000	8
9	23,046	-	4,000	9	1.10-415.17-490.00-588-00	IGS - Vehicle Replacement	-	-	-	9
10	3,133	1,725	1,900	10	1.10-415.17-490.00-595-00	Postage	2,000	2,000	2,000	10
11	4,614	3,090	4,100	11	1.10-415.17-490.00-600-00	Sup - Office	4,500	4,500	4,500	11
12	140	48	-	12	1.10-415.17-490.00-606-00	Sup - Event Food Supplies	150	150	150	12
13	6,688	999	4,000	13	1.10-415.17-490.00-610-00	Sup - Non-Capital Equipment	4,000	4,000	4,000	13
14	1,250	2,413	1,000	14	1.10-415.17-490.00-615-00	Other Materials & Services	1,000	1,000	1,000	14
15	745	770	1,000	15	1.10-415.17-490.00-640-00	Books & Periodicals	1,000	1,000	1,000	15
16	300	1,000	300	16	1.10-415.17-490.00-650-00	Dues - Membership	500	500	500	16
17	9,437	10,176	13,182	17	1.10-415.17-490.00-820-00	IGS - 2.20 Finance	14,041	14,041	14,041	17
18	3,817	4,100	6,545	18	1.10-415.17-490.00-821-00	IGS - 2.20 Payroll/HR	4,749	4,749	4,749	18
19	9,030	9,668	9,821	19	1.10-415.17-490.00-822-00	IGS - 2.20 Counsel	9,109	9,109	9,109	19
20	12,532	15,092	11,818	20	1.10-415.17-490.00-824-00	IGS - 2.20 OCCUPANCY	19,130	19,130	19,130	20
21	8,964	14,764	20,559	21	1.10-415.17-490.00-826-00	IGS - 2.20 IT/TELECOM	13,445	13,445	13,445	21
22	8,336	5,844	6,040	22	1.10-415.17-490.00-828-00	IGS - 2.20 BOC OFFICE	5,295	5,295	5,295	22
23	3,610	7,968	8,466	23	1.10-415.17-490.00-830-00	IGS - 2.20 COMMISSIONERS	11,517	11,517	11,517	23
24	162,584	149,228	200,179	24		TOTAL MATERIALS & SERVICES	200,736	200,736	200,736	24
25	-	29,295	170,000	25	1.10-415.17-490.00-745-40	Cap Outlay-Comp Hardware	100,000	100,000	100,000	25
26	-	29,295	170,000	26		TOTAL CAPITAL OUTLAY	100,000	100,000	100,000	26
27	-	-	40,000	27	1.10-415.17-490.00-849-00	Principal Payments		-	-	27
28	-	-	-	28	1.10-415.17-490.00-851-00	Debt Svc - Interest Payments		-	-	28
29	-	-	40,000	29		TOTAL DEBT SERVICE		-	-	29
30	603,042	644,804	939,124	30		TOTAL REQUIREMENTS	991,786	991,786	991,786	30
31	(484,509)	(469,345)	(567,774)	31		CONTRIBUTION TO/(FROM) FUND	(692,436)	(692,436)	(692,436)	31

DISTRICT ATTORNEY

Various Statutes

The District Attorney, an elected official, paid by the state, is responsible for safeguarding the rights of citizens, including both victims and defendants in criminal cases. As set forth in the state constitution, District Attorneys represent the public in criminal matters by filing charges where warranted by the law and available evidence. The District Attorney is equally responsible for seeking justice for crime victims while also protecting a defendant's right to due process and a fair trial. The District Attorney also enforces child support orders and represent the community in juvenile matters and inquiries into the cause and manner of deaths.

<u>Position</u>	<u>Salary Range</u>	<u>FTE</u>
Deputy District Attorney III	V	1.215
Deputy District Attorney I	P	1.00
Office Manager	J	0.82
Legal Secretary	G	0.80
		3.835 Total

L I N E #	HISTORICAL DATA			L I N E #	Account Number	Account Description	1			0.75% L
	Actual		10				Budget For 2021-2022 Year			
	Second Preceding Year 06/30/19	Unaudited First Preceding Year 06/30/20					Adopted Budget This Year 06/30/21	2021-2022 Proposed by Budget Officer	2021-2022 Approved by Budget Committee	
Tab 8				Tab 8	GENERAL FUND - District Attorney Dept				Tab 8	
1	29,345	28,580	22,000	1	1.10-415.30-341.40-000-00	Discovery - Printing & Duplicating	22,000	22,000	22,000	1
2	80	-	-	2	1.10-415.30-380.00-000-00	Misc. Revenue	-	-	-	2
3	-	-	-	3	1.10-415.30-390.01-000-00	Reimb - DHS - Deputy DA	-	-	-	3
4	29,425	28,580	22,000	4		TOTAL RESOURCES	22,000	22,000	22,000	4
5	99,680	146,067	223,840	5	1.10-415.30-490.00-110-00	Sal - Regular	224,178	224,178	224,178	5
6	3,679	4,066	-	6	1.10-415.30-490.00-120-00	Sal - Irregular	-	-	-	6
7	-	-	-	7	1.10-415.30-490.00-213-10	Ben - HRA VEBA	480	480	480	7
8	27,733	39,247	56,472	8	1.10-415.30-490.00-213-00	Ben - Health Insurance	56,472	56,472	56,472	8
9	116	185	249	9	1.10-415.30-490.00-214-00	Ben - Life Insurance	221	221	221	9
10	7,415	11,337	17,124	10	1.10-415.30-490.00-220-00	Ben - FICA	17,150	17,150	17,150	10
11	12,527	21,077	34,606	11	1.10-415.30-490.00-230-00	Ben - PERS - County Portion	48,557	48,557	48,557	11
12	-	-	1,679	12	1.10-415.30-490.00-250-00	Ben - Unemployment Insurance	1,681	1,681	1,681	12
13	76	114	212	13	1.10-415.30-490.00-260-00	Ben - Worker's Compensation	213	213	213	13
14	96	119	166	14	1.10-415.30-490.00-290-00	Ben - OR W/C Assessment	166	166	166	14
15	1,594	-	-	15	1.10-415.30-490.00-295-00	IGS - 3.10 Unemp Self Ins Reserve	-	-	-	15
16	152,916	222,213	334,348	16		TOTAL PERSONNEL SERVICES	349,118	349,118	349,118	16
17	1,275	3,021	3,300	17	1.10-415.30-490.00-310-00	Pro Svcs - Training & Ed	3,500	3,500	3,500	17
18	2,804	513	2,500	18	1.10-415.30-490.00-330-00	Pro Svcs - Transcription	1,500	1,500	1,500	18
19	4,128	3,255	4,500	19	1.10-415.30-490.00-340-00	Pro Svcs - Medical Examiner	5,000	5,000	5,000	19
20	-	-	3,660	20	1.10-415.30-490.00-324-00	Pro Svcs - Legal Research	3,780	3,780	3,780	20
21	-	-	-	21	1.10-415.30-490.00-342-12	IGS - Victims Assistance	-	-	-	21
22	9,716	-	-	22	1.10-415.30-490.00-342-13	IGS - 2.13 Child Advocacy	-	-	-	22
23	6,477	-	18,628	23	1.10-415.30-490.00-342-14	Tran To - 2.51 Grant #06 D-SART	-	-	-	23
24	341	168	500	24	1.10-415.30-490.00-345-00	Other Svcs - Witness Costs	500	500	500	24
25	-	-	2,000	25	1.10-415.30-490.00-347-00	Other Svcs - Med/Mental Exams	2,000	2,000	2,000	25
26	1,467	1,644	3,000	26	1.10-415.30-490.00-416-00	Util - Cellular Telephone	2,000	2,000	2,000	26
27	1,626	1,799	1,943	27	1.10-415.30-490.00-521-00	Gen Liab Ins	1,943	1,943	1,943	27
28	608	598	704	28	1.10-415.30-490.00-524-00	Property Insurance	704	704	704	28

L I N E #	HISTORICAL DATA			L I N E #	T	RESOURCE/REQUIREMENT DESCRIPTION ADOPTED	1			0.75% L
	Actual		10 Adopted Budget This Year 06/30/21				Budget For 2021-2022 Year			
	Second Preceding Year 06/30/19	Unaudited First Preceding Year 06/30/20					2021-2022 Proposed by Budget Officer	2021-2022 Approved by Budget Committee	2021-2022 Adopted by Governing Body	
1	138	175	1,000	1	1.10-415.30-490.00-542-00	Advertising - Other	1,000	1,000	1,000	1
2	3,772	4,101	3,500	2	1.10-415.30-490.00-550-00	Copying & Printing	3,500	3,500	3,500	2
3	1,434	4,524	5,200	3	1.10-415.30-490.00-580-00	Travel - Meals & Lodging	5,200	5,200	5,200	3
4				4	1.10-415.30-490.00-581-00	IGS - Assigned Vehicles	1,500	1,500	1,500	4
5	1,014	106	1,500	5	1.10-415.30-490.00-581-00	IGS - 2.21 Assigned Vehicles		-	-	5
6	705	1,290	1,500	6	1.10-415.30-490.00-583-00	Travel - Mileage Allowance	1,750	1,750	1,750	6
7	245	266	300	7	1.10-415.30-490.00-595-00	Postage	300	300	300	7
8	2,955	3,145	2,500	8	1.10-415.30-490.00-600-00	Sup - Office	2,500	2,500	2,500	8
9	-	-	150	9	1.10-415.30-490.00-606-00	Sup - Event Food Supplies	150	150	150	9
10	1,949	2,570	3,500	10	1.10-415.30-490.00-610-00	Sup - Non-Capital Equipment	4,580	4,580	4,580	10
11	1,282	1,787	1,000	11	1.10-415.30-490.00-615-00	Other Materials & Services	2,350	2,350	2,350	11
12	1,040	1,019	2,000	12	1.10-415.30-490.00-640-00	Books & Periodicals	2,000	2,000	2,000	12
13	3,793	4,666	6,000	13	1.10-415.30-490.00-650-00	Dues - Membership	6,000	6,000	6,000	13
14	5,669	5,548	8,144	14	1.10-415.30-490.00-820-00	IGS - 2.20 Finance	6,911	6,911	6,911	14
15	2,290	2,236	4,044	15	1.10-415.30-490.00-821-00	IGS - 2.20 Payroll/HR	2,337	2,337	2,337	15
16	5,422	5,268	6,067	16	1.10-415.30-490.00-822-00	IGS - 2.20 Counsel	4,483	4,483	4,483	16
17	14,100	16,532	14,576	17	1.10-415.30-490.00-824-00	IGS - 2.20 Occupancy	14,747	14,747	14,747	17
18	5,135	8,048	12,701	18	1.10-415.30-490.00-826-00	IGS - 2.20 IT/Telecom	6,617	6,617	6,617	18
19	4,998	3,184	3,731	19	1.10-415.30-490.00-828-00	IGS - 2.20 BOC Office	2,606	2,606	2,606	19
20	2,173	4,344	5,230	20	1.10-415.30-490.00-830-00	IGS - 2.20 Commissioners	5,668	5,668	5,668	20
21	86,556	79,807	123,378	21		TOTAL MATERIALS & SERVICES	95,126	95,126	95,126	21
22	239,472	302,020	457,726	22		TOTAL REQUIREMENTS	444,244	444,244	444,244	22
23	(210,048)	(273,440)	(435,726)	23		CONTRIBUTION TO/(FROM) FUND	(422,244)	(422,244)	(422,244)	23

COUNTY CLERK – RECORDING

State Statutes 205

The County Clerk, an elected official, is responsible for the custody of, and safely keep and preserve, all files and records of deeds and mortgages of real property and a record of all maps, plats, contracts, powers of attorney and other interests affecting the title to real property required or permitted by law to be recorded.

<u>Position</u>	<u>Salary Range</u>	<u>FTE</u>
County Clerk	Elected	0.50
Elections Admin/Chief Deputy	P	0.30
Deputy Clerk II	E	0.4916
Deputy Clerk I	D	0.9833
		2.2749 Total

L I N E #	HISTORICAL DATA			L I N E #	RESOURCE/REQUIREMENT DESCRIPTION ADOPTED	1			0.75% L	
	Actual		10 Adopted Budget This Year 06/30/21			Budget For 2021-2022 Year				
	Second Preceding Year 06/30/19	Unaudited First Preceding Year 06/30/20				2021-2022 Proposed by Budget Officer	2021-2022 Approved by Budget Committee	2021-2022 Adopted by Governing Body		
Tab 9				Tab 9	GENERAL FUND - County Clerk-Recording Dept				Tab 9	
1	-	-	25,000	1	1.10-415.40-334.00-000-00	Non-Birth Vital Statistic Fees	30,000	30,000	30,000	1
2	115,799	137,475	115,000	2	1.10-415.40-341.20-000-00	Recording of Documents	150,000	150,000	150,000	2
3	3,411	3,356	3,500	3	1.10-415.40-341.22-000-00	Recording of Clerk Liens	1,800	1,800	1,800	3
4	22,797	21,512	22,000	4	1.10-415.40-380.00-000-00	Misc Revenue-Clerk Fees	22,000	22,000	22,000	4
5	3	2	-	5	1.10-415.40-380.00-000-50	Misc Revenue - Other	-	-	-	5
6	4,000	-	4,000	6	1.10-415.40-391.06-000-00	Tran In - 1.21 Clerk's Recording Reserve	4,000	4,000	4,000	6
7	146,009	162,344	169,500	7		TOTAL RESOURCES	207,800	207,800	207,800	7
8	32,049	33,252	34,001	8	1.10-415.40-490.00-105-00	Sal - Elected	38,451	38,451	38,451	8
9	46,280	60,968	71,964	9	1.10-415.40-490.00-110-00	Sal - Regular	91,020	91,020	91,020	9
10	-	-	-	10	1.10-415.40-490.00-120-00	Sal - Irregular	-	-	-	10
11	-	-	-	11	1.10-415.40-490.00-130-00	Sal - Overtime	-	-	-	11
12	-	-	-	12	1.10-415.40-490.00-213-10	Ben - HRA VEBA	885	885	885	12
13	24,225	28,985	34,888	13	1.10-415.40-490.00-213-00	Ben - Health Insurance	35,488	35,488	35,488	13
14	111	128	137	14	1.10-415.40-490.00-214-00	Ben - Life Insurance	151	151	151	14
15	5,787	7,049	8,106	15	1.10-415.40-490.00-220-00	Ben - FICA	9,905	9,905	9,905	15
16	11,794	18,474	22,058	16	1.10-415.40-490.00-230-00	Ben - PERS - County Portion	32,380	32,380	32,380	16
17	-	-	540	17	1.10-415.40-490.00-250-00	Ben - Unemployment Insurance	683	683	683	17
18	50	63	84	18	1.10-415.40-490.00-260-00	Ben - Worker's Compensation	102	102	102	18
19	83	79	98	19	1.10-415.40-490.00-290-00	Ben - OR W/C Assessment	98	98	98	19
20	491	-	-	20	1.10-415.40-490.00-295-00	IGS - 3.10 Unemp Self Ins Reserve	-	-	-	20
21	120,870	148,998	171,876	21		TOTAL PERSONNEL SERVICES	209,163	209,163	209,163	21
22	360	289	700	22	1.10-415.40-490.00-310-00	Pro Svcs - Training & Ed	700	700	700	22
23	83	-	-	23	1.10-415.40-490.00-330-00	Pro Svcs - Records Restoration	-	-	-	23
24	717	805	886	24	1.10-415.40-490.00-521-00	Gen Liab Ins	-	-	-	24
25	359	353	415	25	1.10-415.40-490.00-524-00	Property Insurance	415	415	415	25
26	-	200	-	26	1.10-415.40-490.00-542-00	Advertising - Other	-	-	-	26
27	-	-	-	27	1.10-415.40-490.00-550-00	Copying & Printing	600	600	600	27

L I N E #	HISTORICAL DATA			L I N E #	T	RESOURCE/REQUIREMENT DESCRIPTION ADOPTED	1			1	0.75% L
	Actual		10				Budget For 2021-2022 Year				
	Second Preceding Year 06/30/19	Unaudited First Preceding Year 06/30/20					Adopted Budget This Year 06/30/21	2021-2022 Proposed by Budget Officer	2021-2022 Approved by Budget Committee		
1	746	374	2,000	1	1.10-415.40-490.00-580-00	Travel - Meals & Lodging	2,000	2,000	2,000	1	
1	87	47	300	1	1.10-415.40-490.00-582-00	IGS - Motor Pool		-	-	1	
2	50	-	-	2	1.10-415.40-490.00-583-00	Travel - Mileage Allowance		-	-	2	
3	772	887	800	3	1.10-415.40-490.00-595-00	Postage	800	800	800	3	
4	740	1,416	1,000	4	1.10-415.40-490.00-600-00	Sup - Office	1,000	1,000	1,000	4	
5	-	83	-	5	1.10-415.40-490.00-609-00	Sup - Other		-	-	5	
6	85	48	-	6	1.10-415.40-490.00-615-00	Other Materials & Services		-	-	6	
7	-	660	650	7	1.10-415.40-490.00-640-00	Books & Periodicals	650	650	650	7	
8	250	250	250	8	1.10-415.40-490.00-650-00	Dues - Membership	250	250	250	8	
9	2,422	2,448	3,613	9	1.10-415.40-490.00-820-00	IGS - 2.20 Finance	3,716	3,716	3,716	9	
10	979	988	1,794	10	1.10-415.40-490.00-821-00	IGS - 2.20 Payroll/HR	1,257	1,257	1,257	10	
11	2,318	2,324	2,692	11	1.10-415.40-490.00-822-00	IGS - 2.20 Counsel	2,411	2,411	2,411	11	
12	10,278	12,380	11,057	12	1.10-415.40-490.00-824-00	IGS - 2.20 OCCUPANCY	24,268	24,268	24,268	12	
13	2,305	3,552	5,634	13	1.10-415.40-490.00-826-00	IGS - 2.20 IT/TELECOM	3,558	3,558	3,558	13	
14	2,140	1,404	1,655	14	1.10-415.40-490.00-828-00	IGS - 2.20 BOC OFFICE	1,401	1,401	1,401	14	
15	926	1,916	2,320	15	1.10-415.40-490.00-830-00	IGS - 2.20 COMMISSIONERS	3,048	3,048	3,048	15	
16	25,616	30,424	35,766	16		TOTAL MATERIALS & SERVICES	46,074	46,074	46,074	16	
17	146,487	179,422	207,642	17		TOTAL REQUIREMENTS	255,237	255,237	255,237	17	
18	(477)	(17,078)	(38,142)	18		CONTRIBUTION TO/(FROM) FUND	(47,437)	(47,437)	(47,437)	18	

JUVENILE DEPARTMENT

State Statutes 419C, 420, 420A

Administrative Rules 416

The Juvenile Department is responsible for supervising youth age 18 and younger that have committed a law violation. Juvenile cases range from informal to formal processes depending on legal merits of the case and the youth's prior history. There are three specific service areas: Juvenile Probation, Youth Prevention, and Community Service.

<u>Position</u>	<u>Salary Range</u>	<u>FTE</u>
Juvenile Director	U	1.00
Juvenile Counselor II	K	2.00
Operations Manager	F	1.00
Juv Counselor I/Crew Supervisor	E	1.00
Prevention Specialist Coordinator	E	1.00
		6.00 Total

L I N E #	HISTORICAL DATA			L I N E # T	RESOURCE/REQUIREMENT DESCRIPTION ADOPTED	1			0.75% L I N E #	
	Actual		10 Adopted Budget This Year 06/30/21			Budget For 2021-2022 Year				
	Audited	Unaudited				2021-2022 Proposed by Budget Officer	2021-2022 Approved by Budget Committee	2021-2022 Adopted by Governing Body		
Second Preceding Year 06/30/19	First Preceding Year 06/30/20									
Tab 10				Tab 10	GENERAL FUND - Juvenile Dept				Tab 10	
1	28,500	30,000	30,000	1	1.10-423.60-335.85-000-00	OCCF - JCP #1113CURJD	34,000	34,000	34,000	1
2	-	-	2,500	2	1.10-423.60-335.87-000-01	Other - St - OR Parks	-	-	-	2
3	-	5,136	2,500	3	1.10-423.60-335.87-000-02	Other - Community Svc Contracts	2,500	2,500	2,500	3
4	3,975	2,120	11,000	4	1.10-423.60-335.88-000-03	Other-St-ODOT Contract	44,000	44,000	44,000	4
5	14,321	18,882	18,000	5	1.10-423.60-335.89-000-00	Other - St - OYA Basic	18,000	18,000	18,000	5
6	14,875	16,026	15,000	6	1.10-423.60-335.90-000-00	Other - St - OYA Diversion	15,000	15,000	15,000	6
7	-	-	7,200	7	1.10-423.60-337.00-000-00	Grant - Other	-	-	-	7
8	1,255	832	1,200	8	1.10-423.60-338.10-000-00	Other - Loc - Gold Beach	1,200	1,200	1,200	8
9	1,701	1,381	1,200	9	1.10-423.60-338.20-000-00	Other - Loc - Port Orford	1,200	1,200	1,200	9
10	472	362	500	10	1.10-423.60-338.30-000-00	Muni Court - Brookings	500	500	500	10
11	1,030	1,655	1,000	11	1.10-423.60-342.30-000-00	Fees - Juv - Supervision	1,000	1,000	1,000	11
12	55	155	-	12	1.10-423.60-351.15-000-00	Fines - Juvenile	-	-	-	12
13	235	-	-	13	1.10-423.60-364.00-000-00	Donations	-	-	-	13
14	887	1,289	1,200	14	1.10-423.60-380.00-000-00	Misc Revenue-Discovery Fees	1,000	1,000	1,000	14
15	290	642	-	15	1.10-423.60-390.00-000-00	Reimbursement - Misc	-	-	-	15
16	2,866	1,139	1,500	16	1.10-423.60-390.01-000-00	Reimb-OYA Individual Services	1,500	1,500	1,500	16
17	-	500	-	17	1.10-423.60-390.88-220-00	IGS -Occ-Courthouse Lawn Mowing	-	-	-	17
18	-	8,000	-	18	1.10-423.60-390.88-251-00	IGS - Grant #56 Employee Svcs	-	-	-	18
19	-	-	61,800	19	1.10-423.60-391.22-000-00	Tran In - 2.19 PH/HS Admin	-	-	-	19
20			26,445	20	1.10-423.60-399.00-000-00	Unassigned Balance				20
21	70,462	88,119	181,045	21	TOTAL RESOURCES		119,900	119,900	119,900	21

L I N E #	HISTORICAL DATA			L I N E #	RESOURCE/REQUIREMENT DESCRIPTION ADOPTED	1			0.75% L	
	Actual		10			Budget For 2021-2022 Year				
	Second Preceding Year 06/30/19	Unaudited First Preceding Year 06/30/20				Adopted Budget This Year 06/30/21	2021-2022 Proposed by Budget Officer	2021-2022 Approved by Budget Committee		2021-2022 Adopted by Governing Body
1	256,146	272,568	292,348	1	1.10-423.60-490.00-110-00	Sal - Regular	300,210	300,210	300,210	1
2	2,370	5,660	-	2	1.10-423.60-490.00-120-00	Sal - Irregular	20,000	20,000	20,000	2
3	-	89	-	3	1.10-423.60-490.00-130-00	Sal - Overtime	-	-	-	3
4	15,207	15,815	20,000	4	1.10-423.60-490.00-140-00	Sal - On-Call	20,000	20,000	20,000	4
5				5	1.10-423.60-490.00-213-10	Ben - HRA VEBA	2,400	2,400	2,400	5
6	67,328	75,865	89,700	6	1.10-423.60-490.00-213-00	Ben - Health Insurance	78,000	78,000	78,000	6
7	322	371	424	7	1.10-423.60-490.00-214-00	Ben - Life Insurance	365	365	365	7
8	20,360	22,202	23,895	8	1.10-423.60-490.00-220-00	Ben - FICA	24,496	24,496	24,496	8
9	29,893	40,231	45,272	9	1.10-423.60-490.00-230-00	Ben - PERS - County Portion	64,156	64,156	64,156	9
10	-	-	2,343	10	1.10-423.60-490.00-250-00	Ben - Unemployment Insurance	2,402	2,402	2,402	10
11	3,651	3,456	4,255	11	1.10-423.60-490.00-260-00	Ben - Worker's Compensation	4,854	4,854	4,854	11
12	232	220	251	12	1.10-423.60-490.00-290-00	Ben - OR W/C Assessment	215	215	215	12
13	2,104	-	-	13	1.10-423.60-490.00-295-00	IGS - 3.10 Unemp Self Ins Reserve	-	-	-	13
14	397,612	436,477	478,488	14		TOTAL PERSONNEL SERVICES	517,098	517,098	517,098	14
15	1,074	1,491	2,000	15	1.10-423.60-490.00-310-00	Pro Svcs - Training & Ed	2,000	2,000	2,000	15
16	20,000	20,000	23,000	16	1.10-423.60-490.00-318-00	Pro Svcs - Juv Boarding	20,000	20,000	20,000	16
17	55	1,139	1,500	17	1.10-423.60-490.00-330-00	Pro Svcs - General	1,500	1,500	1,500	17
			2,400		1.10-423.60-490.00-330-01	Pro Svcs - Advanced Health				
			1,800		1.10-423.60-490.00-330-02	Pro Svcs - CH Foundation				
			2,000		1.10-423.60-490.00-330-03	Pro Svcs - All Care				
18	633	1,614	1,000	18	1.10-423.60-490.00-340-00	Pro Svcs - Medical Lab	2,500	2,500	2,500	18
19	17	55	30	19	1.10-423.60-490.00-390-00	Pro Svcs - Bank Fees	30	30	30	19
20	3,717	3,406	3,500	20	1.10-423.60-490.00-416-00	Util - Cellular Telephone	3,500	3,500	3,500	20
21	307	1,465	4,000	21	1.10-423.60-490.00-430-00	CSW R & M - Equipment	1,000	1,000	1,000	21
22	2,562	2,946	3,298	22	1.10-423.60-490.00-521-00	Gen Liab Ins	-	-	-	22
23	86	85	87	23	1.10-423.60-490.00-522-00	Auto Liab Ins	-	-	-	23
24	311	306	360	24	1.10-423.60-490.00-524-00	Property Insurance	-	-	-	24
25	50	-	-	25	1.10-423.60-490.00-542-00	Advertising - Other	-	-	-	25
26	2,854	3,431	2,500	26	1.10-423.60-490.00-550-00	Copying & Printing	2,500	2,500	2,500	26
27	-	-	9,000	27	1.10-423.60-490.00-560-00	PH-ADPEP Expenses	-	-	-	27
28	2,026	770	2,000	28	1.10-423.60-490.00-580-00	Travel - Meals & Lodging	3,500	3,500	3,500	28
29	14,793	9,983	18,000	29	1.10-423.60-490.00-581-00	IGS - Assigned Vehicles	18,000	18,000	18,000	29
30			26,445	30	1.10-423.60-490.00-588-00	IGS - Veh Replacement				30

L I N E #	HISTORICAL DATA			L I N E #	RESOURCE/REQUIREMENT DESCRIPTION ADOPTED	1			1	0.75% L
	Actual		10			Budget For 2021-2022 Year				
	Second Preceding Year 06/30/19	Unaudited First Preceding Year 06/30/20				Adopted Budget This Year 06/30/21	2021-2022 Proposed by Budget Officer	2021-2022 Approved by Budget Committee		
1	322	519	400	1	1.10-423.60-490.00-595-00	Postage	400	400	400	1
2	3,271	1,876	1,500	2	1.10-423.60-490.00-600-00	Sup - Office	2,000	2,000	2,000	2
3	906	29	-	3	1.10-423.60-490.00-600-03	Office Supplies - All Care				
4	395	-	-	4	1.10-423.60-490.00-606-00	Event Food Supplies		-	-	3
5	9,370	4,480	1,000	5	1.10-423.60-490.00-606-15	Fundraising Disbursement		-	-	4
6	-	-	4,000	6	1.10-423.60-490.00-610-00	Sup-Non-Cap Furniture/Equipment	1,000	1,000	1,000	5
7	1,332	728	500	7	1.10-423.60-490.00-610-15	CSW Non-Cap Furniture/Equipment	1,000	1,000	1,000	6
8	5,321	4,136	5,000	8	1.10-423.60-490.00-610-30	Non-Cap Equip - Small Tools	3,000	3,000	3,000	7
9	460	741	100	9	1.10-423.60-490.00-615-00	Other Materials & Services	4,000	4,000	4,000	8
10	754	-	850	10	1.10-423.60-490.00-640-00	Books & Periodicals	600	600	600	9
11	6,912	7,292	11,231	11	1.10-423.60-490.00-650-00	Dues - Membership	1,000	1,000	1,000	10
12	2,795	2,940	5,577	12	1.10-423.60-490.00-820-00	IGS - 2.20 Finance	10,078	10,078	10,078	11
13	6,615	6,928	8,368	13	1.10-423.60-490.00-821-00	IGS - 2.20 Payroll/HR	3,409	3,409	3,409	12
14	6,684	8,048	6,899	14	1.10-423.60-490.00-822-00	IGS - 2.20 Counsel	6,538	6,538	6,538	13
15	6,567	10,580	17,517	15	1.10-423.60-490.00-824-00	IGS - 2.20 OCCUPANCY	11,181	11,181	11,181	14
16	6,106	4,188	5,146	16	1.10-423.60-490.00-826-00	IGS - 2.20 IT/TELECOM	9,650	9,650	9,650	15
17	2,644	5,712	7,213	17	1.10-423.60-490.00-828-00	IGS - 2.20 BOC OFFICE	3,801	3,801	3,801	16
18	108,941	104,885	179,221	18	1.10-423.60-490.00-830-00	IGS - 2.20 COMMISSIONERS	8,267	8,267	8,267	17
19	506,552	541,362	657,709	19		TOTAL MATERIALS & SERVICES	120,454	120,454	120,454	18
20	(436,091)	(453,243)	(476,664)	20		TOTAL REQUIREMENTS	637,552	637,552	637,552	19
						CONTRIBUTION TO/(FROM) FUND	(517,652)	(517,652)	(517,652)	20

NON-DEPARTMENTAL

The non-departmental portion of the budget contains discretionary use revenues and expenditures that are attributable to a specific department within the county's General Fund. Discretionary revenues are monies such as property taxes, electric cooperative fees, state shared taxes and fees, Federal Safety Net payments (O&C, SRS 2008, Timber), transfers in from other funds, and General Fund carry forward beginning fund balances.

L I N E #	HISTORICAL DATA			L I N E #	RESOURCE/REQUIREMENT DESCRIPTION ADOPTED	1			0.75% L	
	Actual		10			Budget For 2021-2022 Year				
	Audited	Unaudited				2021-2022 Proposed by Budget Officer	2021-2022 Approved by Budget Committee	2021-2022 Adopted by Governing Body		
Second Preceeding Year 06/30/19	First Preceeding Year 06/30/20	Adopted Budget This Year 06/30/21	Account Number	Account Description						
Tab 11				Tab 11	GENERAL FUND - Non-Departmental Dept				Tab 11	
1	1,738,208	1,805,214	1,761,300	1	1.10-413.90-311.10-000-00	Taxes - Property - Current Yr	1,886,700	1,886,700	1,886,700	1
2	63,555	51,194	45,000	2	1.10-413.90-311.15-000-00	Taxes - Prop - Prior Years	65,000	65,000	65,000	2
3	368,064	395,574	370,000	3	1.10-413.90-316.20-000-00	Taxes - Electric Co-Op	390,000	390,000	390,000	3
4	152,807	161,332	130,000	4	1.10-413.90-318.20-000-00	Fees - Cable Franchise	130,000	130,000	130,000	4
5	1,975	-	-	5	1.10-413.90-321.10-000-00	Permits - OLCC	-	-	-	5
6	25,723	26,827	38,000	6	1.10-413.90-322.60-000-00	Licenses - Dog	125	125	125	6
7	1,004,968	967,870	800,000	7	1.10-413.90-332.10-000-00	Fed - SRS-DOI/BLM (O & C) BLM Timber Pmts	800,000	800,000	800,000	7
8	6,552	5,681	5,700	8	1.10-413.90-332.12-000-00	Other - Fed - Nat'l Wildlife R	5,500	5,500	5,500	8
9	-	-	701,109	9	1.10-413.90-332.15-000-00	Gr-St-Fd CARES DAS CFDA 21.019	-	-	-	9
10	30	-	-	10	1.10-413.90-332.50-000-55	Gr-IFA Brookings Head Start CDGB	-	-	-	10
11	1,658,460	668,984	1,600,000	11	1.10-413.90-333.00-000-00	Other - Fed - PILT	600,000	600,000	600,000	11
12	14,928	14,316	14,000	12	1.10-413.90-334.00-000-00	Other - St - PILT	5,000	5,000	5,000	12
13	6,805	9,810	7,500	13	1.10-413.90-334.10-000-00	Gr-ST-CAFFA COM A&T	7,500	7,500	7,500	13
14	18,121	17,287	20,000	14	1.10-413.90-335.60-000-00	Shared - St - Tobacco Taxes	18,000	18,000	18,000	14
15	130,840	140,021	100,000	15	1.10-413.90-335.70-000-00	Shared - St - Alcohol Taxes	125,000	125,000	125,000	15
16	86,796	14,416	-	16	1.10-413.90-335.80-000-10	Shared - St - Marijuana Taxes	-	-	-	16
17	5,031	2,230	4,000	17	1.10-413.90-335.90-000-00	Shared - St - Amusement Tax	4,000	4,000	4,000	17
18	10,302	6,709	5,000	18	1.10-413.90-336.00-000-00	Other - St - PILT - WOST	5,000	5,000	5,000	18
19	20,630	14,698	12,000	19	1.10-413.90-341.10-000-00	Fines - St - Court Receipts	12,000	12,000	12,000	19
20	71	43	-	20	1.10-413.90-361.10-000-00	Interest Revenues	-	-	-	20
21	24,765	42,003	42,000	21	1.10-413.90-362.50-000-00	Rents-North Annex	35,000	35,000	35,000	21
22	-	2,350	-	22	1.10-413.90-363.00-000-00	Sale of Surplus County Lands	-	-	-	22
23	10,000	-	-	23	1.10-413.90-364.00-000-00	Donations	-	-	-	23
24	287,042	51,380	120,000	24	1.10-413.90-380.00-000-00	Misc Revenue	120,000	120,000	120,000	24
25	-	-	-	25	1.10-413.90-391.04-000-00	Tran In - 2.31 Cable TV Franchise	-	-	-	25
26	-	-	-	26	1.10-413.90-391.06-000-00	Tran In - 2.30 County Lands	-	-	-	26
27	-	-	-	27	1.10-413.90-391.49-000-00	Tran In - 3.10 Unemp Self Ins Reserve	-	-	-	27
28	98,462	88,248	50,000	28	1.10-413.90-391.99-000-00	Allocated Interest	50,000	50,000	50,000	28
29	-	263,389	554,230	29	1.10-413.90-394.00-000-00	Reimburse - St - Covid	525,434	525,434	525,434	29
30	3,817,384	3,893,800	3,170,000	30	1.10-413.90-399.00-000-00	Unassigned Fund Balance	2,170,000	2,170,000	2,170,000	30
31	750,000	750,000	750,000	31	1.10-413.90-399.01-000-00	Assigned - Working Capital Reserve	750,000	750,000	750,000	31
32	80,000	80,000	80,000	32	1.10-413.90-399.04-000-00	Non-Spendable Fund Balance	80,000	80,000	80,000	32
33	10,381,519	9,473,376	10,379,839	33		TOTAL RESOURCES	7,784,259	7,784,259	7,784,259	33

L I N E #	HISTORICAL DATA			L I N E #	RESOURCE/REQUIREMENT DESCRIPTION ADOPTED	1			0.75% L	
	Actual		10 Adopted Budget This Year 06/30/21			Budget For 2021-2022 Year				
	Second Preceding Year 06/30/19	Unaudited First Preceding Year 06/30/20				2021-2022 Proposed by Budget Officer	2021-2022 Approved by Budget Committee	2021-2022 Adopted by Governing Body		I N E #
1	9,112	(326)	-	1	1.10-413.90-490.00-110-00	Sal - Regular	-	-	-	1
2	-	-	-	2	1.10-413.90-490.00-213-00	Ben - Health Insurance	-	-	-	2
3	-	-	-	3	1.10-413.90-490.00-214-00	Ben - Life Insurance	-	-	-	3
4	672	-	-	4	1.10-413.90-490.00-220-00	Ben - FICA	-	-	-	4
5	298	-	-	5	1.10-413.90-490.00-230-00	Ben - PERS - County Portion	-	-	-	5
6	63	-	-	6	1.10-413.90-490.00-260-00	Ben - Worker's Compensation	-	-	-	6
7	10	-	-	7	1.10-413.90-490.00-290-00	Ben - OR W/C Assessment	-	-	-	7
8	87	-	-	8	1.10-413.90-490.00-295-00	IGS - 3.10 Unemp Self Ins Reserve	-	-	-	8
9	10,242	(326)	-	9	TOTAL PERSONNEL SERVICES		-	-	-	9
10	25,723	26,827	38,000	10	1.10-413.90-490.00-310-00	PFP - Dog Licenses	125	125	125	10
11	150	-	-	11	1.10-413.90-490.00-310-01	Pro Svcs - Training	-	-	-	11
12	27,537	500	15,000	12	1.10-413.90-490.00-320-00	Pro Svcs - Legal	15,000	15,000	15,000	12
13	35,838	83,371	110,000	13	1.10-413.90-490.00-330-00	Pro Svcs - General	50,000	50,000	50,000	13
14	21,851	20,649	12,000	14	1.10-413.90-490.00-330-01	Pro Svcs - Brandt Media	12,000	12,000	12,000	14
15	30,038	-	-	15	1.10-413.90-490.00-330-60	Pro Svcs - Land/Nuisance	-	-	-	15
16	-	-	701,109	16	1.10-413.90-490.00-480.15	Pass Thru - CARES Reimburse	-	-	-	16
17	-	(6,560)	1,917	17	1.10-413.90-490.00-521-00	Gen Liab Ins	5,000	5,000	5,000	17
18	167,041	69,274	75,000	18	1.10-413.90-490.00-522-00	Settlements and Judgements	75,000	75,000	75,000	18
19	72	85	100	19	1.10-413.90-490.00-524-00	Property Insurance	100	100	100	19
20	-	362	-	20	1.10-413.90-490.00-541-00	Advertising - Legal	-	-	-	20
21	433	-	-	21	1.10-413.90-490.00-582-00	IGS - 2.21 Motor Pool	-	-	-	21
22	8,534	69,257	100,000	22	1.10-413.90-490.00-615-00	Other Materials & Services	95,000	95,000	95,000	22
23	-	-	554,230	23	1.10-413.90-490.00-615-15	Other Materials & Services - COVID	-	-	-	23
24	7,350	306	-	24	1.10-413.90-490.00-615-35	Other M&S - County Lands	-	-	-	24
25	47,992	46,968	50,000	25	1.10-413.90-490.00-650-00	Dues - Memberships	50,000	50,000	50,000	25
26	-	-	-	26	1.10-413.90-490.00-830-00	IGS - 2.20 COMMISSIONERS	-	-	-	26
27	372,559	311,039	1,657,356	27	TOTAL MATERIALS & SERVICES		302,225	302,225	302,225	27

L I N E #	HISTORICAL DATA			L I N E #	T	RESOURCE/REQUIREMENT DESCRIPTION ADOPTED	1			0.75% L
	Actual		10				Budget For 2021-2022 Year			
	Audited	Unaudited					2021-2022 Proposed by Budget Officer	2021-2022 Approved by Budget Committee	2021-2022 Adopted by Governing Body	
Second Preceeding Year 06/30/19	First Preceeding Year 06/30/20	Adopted Budget This Year 06/30/21	Account Number	Account Description						
1	-	-	-	1	1.10-413.90-491.20-400-00	Tran To - 2.20 Commissioners	-	-	-	1
2	-	-	-	2	1.10-413.90-491.02-000-17	Tran To - 2.17 Building	-	-	-	2
3	-	-	-	3	1.10-413.90-491.06-000-00	Tran To - 1.30 BOK Grant	-	-	-	3
4	-	-	14,307	4	1.10-413.90-491.07-000-00	Tran To - 2.14 Event Center / Fair	20,476	20,476	20,476	4
5	-	-	-	5	1.10-413.90-491.09-000-00	Tran To - 2.21 R&M Construction	-	-	-	5
6	-	-	-	6	1.10-413.90-491.13-000-00	Tran To - 2.13 Child Advocacy	-	-	-	6
7	-	-	25,003	7	1.10-413.90-491.17-000-15	Tran To - 2.17 Com Dev GIS	-	-	-	7
8	-	-	48,702	8	1.10-413.90-491.17-000-16	Tran To - 2.17 Com Dev Surveyor	-	-	-	8
9	-	-	237,733	9	1.10-413.90-491.17-000-19	Tran To - 2.17 Com Dev Planning	259,693	259,693	259,693	9
10	-	-	13	10	1.10-413.90-491.17-000-20	Tran To - 2.17 Com Dev Emer Svcs Aquatic Safety	63	63	63	10
11	-	-	88,133	11	1.10-413.90-491.17-000-24	Tran To - 2.17 Com Dev Building	-	-	-	11
12	-	-	78,883	12	1.10-413.90-491.17-000-29	Tran To - 2.17 Com Dev Emergency Svcs	77,255	77,255	77,255	12
13	-	-	9,708	13	1.10-413.90-491.17-000-35	Tran To - 2.17 Com Dev Code Enforcement	98,249	98,249	98,249	13
14	-	-	28	14	1.10-413.90-491.17-000-52	Tran To - 2.17 Com Dev Parks	-	-	-	14
15	-	-	29	15	1.10-413.90-491.17-000-65	Tran To - 2.17 Com Dev Economic Development	-	-	-	15
16	-	-	71,014	16	1.10-413.90-491.17-000-66	Tran To - 2.17 Com Dev Veterans	108,368	108,368	108,368	16
17	-	58,374	-	17	1.10-413.90-491.20-415-30	Tran To - 2.20 Counsel	-	-	-	17
18	-	-	244,851	18	1.10-413.90-491.20-419-40	Tran To - 2.20 GS - Building Repair/Const.	282,318	282,318	282,318	18
19	-	-	31	19	1.10-413.90-491.23-000-00	Tran To - 1.37 Towers Maint	454	454	454	19
20	-	-	96,300	20	1.10-413.90-491.24-000-04	Tran To - 1.37 Towers Capital	-	-	-	20
21	-	-	-	21	1.10-413.90-491.25-000-00	Tran To - 1.25 Law Library	-	-	-	21
22	-	-	2,465,992	22	1.10-413.90-491.28-000-20	Tran To - 1.28 Civil/Criminal/Patrol	573,369	573,369	573,369	22
23	-	-	119,434	23	1.10-413.90-491.28-000-21	Tran To - 1.28 Search & Rescue	128,314	128,314	128,314	23
24	-	-	28,550	24	1.10-413.90-491.28-000-23	Tran To - 1.28 Marine Patrol	12,849	12,849	12,849	24
25	-	-	1,526	25	1.10-413.90-491.28-000-25	Tran To - 1.28 Harbor Substation	-	-	-	25
26	-	-	1,773,111	26	1.10-413.90-491.28-000-26	Tran To - 1.28 Jail	2,017,472	2,017,472	2,017,472	26
27	-	-	111	27	1.10-413.90-491.28-000-50	Tran To - 1.28 Adult P&P	1,084	1,084	1,084	27
28	-	-	-	28	1.10-413.90-491.28-000-00	Tran To - 1.28 Special Projects	-	-	-	28
29	-	-	659,597	29	1.10-413.90-491.28-000-51	Tran To - 1.28 Communications	896,245	896,245	896,245	29
30	-	-	7,297	30	1.10-413.90-491.39-000-31	Tran To - 2.19 PH - Environmental	-	-	-	30
31	-	-	54,896	31	1.10-413.90-491.39-000-35	Tran To - 2.19 Public Health/Human Svcs-Admin	127,920	127,920	127,920	31
32	-	-	22,745	32	1.10-413.90-491.39-000-43	Tran To - 2.19 PH - Emerg Preparedness	-	-	-	32
33	-	-	57,176	33	1.10-413.90-491.39-000-55	Tran To - 2.19 Public Health/Human Svcs-Family	-	-	-	33
34	-	58,374	6,105,170	34	TOTAL TRANSFERS		4,604,129	4,604,129	4,604,129	34

L I N E #	HISTORICAL DATA			L I N E #	RESOURCE/REQUIREMENT DESCRIPTION ADOPTED	1			1	0.75% L
	Actual		Adopted Budget This Year 06/30/21			Budget For 2021-2022 Year				
	Audited Second Preceding Year 06/30/19	Unaudited First Preceding Year 06/30/20				2021-2022 Proposed by Budget Officer	2021-2022 Approved by Budget Committee	2021-2022 Adopted by Governing Body		
1	-	-	-	1	1.10-413.90-496.00-000-00	Operating Contingency	-	-	-	1
2	-	-	-	2	TOTAL CONTINGENCIES		-	-	-	2
3	-	-	438,639	3	1.10-413.90-490.00-615-01	Working Capital Reserve	438,639	438,639	438,639	3
4	-	-	80,000	4	1.10-413.90-490.00-615-02	Non-Spendable	80,000	80,000	80,000	4
5	-	-	-	5	1.10-413.90-490.00-850-00	Reserve for Future Expenditures	-	-	-	5
6	-	-	518,639	6	TOTAL UNAPPROPRIATED		518,639	518,639	518,639	6
7	382,801	369,087	8,281,165	7	TOTAL REQUIREMENTS		5,424,993	5,424,993	5,424,993	7
8	9,998,718	9,104,289	2,098,674	8	CONTRIBUTION TO/(FROM) FUND		2,359,266	2,359,266	2,359,266	8

L I N E #	HISTORICAL DATA			L I N E #	RESOURCE/REQUIREMENT DESCRIPTION ADOPTED	1			1	0.75% L
	Actual		10			Budget For 2021-2022 Year				
	Second Preceding Year 06/30/19	Unaudited First Preceding Year 06/30/20				Adopted Budget This Year 06/30/21	2021-2022 Proposed by Budget Officer	2021-2022 Approved by Budget Committee		
Tab 11				Tab 11	GENERAL FUND - Other Requirements Dept				Tab 11	
1	-	-	-	1	1.10-490.10-490.00-431-00	IGS - 2.33 R&M / Const Projects	-	-	-	1
2	37,384	47,650	-	2	1.10-490.10-490.00-830-00	IGS - 2.20 COMMISSIONERS	-	-	-	2
3	37,384	47,650	-	3		TOTAL MATERIALS & SERVICES	Combined w/ Non-Dept 2020-2021 Budget	-	-	3
4	72,833	-	-	4	1.10-490.10-491.01-411-10	Tran To - 2.20 Commissioners	-	-	-	4
5	-	-	-	5	1.10-490.10-491.02-000-17	Tran To - 2.17 Building	-	-	-	5
6	83	-	-	6	1.10-490.10-491.06-000-00	Tran To - 1.30 BOK Grant	-	-	-	6
7	15,500	18,600	-	7	1.10-490.10-491.07-000-00	Tran To - 2.14 Event Center / Fair	-	-	-	7
8	191,250	254,207	-	8	1.10-490.10-491.09-000-00	Tran To - 2.21 R&M Construction	-	-	-	8
9	970	-	-	9	1.10-490.10-491.13-000-00	Tran To - 2.13 Child Advocacy	-	-	-	9
10	-	-	-	10	1.10-490.10-491.17-000-00	Tran To - 2.17 Community Development	-	-	-	10
11	251	-	-	11	1.10-490.10-491.20-411-10	Tran To - 2.20 BOC Office	-	-	-	11
12	286	-	-	12	1.10-490.10-491.20-415-12	Tran To - 2.20 Finance	-	-	-	12
13	836	-	-	13	1.10-490.10-491.20-415-30	Tran To - 2.20 Counsel	-	-	-	13
14	179	-	-	14	1.10-490.10-491.20-415-50	Tran To - 2.20 HR/PR	-	-	-	14
15	13,102	-	-	15	1.10-490.10-491.20-419-41	Tran To - 2.20 Occupancy	-	-	-	15
16	-	-	-	16	1.10-490.10-491.21-000-00	Tran To - 2.21 Internal Services	-	-	-	16
17	-	35,391	-	17	1.10-490.10-491.23-000-00	Tran To - 1.37 Towers Maint	-	-	-	17
18	96,300	-	-	18	1.10-490.10-491.24-000-10	Tran To - 1.37 Towers Capital	-	-	-	18
19	-	-	-	19	1.10-490.10-491.25-000-00	Tran To - 1.25 Law Library	-	-	-	19
20	-	-	-	20	1.10-490.10-491.27-000-00	Tran To - 1.27 Equip Dev	-	-	-	20
21	-	75,000	-	21	1.10-490.10-491.28-000-01	Tran To - 1.28 Search & Rescue	-	-	-	21
22	-	10,446	-	22	1.10-490.10-491.28-000-02	Tran To - 1.28 Marine Patrol	-	-	-	22
23	-	-	-	23	1.10-490.10-491.28-000-03	Tran To - 1.28 Adult P&P	-	-	-	23
24	-	-	-	24	1.10-490.10-491.28-000-04	Tran To - 1.28 Special Projects	-	-	-	24
25	-	-	-	25	1.10-490.10-491.28-000-20	Tran To - 1.28 Civil/Criminal	-	-	-	25
26	-	-	-	26	1.10-490.10-491.28-000-30	Tran To - 1.28 Harbor Substation	-	-	-	26
27	-	-	-	27	1.10-490.10-491.28-000-40	Tran To - 1.28 Jail	-	-	-	27
28	-	-	-	28	1.10-490.10-491.28-000-51	Tran To - 1.28 Communications	-	-	-	28
29	-	-	-	29	1.10-490.10-491.30-000-00	Tran To - 3.05 Bridge Lighting	-	-	-	29
30	-	-	-	30	1.10-490.10-491.40-000-40	Tran To - 2.51 Grant 40-Allcare	-	-	-	30

REFRESH ONLY

L I N E #	HISTORICAL DATA			L I N E #	RESOURCE/REQUIREMENT DESCRIPTION ADOPTED	1			1	0.75% L
	Actual		10			Budget For 2021-2022 Year				
	Audited	Unaudited				2021-2022 Proposed by Budget Officer	2021-2022 Approved by Budget Committee	2021-2022 Adopted by Governing Body		
Second Preceding Year 06/30/19	First Preceding Year 06/30/20	Adopted Budget This Year 06/30/21	Account Number	Account Description						
1	-	-	-	1	1.10-490.10-491.40-000-00	Tran To - 1.40 County Parks	-	-	-	1
2	391,588	393,644	-	2		TOTAL TRANSFERS	-	-	-	2
3	-	-	-	3	1.10-490.10-490.00-745-00	Capital Outlay - Other Capital	-	-	-	3
4	-	-	-	4		TOTAL CAPITAL OUTLAY	-	-	-	4
5	-	-	-	5	1.10-490.10-496.00-000-00	Operating Contingency	-	-	-	5
6	-	-	-	6		TOTAL CONTINGENCIES	-	-	-	6
7	-	-	-	7	1.10-490.10-490.00-615-01	Working Capital Reserve	-	-	-	7
8	-	-	-	8	1.10-490.10-490.00-615-02	Non-Spendable	-	-	-	8
9	-	-	-	9	1.10-490.10-490.00-850-00	Reserve for Future Expenditures	-	-	-	9
10	-	-	-	10		TOTAL UNAPPROPRIATED	-	-	-	10
11	428,972	499,668	-	11		TOTAL REQUIREMENTS				11
12	(428,972)	(499,668)	-	12		CONTRIBUTION TO/(FROM) FUND				12
13				13						13
14	12,267,968	12,389,069	11,228,632	14		TOTAL GENERAL GENERAL FUND RESOURCES	8,496,869	8,496,869	8,496,869	14
15	7,510,105	8,657,446	11,228,633	15		TOTAL GENERAL GENERAL FUND REQUIREMENTS	8,496,869	8,496,869	8,496,869	15
16	4,757,863	3,731,623	(1)	16		GENERAL FUND ENDING FUND BALANCE	-	-	-	16

REFERENCED ONLY

L I N E #	HISTORICAL DATA			L I N E #	RESOURCE/REQUIREMENT DESCRIPTION ADOPTED	1			L
	Actual		10			Budget For 2021-2022 Year			
	Audited	Unaudited				2021-2022 Proposed by Budget Officer	2021-2022 Approved by Budget Committee	2021-2022 Adopted by Governing Body	
Second Preceding Year 06/30/19	First Preceding Year 06/30/20	Adopted Budget This Year 06/30/21	Account Number	Account Description					
1				1	General Fund Summary				1
2	4,794,847	5,804,962	1,962,028	2	1. Total PERSONNEL Services.....	2,273,235	2,273,235	2,273,235	2
3	2,305,508	2,294,301	2,414,196	3	2. Total Materials and Services.....	983,039	983,039	983,039	3
4	-	29,295	170,000	4	3. Total Capital Outlay.....	100,000	100,000	100,000	4
5	18,162		58,600	5	4. Total Debt Service.....	17,827	17,827	17,827	5
6	391,588	452,018	6,105,170	6	5. Total Transfers.....	4,604,129	4,604,129	4,604,129	6
7	-	-	-	7	6. Total Contingencies.....	-	-	-	7
8	-	-	-	8	7. Total Special Payments.....	-	-	-	8
9	-	-	518,639	9	8. Total Unappropriated / Reserved for Future Expenditure.	518,639	518,639	518,639	9
10	7,510,105	8,657,446	11,228,633	10	9. Total Requirements.....	8,496,869	8,496,869	8,496,869	10
11				11					11
12	10,466,204	10,532,662	9,422,332	12	10. Total Resources Except Property Taxes.....	6,545,169	6,545,169	6,545,169	12
13	1,801,763	1,856,408	1,806,300	13	11. Property Taxes Estimated to Be Received.....	1,951,700	1,951,700	1,951,700	13
14	12,267,968	12,389,069	11,228,632	14	12. Total Resources (add lines 10 and 11).....	8,496,869	8,496,869	8,496,869	14
15	4,757,863	3,731,623	(1)	15		-	-	-	15

ROAD FUND

The Road Fund is the responsibility of the Road Master, an appointed position. The fund has several sub-funds:

- Operations
- Road Capital Improvement
- Bike & Footpath
- Roadside Improvement
- Road Equipment Self Insurance

<u>Position</u>	<u>Range</u>	<u>FTE</u>
Roadmaster	W	1.00
Road Maint/Const Foreman	K	2.00
Office Manager	J	1.00
Sr. Accounting Specialist	F	1.00
Accounting Clerk	D	1.00
Shop Foreman	E	1.00
Road Maint/Construction III	E	5.00
Mechanic	E	1.00
Drainage/Vegetation Maint	E	2.00
Road Maint/Construction II	C	4.00
Road Maint/Construction I	B	3.00
Engineering Tech II	I	3.00
		25.00 Total

L I N E #	HISTORICAL DATA			L I N E #	RESOURCE/REQUIREMENT DESCRIPTION ADOPTED	1 Budget For 2021-2022 Year			L I N E #
	Actual		10			2021-2022 Proposed by Budget Officer	2021-2022 Approved by Budget Committee	2021-2022 Adopted by Governing Body	
	Audited Second Preceding Year 6/30/2019	Unaudited First Preceding Year 6/30/2020	Adopted Budget This Year 6/30/2021						
Tab 12			Tab 12		ROADS FUND - Operations Department			Tab 12	
1	1,176,908	1,133,399	1,062,000	1	1.15-431.00-332.00-000-00 Other - Fed - Forest 10.665 (SRS Funding)	1,185,000	1,185,000	1,185,000	
2	9,614	2,939	-	2	1.15-431.00-332.01-000-00 Special Projects Special Revenue	-	-	-	
3	-	-	-	3	1.15-431.00-332.02-000-00 Other Fed Road Projects	500,000	500,000	500,000	
4	-	-	-	4	1.15-431.00-332.10-000-00 Fed-St-OEM-FEMA - CFDA 97.03	1,300,000	1,300,000	1,300,000	
5	2,249,529	2,156,338	2,337,000	5	1.15-431.00-335.40-000-00 Shared - St - Mtr Veh Fuel Tax	2,456,000	2,456,000	2,456,000	
6	17,156	18,436	-	6	1.15-431.00-380.00-000-00 Misc Revenue	75,000	75,000	75,000	
7	-	1,147,851	278,700	7	1.15-431.00-380.10-000-00 Misc Revenue-STP Fund Exchange	272,500	272,500	272,500	
8	42,281	41,169	50,000	8	1.15-431.00-380.50-000-00 Misc Shop Revenue	25,000	25,000	25,000	
9	16,254	9,748	-	9	1.15-431.00-390.00-000-00 Reimbursement - Misc	-	-	-	
10	8,352	-	-	10	1.15-431.00-390.10-000-00 Insurance Reimbursement	-	-	-	
11	-	-	1,000,000	11	1.15-431.00-390.10-000-01 Reimbursement - ODOT FED HiWay - CFDA	1,000,000	1,000,000	1,000,000	
12	-	123,491	500,000	12	1.15-431.00-390.10-000-02 Reimbursement - FEMA - CFDA	-	-	-	
13	-	-	8,250	13	1.15-431.00-390.88-120-00 IGS - 1.20 Bike & Footpath	8,500	8,500	8,500	
14	16,099	14,668	10,000	14	1.15-431.00-390.88-137-00 IGS - 1.37 Towers (R&M Equip)	10,000	10,000	10,000	
15	-	-	96,000	15	1.15-431.00-390.88-115-19 IGS - 1.15 Road - Vehicle Services	90,000	90,000	90,000	
16	72,227	80,037	-	16	1.15-431.00-390.88-221-00 IGS - 2.21 General Services	-	-	-	
17	-	-	4,211,685	17	1.15-431.00-391.15-000-15 Tran In - 1.15 Road Cap Improv	2,378,621	2,378,621	2,378,621	
18	2,337,017	3,543,999	-	18	1.15-431.00-391.02-000-00 Tran In - 2.24 Road Cap Improv	-	-	-	
19	-	178	-	19	1.15-431.00-391.99-000-00 Allocated Interest	-	-	-	
20	200	88,396	30,000	20	1.15-431.00-392.20-000-00 Sales of Vehicles	30,000	30,000	30,000	
21	979,339	2,528,888	1,500,000	21	1.15-431.00-399.03-000-00 Restricted Fund Balance	500,000	500,000	500,000	
22	421,000	421,000	421,000	22	1.15-431.00-399.04-000-00 Non-Spendable Fund Balance	421,000	421,000	421,000	
23	7,345,976	11,310,535	11,504,635	23	TOTAL RESOURCES	10,251,621	10,251,621	10,251,621	

L I N E #	HISTORICAL DATA			L I N E #	RESOURCE/REQUIREMENT DESCRIPTION ADOPTED	1 Budget For 2021-2022 Year			L I N E #	
	Actual		10 Adopted Budget This Year 6/30/2021			2021-2022 Proposed by Budget Officer	2021-2022 Approved by Budget Committee	2021-2022 Adopted by Governing Body		
	Audited Second Preceding Year 6/30/2019	Unaudited First Preceding Year 6/30/2020								
1	876,332	1,022,844	1,144,393	1	1.15-431.00-490.00-110-00	Sal - Regular	1,282,228	1,282,228	1,282,228	1
2	49,607	19,467	92,400	2	1.15-431.00-490.00-120-00	Sal - Irregular	62,400	62,400	62,400	2
3	29,121	30,077	25,000	3	1.15-431.00-490.00-130-00	Sal - Overtime	25,000	25,000	25,000	3
4	243,100	330,150	382,450	4	1.15-431.00-490.00-213-00	Ben - Health Insurance	404,400	404,400	404,400	4
5	1,293	1,452	1,774	5	1.15-431.00-490.00-214-00	Ben - Life Insurance	1,880	1,880	1,880	5
6	69,775	79,544	96,527	6	1.15-431.00-490.00-220-00	Ben - FICA	104,776	104,776	104,776	6
7	137,171	196,121	226,595	7	1.15-431.00-490.00-230-00	Ben - PERS - County Portion	313,619	313,619	313,619	7
8	-	6,263	-	8	1.15-431.00-490.00-250-00	Ben - Unemployment Insurance	10,085	10,085	10,085	8
9	22,573	23,443	41,280	9	1.15-431.00-490.00-260-00	Ben - Worker's Compensation	44,174	44,174	44,174	9
10	933	950	1,229	10	1.15-431.00-490.00-290-00	Ben - OR W/C Assessment	1,258	1,258	1,258	10
11	7,453	-	9,276	11	1.15-431.00-490.00-295-00	IGS - 3.10 Unemp Self Ins Reserve	-	-	-	11
12	1,437,357	1,710,312	2,020,924	12		TOTAL PERSONNEL SERVICES	2,249,820	2,249,820	2,249,820	12
13	3,624	2,142	6,000	13	1.15-431.00-490.00-310-00	Pro Svcs - Training & Ed	8,000	8,000	8,000	13
14	16,900	98,844	441,300	14	1.15-431.00-490.00-330-00	Pro Svcs - General	394,000	394,000	394,000	14
15	18,737	54,446	200,000	15	1.15-431.00-490.00-331-00	Pro Svcs - Engineering	200,000	200,000	200,000	15
16	37,255	22,100	200,000	16	1.15-431.00-490.00-332-00	Pro Svcs - Road Work Contracting	400,000	400,000	400,000	16
17	2,218	2,507	3,000	17	1.15-431.00-490.00-340-00	Pro Svcs - Medical Lab	4,000	4,000	4,000	17
18	-	-	2,000	18	1.15-431.00-490.00-341-01	IGS - 1.10 GF GIS	-	-	-	18
19	3,668	2,229	4,500	19	1.15-431.00-490.00-345-00	Pro Svcs-Janitorial	-	-	-	19
20	-	-	-	20	1.15-431.00-490.00-416-00	Util - Cellular Phone	600	600	600	20
21	2,853	3,118	3,000	21	1.15-431.00-490.00-411-00	Util - Water & Sewer	3,500	3,500	3,500	21
22	1,037	8,700	8,700	22	1.15-431.00-490.00-415-00	Util - Telephone	9,000	9,000	9,000	22
23	4,045	4,096	4,200	23	1.15-431.00-490.00-421-00	Util - Waste Disposal	4,200	4,200	4,200	23
24	1,793	2,022	1,500	24	1.15-431.00-490.00-425-00	Other Services - Dry Cleaning	1,500	1,500	1,500	24
25	3,528	3,772	10,000	25	1.15-431.00-490.00-426-00	Other Services - Safety/Rain Gear	5,000	5,000	5,000	25
26	16,961	16,059	18,000	26	1.15-431.00-490.00-430-00	Rep & Maint - Equipment	18,000	18,000	18,000	26
27	8,724	3,506	5,000	27	1.15-431.00-490.00-431-00	Rep & Maint - Building	5,000	5,000	5,000	27
28	-	-	2,000	28	1.15-431.00-490.00-432-00	Rep & Maint - Site	2,000	2,000	2,000	28
29	16,006	33,351	35,000	29	1.15-431.00-490.00-434-00	Rep & Maint - Vehicles	19,000	19,000	19,000	29
30	1,213	5,078	25,000	30	1.15-431.00-490.00-442-00	Rental - Equipment	25,000	25,000	25,000	30
31	33,646	44,173	31,857	31	1.15-431.00-490.00-521-00	Ins - Liability - General	45,000	45,000	45,000	31
32	7,629	7,448	7,587	32	1.15-431.00-490.00-522-00	Ins - Liability - Auto	7,500	7,500	7,500	32
33	2,160	2,184	2,569	33	1.15-431.00-490.00-524-00	Ins - Property & Contents	2,500	2,500	2,500	33
34	517	(305)	1,200	34	1.15-431.00-490.00-541-00	Advertising - Legal	1,200	1,200	1,200	34
35	544	284	600	35	1.15-431.00-490.00-542-00	Advertising - Other	600	600	600	35
36	4,065	3,993	4,500	36	1.15-431.00-490.00-550-00	Copying & Printing	3,500	3,500	3,500	36
37	3,929	3,282	6,000	37	1.15-431.00-490.00-580-00	Travel - Meals & Lodging	6,000	6,000	6,000	37
38	-	-	1,000	38	1.15-431.00-490.00-587-00	IGS - 1.15 Road - Assigned Vehicles	1,000	1,000	1,000	38
39	-	-	-	39	1.15-431.00-490.00-581-00	IGS - Assigned Vehicles	-	-	-	39
40	454	-	-	26	1.15-431.00-490.00-582-00	IGS - Motor Pool	-	-	-	40

L I N E #	HISTORICAL DATA			L I N E #	RESOURCE/REQUIREMENT DESCRIPTION ADOPTED	1			L I N E #	
	Actual		10			Budget For 2021-2022 Year				
	Audited	Unaudited				2021-2022 Proposed by Budget Officer	2021-2022 Approved by Budget Committee	2021-2022 Adopted by Governing Body		
	Second Preceeding Year 6/30/2019	First Preceeding Year 6/30/2020	Adopted Budget This Year 6/30/2021							
			Account Number	Account Description						
1	448	755	500	1	1.15-431.00-490.00-583-00	Travel - Mileage Allowance	500	500	500	1
2	-	-	2,000	2	1.15-431.00-490.00-584-00	Travel - Transportation	4,000	4,000	4,000	2
3	159	221	1,000	3	1.15-431.00-490.00-590-00	Freight	1,000	1,000	1,000	3
4	516	441	1,000	4	1.15-431.00-490.00-595-00	Postage	1,000	1,000	1,000	4
5	1,365	1,899	2,000	5	1.15-431.00-490.00-600-00	Sup - Office	2,000	2,000	2,000	5
6	737	996	800	6	1.15-431.00-490.00-603-00	Sup - Janitorial	800	800	800	6
7	854	545	1,000	7	1.15-431.00-490.00-605-00	Sup-Medical	1,000	1,000	1,000	7
8	121	196	150	8	1.15-431.00-490.00-606-00	Sup - Event Food	150	150	150	8
9	10,901	35,897	30,000	9	1.15-431.00-490.00-610-00	Sup - Non-Capital Furn / Equipment	30,000	30,000	30,000	9
10	506	271	1,500	10	1.15-431.00-490.00-615-00	Other Materials & Services	2,500	2,500	2,500	10
11	20,386	19,813	25,000	11	1.15-431.00-490.00-622-00	Util - Electricity	25,000	25,000	25,000	11
12	22,418	21,000	27,000	12	1.15-431.00-490.00-626-00	Sup - Motor Vehicle - Gas	25,000	25,000	25,000	12
13	60,282	65,830	75,000	13	1.15-431.00-490.00-627-00	Sup - Motor Vehicle - Diesel	75,000	75,000	75,000	13
14	9,291	13	30,000	14	1.15-431.00-490.00-628-00	Sup - Weed Control Chemicals	30,000	30,000	30,000	14
15	1,485	2,480	4,750	15	1.15-431.00-490.00-650-00	Dues - Membership	5,000	5,000	5,000	15
16	1,573	8,020	1,000	16	1.15-431.00-490.00-651-00	Miscellaneous Fees	1,500	1,500	1,500	16
17	50,453	73,607	90,000	17	1.15-431.00-490.00-661-00	Sup - Motor Vehicle - Parts	90,000	90,000	90,000	17
18	36,931	29,037	36,000	18	1.15-431.00-490.00-662-00	Sup - Motor Vehicle - Tires	35,000	35,000	35,000	18
19	1,261	11,264	15,000	19	1.15-431.00-490.00-663-00	Sup - Mtr Veh - Small Tools	10,000	10,000	10,000	19
20	1,947	3,571	5,000	20	1.15-431.00-490.00-664-00	Sup - Motor Vehicle Shop	6,000	6,000	6,000	20
21	8,074	8,041	10,000	21	1.15-431.00-490.00-665-00	Sup - Motor Vehicle - Oil	10,000	10,000	10,000	21
22	1,420	1,114	1,000	22	1.15-431.00-490.00-669-00	Sup - Motor Vehicle - Other	2,000	2,000	2,000	22
23	194,547	191,818	250,000	23	1.15-431.00-490.00-670-00	Sup - Road - Striping	250,000	250,000	250,000	23
24	310,985	372,685	525,000	24	1.15-431.00-490.00-671-00	Sup - Road - Oil	500,000	500,000	500,000	24
25	11,914	(33,005)	40,000	25	1.15-431.00-490.00-672-00	Sup - Road - Culverts	80,000	80,000	80,000	25
26	296,265	207,203	292,000	26	1.15-431.00-490.00-673-00	Sup - Road - Gravel	250,000	250,000	250,000	26
27	-	2,722	10,000	27	1.15-431.00-490.00-674-00	Sup -Road - Bridges	10,000	10,000	10,000	27
28	43,979	20,849	40,000	28	1.15-431.00-490.00-675-00	Sup - Road - Other	40,000	40,000	40,000	28
29	1,612	11,635	1,632	29	1.15-431.00-490.00-676-00	Sup - Road - Fencing	1,500	1,500	1,500	29
30	92,209	106,292	92,319	30	1.15-431.00-490.00-820-00	IGS - 2.20 Finance	144,719	144,719	144,719	30
31	37,293	42,844	45,841	31	1.15-431.00-490.00-821-00	IGS - 2.20 Payroll/HR	48,948	48,948	48,948	31
32	88,233	100,936	68,780	32	1.15-431.00-490.00-822-00	IGS - 2.20 Counsel	93,884	93,884	93,884	32
33	92,184	154,212	143,984	33	1.15-431.00-490.00-826-00	IGS - 2.20 Info Tech - Telcom	138,571	138,571	138,571	33
34	81,452	61,048	42,299	34	1.15-431.00-490.00-828-00	IGS - 2.20 BOC Office	54,573	54,573	54,573	34
35	35,273	83,224	59,289	35	1.15-431.00-490.00-830-00	IGS - 2.20 Commissioners	118,702	118,702	118,702	35
36	1,104	580	1,217	36	1.15-431.00-490.00-837-16	IGS - 1.37 Blanco Maint	1,217	1,217	1,217	36
37	2,012	1,057	2,219	37	1.15-431.00-490.00-837-26	IGS - 1.37 Agness Maint	2,219	2,219	2,219	37
38	1,667	875	1,838	38	1.15-431.00-490.00-837-36	IGS - 1.37 Grizzly Maint	1,838	1,838	1,838	38

L I N E #	HISTORICAL DATA			L I N E #	RESOURCE/REQUIREMENT DESCRIPTION ADOPTED	1			L I N E #	
	Actual		10			Budget For 2021-2022 Year				
	Audited	Unaudited	Adopted Budget This Year 6/30/2021			2021-2022 Proposed by Budget Officer	2021-2022 Approved by Budget Committee	2021-2022 Adopted by Governing Body		
Second Preceding Year 6/30/2019	First Preceding Year 6/30/2020		Account Number	Account Description						
1	403	212	444	1	1.15-431.00-490.00-837-46	IGS - 1.37 Bosley Maint	444	444	444	1
2	1,484	779	1,636	2	1.15-431.00-490.00-837-56	IGS - 1.37 Black Mound Maint	1,636	1,636	1,636	2
3	1,715,249	1,934,002	3,002,711	3		TOTAL MATERIALS & SERVICES	3,261,801	3,261,801	3,261,801	3
4	-	187,620	1,100,000	4	1.15-431.00-490.00-711-00	Cap Outlay - Land - RO Way	200,000	200,000	200,000	4
5	185,202	146,548	2,389,000	5	1.15-431.00-490.00-733-00	Cap Outlay - Bridge Imprvmnts	1,800,000	1,800,000	1,800,000	5
6	425,763	920,858	840,000	6	1.15-431.00-490.00-735-00	Cap Outlay - Road Improvements	600,000	600,000	600,000	6
7	517,578	324,500	680,000	7	1.15-431.00-490.00-740-00	Cap Outlay - Heavy Equipment	890,000	890,000	890,000	7
8	149,738	425,892	-	8	1.15-431.00-490.00-741-00	Cap Outlay - Mach & Equip	-	-	-	8
9	-	124,918	-	9	1.15-431.00-490.00-742-00	Cap Outlay - Motor Vehicle	-	-	-	9
10	-	-	-	10	1.15-431.00-490.00-743-00	Cap Outlay - Shop Equipment	-	-	-	10
11	1,278,281	2,130,336	5,009,000	11		TOTAL CAPITAL OUTLAY	3,490,000	3,490,000	3,490,000	11
12	-	-	250,000	12	1.15-431.00-496.00-000-00	Operating Contingency	250,000	250,000	250,000	12
13	-	-	250,000	13		TOTAL OPERATING CONTINGENCY	250,000	250,000	250,000	13
14	-	-	1,222,000	14	1.15-431.00-490.00-850-00	Reserve for Future Expenditure	1,000,000	1,000,000	1,000,000	14
15	-	-	1,222,000	15		TOTAL UNAPPROPRIATED	1,000,000	1,000,000	1,000,000	15
16	4,430,887	5,774,651	11,504,635	16		TOTAL REQUIREMENTS	10,251,621	10,251,621	10,251,621	16
17	2,915,089	5,535,884	-	17		ENDING FUND BALANCE	-	-	-	17

L I N E #	HISTORICAL DATA			L I N E #	RESOURCE/REQUIREMENT DESCRIPTION ADOPTED	1 Budget For 2021-2022 Year			L I N E #
	Actual		10 Adopted Budget This Year 6/30/2021			2021-2022 Proposed by Budget Officer	2021-2022 Approved by Budget Committee	2021-2022 Adopted by Governing Body	
	Audited Second Preceding Year 6/30/2019	Unaudited First Preceding Year 6/30/2020							
Tab 12					ROADS FUND - Road Capital Improvement Department				Tab 12
1		372,000	1	1.15-431.20-361.09-000-00	Int Rev - LGIP 3841 Road	300,000	300,000	300,000	1
2	From Fund 3.10 2020-2021 Budget	25,000,000	2	1.15-431.20-391.31-000-02	Tran In - 3.10 Reserve - Road Cap Improv				2
3		-	3	1.15-431.20-399.03-000-00	Restricted Fund Balance	23,264,795	23,264,795	23,264,795	3
4		25,372,000	4		TOTAL RESOURCES	23,564,795	23,564,795	23,564,795	4
5		644	5	1.15-431.20-490.00-521-00	IGS - Gen Liab Ins	644	644	644	5
6		-	6	1.15-431.20-490.00-615-00	Other Materials & Services	-	-	-	6
7		644	7		TOTAL MATERIALS & SERVICES	644	644	644	7
8		-	8	1.15-431.20-490.00-735-00	Cap Outlay - Road Imprvmt	-	-	-	8
9		-	9		TOTAL CAPITAL OUTLAY	-	-	-	9
10		4,211,685	10	1.15-431.20-491.14-000-00	Tran To - 1.15 Road Fund	2,378,621	2,378,621	2,378,621	10
11		-	11	1.15-431.20-491.28-000-02	Tran To - 1.28 Sheriff - Patrol	2,253,182	2,253,182	2,253,182	11
12		-	12	1.15-431.20-491.24-000-04	Tran to - 1.37 Towers Cap	100,000	100,000	100,000	12
13		-	13	1.15-431.20-491.28-000-06	Tran To - 1.28 Sheriff - Jail	-	-	-	13
14		4,211,685	14		TOTAL TRANSFERS	4,731,803	4,731,803	4,731,803	14
15		21,159,671	15	1.15-431.20-490.00-850-00	Reserve for Future Expenditure	18,832,348	18,832,348	18,832,348	15
16		21,159,671	16		TOTAL UNAPPROPRIATED	18,832,348	18,832,348	18,832,348	16
17		25,372,000	17		TOTAL REQUIREMENTS	23,564,795	23,564,795	23,564,795	17
18		-	18		ENDING FUND BALANCE	-	-	-	18
Tab 12			Tab 1		ROADS FUND - Road Equipment Self Insurance Department				Tab 12
1		-	1	1.15-490.20-361.10-000-00	Interest Revenues	-	-	-	1
2	From Fund 3.10 2020-2021 Budget	-	2	1.15-490.20-391.99-000-00	Allocated Interest	-	-	-	2
3		1,164,000	3	1.15-490.20-391.31-000-04	Tran In - 3.10 Reserve - Road Equip Rsv	1,164,000	1,164,000	1,164,000	3
4		-	4	1.15-490.20-399.03-000-00	Restricted Fund Balance				4
5		1,164,000	5		TOTAL RESOURCES	1,164,000	1,164,000	1,164,000	5
6		1,164,000	6	1.15-490.20-490.00-615-00	Other Materials & Services	1,164,000	1,164,000	1,164,000	6
7		1,164,000	7		TOTAL MATERIALS & SERVICES	1,164,000	1,164,000	1,164,000	7
8		-	8	1.15-490.20-490.00-742-00	Capital - Motor Vehicles	-	-	-	8
9		-	9		TOTAL CAPITAL OUTLAY	-	-	-	9
10		-	10	1.15-490.20-491.14-000-00	Tran To - 1.15 Road Fund	-	-	-	10
11		-	11		TOTAL TRANSFERS	-	-	-	11
12		1,164,000	12		TOTAL REQUIREMENTS	1,164,000	1,164,000	1,164,000	12
13		-	13		ENDING FUND BALANCE	-	-	-	13
	1,400,339	2,949,888	-		TOTAL FUND 1.15	-	-	-	

L #	HISTORICAL DATA			L #	RESOURCE/REQUIREMENT DESCRIPTION ADOPTED	1 Budget For 2021-2022 Year			L #					
	Actual		10 Adopted Budget This Year 6/30/2021			2021-2022 Proposed by Budget Officer	2021-2022 Approved by Budget Committee	2021-2022 Adopted by Governing Body						
	Audited Second Preceding Year 6/30/2019	Unaudited First Preceding Year 6/30/2020												
Tab 12					ROADS FUND - Bike & Footpath Department					Tab 12				
1			16,960	1	1.15-431.24-314.10-000-00	Shared - St - Mtr Veh Fuel Tax		24,560	24,560	24,560	1			
2	From Fund 1.20 2019-2020 Budget		-	2	1.15-431.24-391.00-000-00	Tran In - Fund 1.20 Bike & Footpath			-	-	2			
3			-	3	1.15-431.24-391.99-000-00	Allocated Interest			-	-	3			
4			-	4	1.15-431.24-390.00-000-00	Misc Rev/Reimburse			-	-	4			
5			45,000	5	1.15-431.24-399.03-000-00	Restricted Fund Balance		86,520	86,520	86,520	5			
6			61,960	6		TOTAL RESOURCES		111,080	111,080	111,080	6			
7			8,250	7	1.15-431.24-490.00-432-00	IGS - 1.15 Road R&M		8,500	8,500	8,500	7			
8			8,250	8		TOTAL MATERIALS & SERVICES		8,500	8,500	8,500	8			
9			53,710	9	1.15-431.24-496.00-000-00	Working Capital - Contingency		102,580	102,580	102,580	9			
10			53,710	10		TOTAL CONTINGENCY		102,580	102,580	102,580	10			
11			61,960	11		Total Requirements		111,080	111,080	111,080	11			
12			-	12		ENDING FUND BALANCE		-	-	-	12			
Tab 12					Roadside Improvement					Tab 12				
1			-	1	1.15-431.10-361.10-000-00	Interest Revenues		-	-	-	1			
2	From Fund 3.10 2020-2021 Budget		110	2	1.15-431.10-391.99-000-00	Allocated Interest			-	-	2			
3			25,000	3	1.15-431.10-391.31-000-01	Tran In - 3.10 Reserve - Roadside Improv		25,110	25,110	25,110	3			
4			-	4	1.15-431.10-399.03-000-00	Restricted Fund Balance		-	-	-	4			
5			25,110	5		TOTAL RESOURCES		25,110	25,110	25,110	5			
6			25,110	6	1.15-431.10-490.10-850-00	Reserve for Future Expenditure		25,110	25,110	25,110	6			
7			25,110	7		TOTAL UNAPPROPRIATED		25,110	25,110	25,110	7			
8			25,110	8		TOTAL REQUIREMENTS		25,110	25,110	25,110	8			
9			-	9		ENDING FUND BALANCE		-	-	-	9			

Roadside Improvement Fund was created March 2006 with a \$19,147.29 Deferred Improvement Cost deposit for Titus Lane.
The Deferred Improvement deposit will move to current resources when road improvements are to be made.

L I N E #	HISTORICAL DATA			L I N E #	RESOURCE/REQUIREMENT DESCRIPTION ADOPTED	1 Budget For 2021-2022 Year			L I N E #
	Actual		10 Adopted Budget This Year 06/30/21			2021-2022			
	Audited	Unaudited				2021-2022 Proposed by Budget Officer	2021-2022 Approved by Budget Committee	2021-2022 Adopted by Governing Body	
	Second Preceding Year 06/30/19	First Preceding Year 06/30/20							
Tab 24			Tab 24		Roadside Improvement			Tab 24	
1		269	-	1	3.10-431.10-361.10-000-00	Interest Revenues		-	1
2	From Fund 1.16	4,644	-	2	3.10-431.10-391.00-000-00	Tran In - Fund 1.16 Roadside Improvem			2
3	2019-2020 Budget	211	-	3	3.10-431.10-391.99-000-00	Allocated Interest			3
4	-	-	25,000	4	3.10-431.10-399.03-000-00	Restricted Fund Balance			4
5	-	5,124	25,000	5		TOTAL RESOURCES	-	-	5
6	-	-	25,000	6	3.10-431.10-491.14-000-00	Tran To - 1.15 Road Rund			6
7	-	-	25,000	7		TOTAL TRANSFERS	-	-	7
8	-	-	-	8	3.10-431.10-490.10-850-00	Reserve for Future Expenditure			8
9	-	-	-	9		TOTAL UNAPPROPRIATED	-	-	9
10	-	-	25,000	10		TOTAL REQUIREMENTS	-	-	10
11	-	5,124	-	11		ENDING FUND BALANCE	-	-	11
12	Roadside Improvement Fund was created March 2006 with a \$19,147.29 Deferred Improvement Cost deposit for Titus Lane.								
13	The Deferred Improvement deposit will move to current resources when road improvements are to be made.								
Tab 24				Tab 2		Road Capital Improvement			Tab 24
1	-	674,049	-	1	3.10-431.20-361.09-000-00	Int Rev - LSP 2841 Road			1
2	-	27,547,550	-	2	3.10-431.20-391.00-000-00	Tran In - Fund 2.24 Road Cap Improvem			2
3	-	-	25,000,000	3	3.10-431.20-399.03-000-00	Restricted Fund Balance			3
4	-	28,221,598	25,000,000	4		TOTAL RESOURCES	-	-	4
5	-	757	-	5	3.10-431.20-490.00-521-00	ICC - Gen Liab Ins			5
6	From Fund 2.24	3	-	6	3.10-431.20-490.00-615-00	Other Materials & Services			6
7	2019-2020 Budget	760	-	7		TOTAL MATERIALS & SERVICES	-	-	7
8	-	-	-	8	3.10-431.20-490.00-737-00	Cap Outlay - Road Imprvmnt			8
9	-	-	-	9		TOTAL CAPITAL OUTLAY	-	-	9
10	-	1,243,550	-	10	3.10-431.20-491.08-000-00	Tran To - 1.10 GF Sheriff Patrol			10
11	-	-	-	11	3.10-431.20-491.08-000-01	Tran To - 1.10 GF Patrol Dispatch			11
12	-	148,495	-	12	3.10-431.20-491.08-000-02	Tran To - 1.10 GF Jail			12
13	-	3,543,999	25,000,000	13	3.10-431.20-491.14-000-00	Tran To - 1.15 Road Fund			13
13	-	-	-	13	3.10-431.20-491.08-000-01	Tran To - 1.28 Sheriff - Patrol			13
14	-	148,495	-	14	3.10-431.20-491.08-000-02	Tran To - 1.28 Sheriff - Jail			14
14	-	5,084,539	25,000,000	14		TOTAL TRANSFERS	-	-	14
15	-	-	-	15	3.10-431.20-490.00-850-00	Reserve for Future Expenditure			15
16	-	-	-	16		TOTAL UNAPPROPRIATED	-	-	16
17	-	5,085,299	25,000,000	17		TOTAL REQUIREMENTS	-	-	17
18	-	23,136,300	-	18		ENDING FUND BALANCE	-	-	18

L	HISTORICAL DATA			L	RESOURCE/REQUIREMENT DESCRIPTION CLOSED	Account Number	Account Description	1 1			L
	Actual		10					Budget for next Year 2020-2021			
	Audited	Unaudited	Adopted Budget This Year					2020-2021 Proposed by Budget Officer	Approved by Budget Committee	Adopted by Governing Body	
I	Second Preceeding Year	First Preceeding Year	Adopted Budget This Year	I				I			
N	06/30/18	06/30/19	06/30/20	N				N			
E				E				E			
#				#				#			
Tab 15				Tab 15	FUND - Bike & Footpath			Tab 15			
1	19,267	22,320	-	1	1.20-431.24-314.10-000-00	Shared - St - Mtr Veh Fuel Tax		To Fund 1.15	1		
2	1,494	20,761	45,000	2	1.20-431.24-399.03-000-00	Restricted Fund Balance		2019-2020 Budget	2		
3	20,761	43,081	45,000	3		TOTAL RESOURCES	10		3		
4	-	-	-	4	1.20-431.24-490.00-432-00	IGS - 1.15 Road R&M	8,250		4		
5	-	-	-	5		TOTAL MATERIALS & SERVICES	2		5		
6	-	-	-	6	1.20-431.24-491.14-000-00	Tran To - 1.15 Road R&M	-		6		
7	-	-	45,000	7	1.20-431.24-491.15-000-00	Tran To - 1.15 Bike & Footpath	-		7		
8	-	-	45,000	8		TOTAL TRANSFERS	5		8		
9	-	-	-	9	1.20-431.24-496.00-000-00	Working Capital - Contingency	-		9		
10	-	-	-	10		TOTAL CONTINGENCY	6		10		
11	-	-	45,000	11		Total Requirement	9		11		
12	20,761	43,081	-	12		ENDING FUND BALANCE			12		

REFERENCE ONLY

L I N E #	HISTORICAL DATA			L I N E #	RESOURCE/REQUIREMENT DESCRIPTION ADOPTED	1 Budget For 2021-2022 Year			L I N E #
	Actual		10 Adopted Budget This Year 06/30/21						
	Audited Second Preceding Year 06/30/19	Unaudited First Preceding Year 06/30/20				2021-2022 Proposed by Budget Officer	2021-2022 Approved by Budget Committee	2021-2022 Adopted by Governing Body	
			Account Number	Account Description					
Tab 24			Tab 2		Road Equipment Self Insurance				Tab 24
1	-	-	- 1	3.10-490.20-361.10-000-00	Interest Revenues			-	- 1
2	-	1,148,397	- 2	3.10-490.20-391.00-000-00	Tran In - Fund 2.85 Road Equip Self Ins			-	- 2
3	-	-	- 3	3.10-490.20-391.99-000-00	Allocated Interest			-	- 3
4	-	-	1,164,000 4	3.10-490.20-399.03-000-00	Restricted Fund Balance			-	- 4
5	-	1,148,397	1,164,000 5		TOTAL RESOURCES			-	- 5
6		-	- 6	3.10-490.20-490.00-434-00	IGS - 1.15 R&M Veh/Equip			-	- 6
7	From Fund 2.85	-	- 7	3.10-490.20-490.00-588-00	IGS - 1.15 Vehicle Replacement			-	- 7
8	2019-2020 Budget	1,132	- 8	3.10-490.20-490.00-615-00	Other Materials & Services			-	- 8
9	-	1,132	- 9		TOTAL MATERIALS & SERVICES			-	- 9
10	-	-	- 10	3.10-490.20-490.00-742-00	Capital - Motor Vehicles			-	- 10
11	-	-	- 11		TOTAL CAPITAL OUTLAY			-	- 11
12	-	-	1,164,000 12	3.10-490.20-491.14-000-00	Tran To - 1.15 Road Fund			-	- 12
13	-	-	1,164,000 13		TOTAL TRANSFERS			-	- 13
14	-	1,132	1,164,000 14		TOTAL REQUIREMENTS			-	- 14
15	-	1,147,265	- 15		ENDING FUND BALANCE			-	- 15

REFERENCE ONLY

L I N E #	HISTORICAL DATA			L I N E #	RESOURCE/REQUIREMENT DESCRIPTION ADOPTED	1 Budget For 2021-2022 Year			L I N E #
	Actual		10 Adopted Budget This Year 6/30/2021			2021-2022 Proposed by Budget Officer	2021-2022 Approved by Budget Committee	2021-2022 Adopted by Governing Body	
	Audited	Unaudited							
Second Preceding Year 6/30/2019	First Preceding Year 6/30/2020		Account Number	Account Description					
Fund Summary									
	1,437,357	1,710,312	2,020,924		1. Total PERSONNEL Services.....	2,249,820	2,249,820	2,249,820	
	1,715,249	1,934,002	4,175,605		2. Total Materials and Services.....	4,434,945	4,434,945	4,434,945	
	1,278,281	2,130,336	5,009,000		3. Total Capital Outlay.....	3,490,000	3,490,000	3,490,000	
	-	-	4,211,685		5. Total Transfers.....	4,731,803	4,731,803	4,731,803	
	-	-	303,710		6. Total Contingencies.....	352,580	352,580	352,580	
	-	-	22,406,781		8. Total Unappropriated	19,857,458	19,857,458	19,857,458	
	4,430,887	5,774,651	38,127,705		9. Total Requirements (add lines 1 - 8).....	35,116,606	35,116,606	35,116,606	
	7,345,976	11,310,535	38,127,705		10. Total Resources Except Property Taxes.....	35,116,606	35,116,606	35,116,606	
	2,915,089	5,535,884	-			-	-	-	

GENERAL VEHICLES SERVICES FUND

The General Vehicles Services Fund is the responsibility of the Road Master, an appointed position. The fund has three departments for the purchase, maintenance and insurance of County Vehicles and mobile equipment.

- General Vehicles Services
- Vehicle Replacement
- General Equipment Self Insurance

L I N E #	HISTORICAL DATA			L I N E #	RESOURCE/REQUIREMENT DESCRIPTION ADOPTED	410,000	1			L I N E #
	Actual		10			-	Budget For 2021-2022 Year			
	Audited	Unaudited					2021-2022	2021-2022	2021-2022	
Second Preceeding Year 6/30/2019	First Preceeding Year 6/30/2020	Adopted Budget This Year 6/30/2021		Account Number	Account Description	Proposed by Budget Officer	Approved by Budget Committee	Adopted by Governing Body		
Tab 13			Tab 13	GENERAL VEHICLE SERVICES FUND - General Vehicle Services Department					Tab 13	
1	From Fund 1.15	-	1	6.05-419.60-340.00-000-0C	IGS - Client Fees - Assigned Vehicles	270,997	270,997	270,997	1	
2	2021-2022 Budget	-	2	6.05-419.60-340.05-000-0C	IGS - Client Fees - Motor Pool	17,025	17,025	17,025	2	
3	-	-	3	6.05-419.60-390.88-281-0C	IGS - 2.81 Gen Fund Equip Self-Ins	-	-	-	3	
4	-	-	4	6.05-419.60-391.88-221-0C	Tran In - 2.21 Gen Svc - Vehicle Services	-	-	-	4	
5	-	-	5	6.05-419.60-399.01-000-0C	Assigned Fund Balance	110,000	110,000	110,000	5	
6			6	TOTAL RESOURCES		398,022	398,022	398,022	6	
7	-	-	7	6.05-419.60-490.00-342-0C	IGS - 2.17 Comm Dev-Building	-	-	-	7	
8	-	-	8	6.05-419.60-490.00-343-0C	IGS - 2.20 Occupancy Motor Pool Svc	-	-	-	8	
9	-	-	9	6.05-419.60-490.00-430-0C	Rep & Maint - Equipment	10,000	10,000	10,000	9	
10	-	-	10	6.05-419.60-490.00-433-0C	IGS - 1.15 R & M Vehicles	50,000	50,000	50,000	10	
11	-	-	11	6.05-419.60-490.00-434-0C	IGS - 1.15 Outside Labor/Parts	15,000	15,000	15,000	11	
12	-	-	12	6.05-419.60-490.00-521-0C	Gen Liab Ins	1,000	1,000	1,000	12	
13	-	-	13	6.05-419.60-490.00-522-0C	Ins - Liability - Auto	23,000	23,000	23,000	13	
14	-	-	14	6.05-419.60-490.00-524-01	IGS - 2.81 Gen Veh Equip Self-Ins	-	-	-	14	
15	-	-	15	6.05-419.60-490.00-581-0C	IGS - 1.15 Veh Replacement	-	-	-	15	
16	-	-	16	6.05-419.60-490.00-626-0C	Sup - Mtr Veh - Gas	97,000	97,000	97,000	16	
17	-	-	17	6.05-419.60-490.00-661-0C	IGS - 1.15 Mtr Veh - Parts	8,000	8,000	8,000	17	
18	-	-	18	6.05-419.60-490.00-662-0C	IGS - 1.15 Mtr Veh - Tires	20,000	20,000	20,000	18	
19	-	-	19	6.05-419.60-490.00-663-0C	IGS - 1.15 Mtr Veh - Oil	2,000	2,000	2,000	19	
20	-	-	20	6.05-419.60-490.00-665-0C	Sup - Mtr Veh - Diesel	20,000	20,000	20,000	20	
21	-	-	21	6.05-419.60-490.00-669-0C	IGS - 1.15 DMV Fees	1,250	1,250	1,250	21	
22	-	-	22	6.05-419.60-490.00-820-0C	IGS - 2.20 Admin Finance	4,241	4,241	4,241	22	
23	-	-	23	6.05-419.60-490.00-822-0C	IGS - 2.20 Admin Counsel	2,751	2,751	2,751	23	
24	-	-	24	6.05-419.60-490.00-821-0C	IGS - 2.20 Admin - PR/HR	-	-	-	24	
25	-	-	25	6.05-419.60-490.00-826-0C	IGS - 2.20 Admin IT - Telcom	4,061	4,061	4,061	25	
26	-	-	26	6.05-419.60-490.00-828-0C	IGS - 2.20 Admin BOC Office	1,599	1,599	1,599	26	
27	-	-	27	6.05-419.60-490.00-830-0C	IGS - 2.20 Admin Commissioners	3,478	3,478	3,478	27	
28			28	TOTAL MATERIALS & SERVICES		263,380	263,380	263,380	28	
29			29	6.05-419.60-496.00-000-0C	Operating Contingency	134,642	134,642	134,642	29	
30			30	TOTAL CONTINGENCY		134,642	134,642	134,642	30	
31			31	TOTAL REQUIREMENTS		398,022	398,022	398,022	31	
32			32	ENDING FUND BALANCE		-	-	-	32	

L I N E #	HISTORICAL DATA			L I N E #	#REF! #REF!	#REF!	1	1	L I N E #	
	Actual		10		Budget For 2021-2022 Year					
	Audited	Unaudited	Adopted Budget This Year 6/30/2021							
	Second Preceding Year 6/30/2019	First Preceding Year 6/30/2020			2021-2022 Proposed by Budget Officer	2021-2022 Approved by Budget Committee	Adopted by Governing Body			
Tab 24					Tab 24					Tab 24
					ROADS FUND - General Vehicle Services Department					
1			247,113	1	1.15-419.60-340.00-000-00	IGS - Client Fees - Assigned Vehicles	-	-	-	1
2			17,025	2	1.15-419.60-340.05-000-00	IGS - Client Fees - Motor Pool	-	-	-	2
3	From Fund 2.21		-	3	1.15-419.60-390.88-281-00	IGS - 2.81 Gen Fund Equip Self-Ins	-	-	-	3
4	2020-2021 Budget		91,411	4	1.15-419.60-391.88-221-00	Tran In - 2.21 Gen Svc - Vehicle Services	-	-	-	4
5			-	5	1.15-419.60-399.01-000-00	Assigned Fund Balance	-	-	-	5
6			355,549	6	TOTAL RESOURCES		-	-	-	6
7			-	7	1.15-419.60-490.00-342-00	IGS - 2.17 Comm Dev-Building	-	-	-	7
8			-	8	1.15-419.60-490.00-343-00	IGS - 2.20 Occupancy Motor Pool Svc	-	-	-	8
9			10,000	9	1.15-419.60-490.00-430-00	Rep & Maint - Equipment	-	-	-	9
10			50,000	10	1.15-419.60-490.00-433-00	IGS - 1.15 R & M Vehicles	-	-	-	10
11			15,000	11	1.15-419.60-490.00-434-00	IGS - 1.15 Outside Labor/Parts	-	-	-	11
12			494	12	1.15-419.60-490.00-521-00	Gen Liab Ins	-	-	-	12
13			22,154	13	1.15-419.60-490.00-522-00	Ins - Liability - Auto	-	-	-	13
14			-	14	1.15-419.60-490.00-524-01	IGS - 2.81 Gen Veh Equip Self-Ins	-	-	-	14
15			10,000	15	1.15-419.60-490.00-581-00	IGS - 1.15 Veh Replacement	-	-	-	15
16			95,000	16	1.15-419.60-490.00-626-00	Sup - Mtr Veh - Gas	-	-	-	16
17			8,000	17	1.15-419.60-490.00-661-00	IGS - 1.15 Mtr Veh - Parts	-	-	-	17
18			20,000	18	1.15-419.60-490.00-662-00	IGS - 1.15 Mtr Veh - Tires	-	-	-	18
19			2,000	19	1.15-419.60-490.00-663-00	IGS - 1.15 Mtr Veh - Oil	-	-	-	19
20			19,000	20	1.15-419.60-490.00-665-00	Sup - Mtr Veh - Diesel	-	-	-	20
21			1,000	21	1.15-419.60-490.00-669-00	IGS - 1.15 DMV Fees	-	-	-	21
22			5,100	22	1.15-419.60-490.00-820-00	IGS - 2.20 Admin Finance	-	-	-	22
23			3,800	23	1.15-419.60-490.00-821-00	IGS - 2.20 Admin Counsel	-	-	-	23
24			-	24	1.15-419.60-490.00-821-00	IGS - 2.20 Admin - PR/HR	-	-	-	24
25			7,954	25	1.15-419.60-490.00-826-00	IGS - 2.20 Admin IT - Telcom	-	-	-	25
26			2,337	26	1.15-419.60-490.00-828-00	IGS - 2.20 Admin BOC Office	-	-	-	26
27			3,275	27	1.15-419.60-490.00-830-00	IGS - 2.20 Admin Commissioners	-	-	-	27
28			275,114	28	TOTAL MATERIALS & SERVICES		-	-	-	28
29			80,435	29	1.15-419.60-496.00-000-00	Operating Contingency	-	-	-	29
30			80,435	30	TOTAL CONTINGENCY		-	-	-	30
31			355,549	31	TOTAL REQUIREMENTS		-	-	-	31
32			-	32	ENDING FUND BALANCE		-	-	-	32

L I N E #	HISTORICAL DATA			L I N E #	RESOURCE/REQUIREMENT DESCRIPTION ADOPTED	- 1 1			L I N E #
	Actual		10			Budget For 2020-2021 Year			
	Audited	Unaudited	Adopted Budget			2020-2021 Proposed by Budget Officer	2020-2021 Approved by Budget Committee	2020-2021 Adopted by Governing Body	
Second Preceding Year 06/30/18	First Preceding Year 06/30/19	This Year 06/30/20	Account Number	Account Description					
Tab 24			Tab 24		General Vehicle Services			Tab 24	
1	183,930	188,956	215,000	1	2.21-419.60-340.00-000-00	IGS - Client Fees	-	-	-
2	-	-	-	2	2.21-419.60-390.88-281-00	IGS - 2.81 Gen Fund Equip Self-Ins	-	-	-
3	92,214	90,220	91,411	3	2.21-419.60-399.01-000-00	Assigned Fund Balance	91,411	91,411	91,411
4	276,144	279,176	306,411	4		TOTAL RESOURCES	91,411	91,411	91,411
5	72	254	2,500	5	2.21-419.60-490.00-342-00	IGS - 2.17 Comm Dev-Building	-	-	-
6	174	156	-	6	2.21-419.60-490.00-343-00	IGS - 2.20 BOC Office	-	-	-
7	-	-	-	7	2.21-419.60-490.00-XXX-00	IGS - 2.20 Admin - Occupancy	-	-	-
8	-	-	10,000	8	2.21-419.60-490.00-430-00	Rep & Maint - Equipment	-	-	-
9	34,358	45,475	50,000	9	2.21-419.60-490.00-433-00	IGS - 1.15 R & M Vehicles	-	-	-
10	3,954	6,586	15,000	10	2.21-419.60-490.00-434-00	IGS - 1.15 Outside Labor/Parts	-	-	-
11	516	546	1,100	11	2.21-419.60-490.00-521-00	Gen Liab Ins	-	-	-
12	17,372	20,447	22,000	12	2.21-419.60-490.00-522-00	Ins - Liability - Auto	-	-	-
13	-	-	-	13	2.21-419.60-490.00-524-01	IGS - 2.81 Gen Fund Equip Self-Ins	-	-	-
14	10,008	56,505	10,000	14	2.21-419.60-490.00-588-00	IGS - 2.22 Veh Replacement	-	-	-
15	74,763	82,873	95,000	15	2.21-419.60-490.00-626-00	Sup - Mtr Veh - Gas	-	-	-
16	5,565	5,088	8,000	16	2.21-419.60-490.00-661-00	IGS - 1.15 Mtr Veh - Parts	-	-	-
17	9,281	13,214	20,000	17	2.21-419.60-490.00-662-00	IGS - 1.15 Mtr Veh - Tires	-	-	-
18	1,617	1,458	2,000	18	2.21-419.60-490.00-663-00	IGS - 1.15 Mtr Veh - Oil	-	-	-
19	8,817	9,315	19,000	19	2.21-419.60-490.00-665-00	Sup - Mtr Veh - Diesel	-	-	-
20	116	404	1,000	20	2.21-419.60-490.00-669-00	IGS - 1.15 DMV Fees	-	-	-
21	4,602	4,621	3,899	21	2.21-419.60-490.00-820-00	IGS - 2.20 Finance	-	-	-
22	4,726	4,421	3,704	22	2.21-419.60-490.00-822-00	IGS - 2.20 Counsel	-	-	-
23	4,797	4,621	5,657	23	2.21-419.60-490.00-826-00	IGS - 2.20 IT - Telcom	-	-	-
24	3,281	4,083	2,239	24	2.21-419.60-490.00-828-00	IGS - 2.20 BOC Office	-	-	-
25	1,905	1,768	3,053	25	2.21-419.60-490.00-830-00	IGS - 2.20 Commissioners	-	-	-
26	185,925	261,836	274,152	26		TOTAL MATERIALS & SERVICES	-	-	-
27	-	-	-	27	2.21-419.60-9114-320-00	Tran To - 1.15 Rd Gen Vehicle Services	91,411	91,411	91,411
28	-	-	-	28		TOTAL TRANSFERS	91,411	91,411	91,411
29	-	-	32,259	29	2.21-419.60-496.00-000-00	Operating Contingency	-	-	-
30	-	-	32,259	30		TOTAL CONTINGENCY	-	-	-
31	185,925	261,836	306,411	31		TOTAL REQUIREMENTS	91,411	91,411	91,411
32	90,220	17,340	-	32		ENDING FUND BALANCE	-	-	-

L I N E #	HISTORICAL DATA			L I N E #	RESOURCE/REQUIREMENT DESCRIPTION ADOPTED	410,000 -	1 1 Budget For 2021-2022 Year			L I N E #
	Actual		10 Adopted Budget This Year 6/30/2021				2021-2022 Proposed by Budget Officer	2021-2022 Approved by Budget Committee	2021-2022 Adopted by Governing Body	
	Audited	Unaudited								
Second Preceding Year 6/30/2019	First Preceding Year 6/30/2020		Account Number	Account Description						
Tab 13			Tab 13	GENERAL VEHICLE SERVICES FUND - Vehicle Replacement Department					Tab 13	
1	-	-	1	6.05-490.00-390.88-110-02	IGS - 1.10 Juvenile		-	-	-	
2	-	From Fund 1.15 2021-2022 Budget	2	6.05-490.00-390.88-110-03	IGS - 1.28 Sheriff Patrol	100,000	100,000	100,000		
3	-		3	6.05-490.00-390.88-110-04	IGS - 1.28 Sheriff P&P	-	-	-		
4	-		4	6.05-490.00-390.88-110-05	IGS - 1.28 Sheriff Marine	-	-	-		
5	-		5	6.05-490.00-390.88-110-11	IGS - 2.20 Admin Occupancy	-	-	-		
6	-		6	6.05-490.00-390.88-110-12	IGS - 1.10 Assessor	-	-	-		
7	-		7	6.05-490.00-390.88-115-0C	IGS - 1.15 General Vehicle Srvc	-	-	-		
8	-		8	6.05-490.00-390.88-217-11	IGS - 2.17 CD - Code Enforcement	-	-	-		
9	-		9	6.05-490.00-390.88-217-13	IGS - 2.17 CD - Building	-	-	-		
10	-		10	6.05-490.00-390.88-221-0C	IGS - 2.21 General Vehicle Srvc	-	-	-		
11	-		11	6.05-490.00-391.00-222-0C	Tran In - 2.22 Vehicle Replacement	-	-	-		
12	-		12	6.05-490.00-391.00-221-02	Tran In - 2.21 Gen Svc - Vehicle Replacement	-	-	-		
13	-		13	6.05-490.00-391.99-000-0C	Allocated Interest	-	-	-		
14	-		14	6.05-490.00-392.20-000-0C	Sales of Vehicles	-	-	-		
15	-		15	6.05-490.00-392.20-000-2C	Sales of Vehicles-Sheriff	-	-	-		
16	-		16	6.05-490.00-399.01-000-0C	Assigned Fund Balance	300,000	300,000	300,000		
17	-		17		TOTAL RESOURCES	400,000	400,000	400,000		
18	-		18	6.05-490.00-490.00-330-5C	Veh Sales Broker Fees	1,000	1,000	1,000		
19	-		19	6.05-490.00-490.00-521-0C	Gen Liab Ins	10	10	10		
20	-		20	6.05-490.00-490.00-820-0C	IGS - 2.20 Finance	17	17	17		
21	-		21	6.05-490.00-490.00-822-0C	IGS - 2.20 Counsel	-	-	-		
22	-		22	6.05-490.00-490.00-826-0C	IGS - 2.20 IT - Telcom	-	-	-		
23	-		23	6.05-490.00-490.00-828-0C	IGS - 2.20 BOC Office	-	-	-		
24	-		24	6.05-490.00-490.00-830-0C	IGS - 2.20 Commissioners	-	-	-		
25	-		25		TOTAL MATERIALS & SERVICES	1,027	1,027	1,027		
26	-		26	6.05-490.00-490.00-742-0C	Cap Outlay - Motor Vehicle	131,500	131,500	131,500		
27	-		27		TOTAL CAPITAL OUTLAY	131,500	131,500	131,500		
28	-		28	6.05-490.00-496.00-000-0C	Operating Contingency	167,473	167,473	167,473		
29	-		29		TOTAL CONTINGENCY	167,473	167,473	167,473		
30	-		30	6.05-490.00-490.00-850-0C	Reserve For Future Expenditures	100,000	100,000	100,000		
31	-		31		TOTAL UNAPPROPRIATED	100,000	100,000	100,000		
32	-		32		TOTAL REQUIREMENTS	400,000	400,000	400,000		
33	-		33		ENDING FUND BALANCE	-	-	-		
Tab 13			Tab 13	GENERAL VEHICLE SERVICES FUND - General Equipment Self-Insurance Department					Tab 13	
1	-		1	6.05-490.10-390.10-000-00	Reimbursement - Ins	-	-	-		
2	-		2	6.05-490.10-391.99-000-00	Allocated Interest	-	-	-		
3	-	From Fund 1.15 2021-2022 Budget	3	6.05-490.10-391.31-000-03	Tran In - 1.15 General Equip Rsv	100,000	100,000	100,000		
4	-		4	6.05-490.10-399.00-000-00	Unrestricted Fund Balance	-	-	-		
5	-		5		TOTAL RESOURCES	100,000	100,000	100,000		
6	-		6	6.05-490.10-490.00-430-00	Repair & Maint - Equipment	50,000	50,000	50,000		
7	-		7	6.05-490.10-490.00-434-00	Repair & Maint Vehicles	50,000	50,000	50,000		
8	-		8	6.05-490.10-490.00-610-00	Non-Cap Equipment Replacement	-	-	-		
9	-		9		TOTAL MATERIALS & SERVICES	100,000	100,000	100,000		
10	-		10		TOTAL REQUIREMENTS	100,000	100,000	100,000		

L I N E #	HISTORICAL DATA			L I N E #	#REF! #REF!	#REF!	1	1	L I N E #					
	Actual		10		Budget For 2021-2022 Year									
	Audited	Unaudited	Adopted Budget This Year 6/30/2021											
	Second Preceding Year 6/30/2019	First Preceding Year 6/30/2020			2021-2022 Proposed by Budget Officer	2021-2022 Approved by Budget Committee	Adopted by Governing Body							
Tab 14					Tab 14					Tab 14				
					ROADS FUND - Vehicle Replacement Department									
1			42,500	1	1.15-490.00-390.88-110-02	IGS - 1.10 Juvenile	-	-	-	1				
2			-	2	1.15-490.00-390.88-110-03	IGS - 1.28 Sheriff Patrol	-	-	-	2				
3			-	3	1.15-490.00-390.88-110-04	IGS - 1.28 Sheriff P&P	-	-	-	3				
4			-	4	1.15-490.00-390.88-110-05	IGS - 1.28 Sheriff Marine	-	-	-	4				
5			-	5	1.15-490.00-390.88-110-11	IGS - 1.10 Veteran Services	-	-	-	5				
6			4,000	6	1.15-490.00-390.88-110-12	IGS - 1.10 Assessor	-	-	-	6				
7			10,000	7	1.15-490.00-390.88-115-00	IGS - 1.15 General Vehicle Svcs	-	-	-	7				
8			12,000	8	1.15-490.00-390.88-217-11	IGS - 2.17 CD - Veteran Services	-	-	-	8				
9			12,000	9	1.15-490.00-390.88-217-13	IGS - 2.17 CD - Building	-	-	-	9				
10			-	10	1.15-490.00-390.88-221-00	IGS - 2.21 General Vehicle Svcs	-	-	-	10				
11			-	11	1.15-490.00-391.00-222-00	Tran In - 2.22 Vehicle Replacement	-	-	-	11				
12			300,000	12	1.15-490.00-391.00-221.02	Tran In - 2.21 Gen Svc - Vehicle Replacement	-	-	-	12				
13			-	13	1.15-490.00-391.99-000-00	Allocated Interest	-	-	-	13				
14			-	14	1.15-490.00-392.20-000-00	Sales of Vehicles	-	-	-	14				
15			-	15	1.15-490.00-392.20-000-20	Sales of Vehicles - Sheriff	-	-	-	15				
16			-	16	1.15-490.00-399.01-000-00	Assigned Fund Balance	-	-	-	16				
17			380,500	17		TOTAL RESOURCES	-	-	-	17				
18			1,000	18	1.15-490.00-490.00-330-50	Veh Sales Broker Fees	-	-	-	18				
19			10	19	1.15-490.00-490.00-521-00	Gen Lab Ins	-	-	-	19				
20			20	20	1.15-490.00-490.00-820-00	IGS - 2.20 Finance	-	-	-	20				
21			-	21	1.15-490.00-490.00-822-00	IGS - 2.20 Counsel	-	-	-	21				
22			-	22	1.15-490.00-490.00-826-00	IGS - 2.20 IT - Telcom	-	-	-	22				
23			-	23	1.15-490.00-490.00-828-00	IGS - 2.20 BOC Office	-	-	-	23				
24			-	24	1.15-490.00-490.00-830-00	IGS - 2.20 Commissioners	-	-	-	24				
25			1,030	25		TOTAL MATERIALS & SERVICES	-	-	-	25				
26			204,000	26	1.15-490.00-490.00-742-00	Cap Outlay - Motor Vehicle	-	-	-	26				
27			204,000	27		TOTAL CAPITAL OUTLAY	-	-	-	27				
28			75,470	28	1.15-490.00-490.00-000-00	Operating Contingency	-	-	-	28				
29			75,470	29		TOTAL CONTINGENCY	-	-	-	29				
30			100,000	30	1.15-490.00-490.00-850-00	Reserve For Future Expenditures	-	-	-	30				
31			100,000	31		TOTAL UNAPPROPRIATED	-	-	-	31				
32			380,500	32		TOTAL REQUIREMENTS	-	-	-	32				
33			-	33		ENDING FUND BALANCE	-	-	-	33				

L I N E #	HISTORICAL DATA			L I N E #	RESOURCE/REQUIREMENT DESCRIPTION ADOPTED	1 Budget For 2020-2021 Year			L I N E #
	Actual		10			2020-2021 Proposed by Budget Officer	2020-2021 Approved by Budget Committee	2020-2021 Adopted by Governing Body	
	Audited Second Preceding Year 06/30/18	Unaudited First Preceding Year 06/30/19	Adopted Budget This Year 06/30/20						
Tab 14			Tab 14		Vehicle Replacement			Tab 14	
1			12,000	1	2.21-490.00-390.88-110-02 IGS - 1.10 Juvenile	-	-	- 1	
2			80,000	2	2.21-490.00-390.88-110-03 IGS - 1.28 Sheriff	-	-	- 2	
3	From Fund 2.22 2019-2020 Budget		-	3	2.21-490.00-390.88-110-04 IGS - 1.28 Sheriff P&P	-	-	- 3	
4			-	4	2.21-490.00-390.88-110-05 IGS - 1.28 Sheriff Marine	-	-	- 4	
5			12,000	5	2.21-490.00-390.88-110-11 IGS - 1.10 Veteran Services	-	-	- 5	
6			4,000	6	2.21-490.00-390.88-110-12 IGS - 1.10 Assessor	-	-	- 6	
7			10,000	7	2.21-490.00-390.88-221-00 IGS - 2.21 General Services	-	-	- 7	
8			300,000	8	2.21-490.00-391.00-000-00 Trans In - Fund 2.22 Vehicle Replacement	-	-	- 8	
9			-	9	2.21-490.00-391.99-000-00 Allocated Interest	-	-	- 9	
10			-	10	2.21-490.00-392.20-000-00 Sales of Vehicles	-	-	- 10	
11			-	11	2.21-490.00-392.20-000-20 Sales of Vehicles-Sheriff	-	-	- 11	
12			-	12	2.21-490.00-399.01-000-00 Assigned Fund Balance	300,000	300,000	300,000 - 12	
13			418,000	13	TOTAL RESOURCES	300,000	300,000	300,000 13	
14			1,000	14	2.21-490.00-490.00-330-50 Veh Sales Broker Fees	-	-	- 14	
15			200	15	2.21-490.00-490.00-521-00 Gen Liab Ins	-	-	- 15	
16			3,007	16	2.21-490.00-490.00-820-00 IGS - 2.20 Finance	-	-	- 16	
17			-	17	2.21-490.00-490.00-822-00 IGS - 2.20 Counsel	-	-	- 17	
18			-	18	2.21-490.00-490.00-826-00 IGS - 2.20 IT - Telcom	-	-	- 18	
19			-	19	2.21-490.00-490.00-828-00 IGS - 2.20 BOC Office	-	-	- 19	
20			-	20	2.21-490.00-490.00-830-00 IGS - 2.20 Commissioners	-	-	- 20	
21			4,207	21	TOTAL MATERIALS & SERVICES	-	-	- 21	
22			204,000	22	2.21-490.00-490.00-742-00 Cap Outlay - Motor Vehicle	-	-	- 22	
23			204,000	23	TOTAL CAPITAL OUTLAY	-	-	- 23	
22			-	22	2.21-490.00-491.14-332-00 Tran To - 1.15 Rd Vehicle Replacement	300,000	300,000	300,000 22	
23			-	23	TOTAL TRANSFERS	300,000	300,000	300,000 23	
24			109,793	24	2.21-490.00-490.00-000-00 Operating Contingency	-	-	- 24	
25			109,793	25	TOTAL CONTINGENCY	-	-	- 25	
26			100,000	26	2.21-490.00-490.00-850-00 Reserve For Future Expenditures	-	-	- 26	
27			100,000	27	TOTAL UNAPPROPRIATED	-	-	- 27	
28			418,000	28	TOTAL REQUIREMENTS	300,000	300,000	300,000 28	
29			-	29	ENDING FUND BALANCE	-	-	- 29	

To Fund 1.15
2020-21 Budget

REFERENCE ONLY

L I N E #	HISTORICAL DATA			L I N E #	#REF! #REF!	#REF!	1	1	L I N E #
	Actual		10		Budget For 2021-2022 Year				
	Audited	Unaudited	Adopted Budget This Year		2021-2022 Proposed by Budget Officer	2021-2022 Approved by Budget Committee	Adopted by Governing Body		
	Second Preceding Year 6/30/2019	First Preceding Year 6/30/2020	6/30/2021	RESOURCE/REQUIREMENT DESCRIPTION ADOPTED	Account Number	Account Description			
Tab 29			Tab 29	ROADS FUND - General Equipment Self-Insurance Department					Tab 29
1			-	1	1.15-490.10-390.10-000-00	Reimbursement - Ins	-	-	-
2			-	2	1.15-490.10-391.99-000-00	Allocated Interest	-	-	-
3			100,000	3	1.15-490.10-391.31-000-03	Tran In - 3.10 Reserve - General Equip Rsv	-	-	-
4			-	4	1.15-490.10-399.00-000-00	Unrestricted Fund Balance	-	-	-
5			100,000	5		TOTAL RESOURCES	-	-	-
6			50,000	6	1.15-490.10-490.00-430-00	Repair & Maint - Equipment	-	-	-
7			50,000	7	1.15-490.10-490.00-434-00	Repair & Maint Vehicles	-	-	-
8			-	8	1.15-490.10-490.00-610-00	Non-Cap Equipment Replacement	-	-	-
9			100,000	9		TOTAL MATERIALS & SERVICES	-	-	-
10			100,000	10		TOTAL REQUIREMENTS	-	-	-
11			-	11		ENDING FUND BALANCE	-	-	-

REFERENCE ONLY

L I N E #	HISTORICAL DATA			L I N E #	RESOURCE/REQUIREMENT DESCRIPTION ADOPTED	1 Budget For 2021-2022 Year			L I N E #
	Actual		10 Adopted Budget This Year 06/30/21			2021-2022 Proposed by Budget Officer	2021-2022 Approved by Budget Committee	2021-2022 Adopted by Governing Body	
	Audited Second Preceding Year 06/30/19	Unaudited First Preceding Year 06/30/20							
Tab 24			Tab 24		General Equipment Self-Insurance			Tab 24	
1	-	-	-	1	3.10-490.10-390.10-000-00	Reimbursement - Ins		-	1
2				2	3.10-490.10-390.88-221-00	IGS - 2.21 General Services		-	2
3	From Fund 2.81 2019-2020 Budget	35,438	-	3	3.10-490.10-391.00-000-00	Tran In - Fund 2.81 Gen Equip Self Ins		-	3
4		1,727	-	4	3.10-490.10-391.99-000-00	Allocated Interest		-	4
5			100,000	5	3.10-490.10-399.01-000-00	Assigned Fund Balance		-	5
6		87,165	100,000	6		TOTAL RESOURCES		-	6
7				7	3.10-490.10-490.00-430-00	Repair & Maint - Equipment		-	7
8				8	3.10-490.10-490.00-433-00	IGS - 2.21 Rep & Maint - Vehicles		-	8
9		21,399		9	3.10-490.10-490.00-434-00	Repair & Maint Vehicles		-	9
10				10	3.10-490.10-490.00-588-00	IGS - 2.22 Vehicle Replacement		-	10
11				11	3.10-490.10-490.00-610-00	Non-Cap Equipment Replacement		-	11
12		21,399		12		TOTAL MATERIALS & SERVICES		-	12
13			100,000	13	3.10-490.10-491.14-000-00	Tran To - 1.15 Road Fund		-	13
14			100,000	14		TOTAL TRANSFERS		-	14
15		21,399	100,000	15		TOTAL REQUIREMENTS		-	15
16		65,766		16		ENDING FUND BALANCE		-	16

REFERENCED ONLY

L	HISTORICAL DATA			10	L	410,000	1			L
	Actual		Adopted Budget This Year				Budget For 2021-2022 Year			
	Audited	Unaudited					2021-2022 Proposed by Budget Officer	2021-2022 Approved by Budget Committee	2021-2022 Adopted by Governing Body	
I N E #	Second Preceding Year	First Preceding Year	Adopted Budget This Year	I N E #	RESOURCE/REQUIREMENT DESCRIPTION ADOPTED				I N E #	
	6/30/2019	6/30/2020	6/30/2021	#	Account Number	Account Description				

Fund Summary

-	-	-	-		1. Total PERSONNEL Services.....	-	-	-
-	-	-	-		2. Total Materials and Services.....	364,407	364,407	364,407
-	-	-	-		3. Total Capital Outlay.....	131,500	131,500	131,500
-	-	-	-		5. Total Transfers.....	-	-	-
-	-	-	-		6. Total Contingencies.....	302,115	302,115	302,115
-	-	-	-		8. Total Unappropriated	100,000	100,000	100,000
-	-	-	-		9. Total Requirements (add lines 1 - 8).....	898,022	898,022	898,022
-	-	-	-		10. Total Resources Except Property Taxes.....	898,022	898,022	898,022
-	-	-	-			-	-	-

COUNTY CLERK RECORDS FUND

State Statutes 205.130

This fund is set up to keep and preserve all files and records of deeds and mortgages of real property, and a record of all maps, plats, contracts, powers of attorney, and other interests affecting the title to real property required or permitted by law to be recorded. The fund is the responsibility of the County Clerk, an elected official.

L I N E #	HISTORICAL DATA			L I N E #	RESOURCE/REQUIREMENT DESCRIPTION ADOPTED	1 Budget For 2021-2022 Year			L I N E #	
	Actual		10			2021-2022 Proposed by Budget Officer	2021-2022 Approved by Budget Committee	2021-2022 Adopted by Governing Body		
	Audited	Unaudited	Adopted Budget This Year							
Second Preceding Year 06/30/19	First Preceding Year 06/30/20	Adopted Budget This Year 06/30/21	Account Number	Account Description						
Tab 14			Tab 14		COUNTY CLERK RECORD FUND			Tab 14		
1	9,600	8,000	8,000	1	1.21-415.40-341.20-000-00	Fees - ORS Recording	5,500	5,500	5,500	1
2	24,000	20,000	20,000	2	1.21-415.40-341.20-000-04	Special Projects Special Revenue	24,000	24,000	24,000	2
3	24,000	20,000	20,000	3	1.21-415.40-341.20-000-05	Fees - Restore/Preservation	24,000	24,000	24,000	3
4	500	500	500	4	1.21-415.40-391.99-000-00	Allocated Interest	800	800	800	4
5	90,000	100,000	100,000	5	1.21-415.40-399.03-000-00	Restricted Fund Balance	140,000	140,000	140,000	5
6	148,100	148,500	148,500	6		TOTAL RESOURCES	194,300	194,300	194,300	6
7	-	7,200	7,200	7	1.21-415.40-490.00-120-00	Sal - Irregular	7,200	7,200	7,200	7
8	-	551	551	8	1.21-415.40-490.00-220-00	Ben - FICA	551	551	551	8
9	-	-	-	9	1.21-415.40-490.00-230-00	Ben - PERS - County Portion	-	-	-	9
10	-	-	54	10	1.21-415.40-490.00-250-00	Ben - Unemployment Insurance	54	54	54	10
11	-	7	7	11	1.21-415.40-490.00-260-00	Ben - Worker's Compensation	7	7	7	11
12	-	16	13	12	1.21-415.40-490.00-290-00	Ben - OR W/C Assessment	13	13	13	12
13	-	54	-	13	1.21-415.40-490.00-295-00	IGS - Unemp Self Ins Reserve	-	-	-	13
14	-	7,828	7,825	14		TOTAL PERSONNEL SERVICES	7,825	7,825	7,825	14
15	8,000	8,000	8,000	15	1.21-415.40-490.00-330-00	Pro Svcs - Tech	10,000	10,000	10,000	15
16	8,000	8,000	8,000	16	1.21-415.40-490.00-337-00	Records Restoration/Archiving	10,000	10,000	10,000	16
17	11,000	10,530	10,842	17	1.21-415.40-490.00-430-00	Rep & Maint - Equipment	10,842	10,842	10,842	17
18	1,900	2,000	2,000	18	1.21-415.40-490.00-609-00	Sup - Mandated Equipment	2,000	2,000	2,000	18
19	15,200	8,142	7,833	19	1.21-415.40-490.00-610-00	Sup - Non Capital Equipment	7,500	7,500	7,500	19
20	10,000	10,000	10,000	20	1.21-415.40-490.00-615-00	Other Materials & Services	-	-	-	20
21	54,100	46,672	46,675	21		TOTAL MATERIALS & SERVICES	40,342	40,342	40,342	21
22	90,000	90,000	90,000	22	1.21-415.40-490.00-850-00	Reserve for Future Expenditure	142,133	142,133	142,133	22
23	90,000	90,000	90,000	23		TOTAL UNAPPROPRIATED	142,133	142,133	142,133	23
24	4,000	4,000	4,000	24	1.21-415.40-491.08-000-00	Tran To - 1.10 GF Recording	4,000	4,000	4,000	24
25	4,000	4,000	4,000	25		TOTAL TRANSFERS	4,000	4,000	4,000	25
26	148,100	148,500	148,500	26		TOTAL REQUIREMENTS	194,300	194,300	194,300	26
27	-	-	-	27		ENDING FUND BALANCE	-	-	-	27

LAW LIBRARY

State Statutes 9.815

The county provides a wealth of resources to assist people in their research. Search state statutes, administrative rules, bills, court rulings, and other reference materials. The Law Library and its fund are managed by the District Attorney's Office.

Each of Oregon's 36 counties receive court filing fee receipts to fund their county law libraries. The primary purpose of the library is to provide legal collections and related services to attorneys and litigants.

<u>Position</u>	<u>Salary</u> <u>Range</u>	<u>FTE</u>
Office Manager	J	0.18
		0.18 Total

L I N E #	HISTORICAL DATA			L I N E #	RESOURCE/REQUIREMENT DESCRIPTION ADOPTED	Budget For 2021-2022 Year			L I N E #	
	Actual		10 Adopted Budget This Year 06/30/21			2021-2022 Proposed by Budget Officer	2021-2022 Approved by Budget Committee	2021-2022 Adopted by Governing Body		
	Audited	Unaudited								
Second Preceding Year 06/30/19	First Preceding Year 06/30/20									
Tab 14				Tab 14	LAW LIBRARY FUND				Tab 14	
1	21,698	22,733	22,000	1	1.25-412.50-335.15-000-00	Shared - St - Court Receipts	22,000	22,000	22,000	1
2	-	-	-	2	1.25-412.50-391.00-000-00	Special Projects Special Revenue	150	150	150	2
3	331	190	-	3	1.25-412.50-391.99-000-00	Allocated Interest	-	-	-	3
4	1,526	8,380	-	4	1.25-412.50-399.03-000-00	Restricted Fund Balance	10,386	10,386	10,386	4
5	23,555	31,304	22,000	5		TOTAL RESOURCES	32,536	32,536	32,536	5
6	9,078	9,746	9,969	6	1.25-412.50-490.00-110-00	Sal - Regular	10,741	10,741	10,741	6
7	2,484	2,763	2,808	7	1.25-412.50-490.00-213-00	Ben - Health Insurance	2,808	2,808	2,808	7
8	9	9	9	8	1.25-412.50-490.00-214-00	Ben - Life Insurance	9	9	9	8
9	670	728	763	9	1.25-412.50-490.00-220-00	Ben - FICA	822	822	822	9
10	1,015	1,496	1,541	10	1.25-412.50-490.00-230-00	Ben - PERS - County Portion	2,326	2,326	2,326	10
11	-	54	75	11	1.25-412.50-490.00-250-00	Ben - Unemployment Insurance	81	81	81	11
12	7	7	9	12	1.25-412.50-490.00-260-00	Ben - Worker's Compensation	10	10	10	12
13	8	8	8	13	1.25-412.50-490.00-290-00	Ben - OR W/C Assessment	8	8	8	13
14	66	-	-	14	1.25-412.50-490.00-295-00	IGS - Unemp Self Ins Reserve	-	-	-	14
15	13,338	14,811	15,182	15		TOTAL Personnel SERVICES	16,805	16,805	16,805	15
16	-	-	-	16	1.25-412.50-490.00-521-00	Gen Liability Ins	-	-	-	16
17	39	38	45	17	1.25-412.50-490.00-524-00	Property Ins	45	45	45	17
18	-	-	-	18	1.25-412.50-490.00-610-00	Non Cap-Furn/Equip	-	-	-	18
19	-	-	-	19	1.25-412.50-490.00-615-00	Other Materials & Svcs	-	-	-	19
20	461	3,857	4,308	20	1.25-412.50-490.00-640-00	Books & Periodicals	4,308	4,308	4,308	20
21	295	304	395	21	1.25-412.50-490.00-820-00	IGS - 2.20 Finance	365	365	365	21
22	120	124	196	22	1.25-412.50-490.00-821-00	IGS - 2.20 Payroll/HR	123	123	123	22
23	766	924	825	23	1.25-412.50-490.00-824-00	IGS - 2.20 Occupancy	1,486	1,486	1,486	23
24	295	444	615	24	1.25-412.50-490.00-826-00	IGS - 2.20 Info Tech	349	349	349	24
25	268	176	181	25	1.25-412.50-490.00-828-00	IGS - 2.20 BOC Office	138	138	138	25
26	113	240	253	26	1.25-412.50-490.00-830-00	IGS - 2.20 Commissioners	299	299	299	26
27	2,357	6,107	6,818	27		TOTAL MATERIALS & SERVICES	7,113	7,113	7,113	27
28	-	-	-	28	1.25-412.50-490.00-850-00	Reserve for Future Expenditure	8,618	8,618	8,618	28
29	-	-	-	29		TOTAL UNAPPROPRIATED	8,618	8,618	8,618	29
30	15,695	20,918	22,000	30		TOTAL REQUIREMENTS	32,536	32,536	32,536	30
31	7,860	10,386	-	31		ENDING FUND BALANCE	-	-	-	31

SHERIFF SPECIAL REVENUE

The Sheriff Special Revenue Fund is the responsibility of the County Sheriff, an elected official. The fund has ten sub-funds:

- Special Projects/Reserve
- Search & Rescue
- Marine Patrol
- Forest Patrol
- Harbor Substation
- Jail – Custody Services
- Civil/Criminal/Patrol
- Jail
- Communications (911)
- Parole & Probation

(Employee status information on the following page.)

Position	Salary Range	Civil/Criminal Patrol	SAR	FTE by Division					Position Totals
				Marine	Forest	Corrections	Communications	Parole/Probation	
Sheriff	Elected	0.40	0.10			0.25	0.15	0.10	1.00
Captain	LE15	0.30	0.25			0.10	0.20	0.15	1.00
Detective III	S6	2.00							2.00
Lieutenant	LE13	1.00				1.00		1.00	3.00
Sergeant II	S18	2.43	0.15	0.25	0.17			-	3.00
Road Deputy III	S3	2.00							2.00
Road Deputy II	S2	8.00							8.00
Road Deputy I	S1	5.00							5.00
Chief Civil Deputy	S15	1.00							1.00
Executive Administrative Assistant	S12	1.00							1.00
Marine Deputy III	S3			1.00					1.00
Forest Patrol Deputy	S3				1.00				1.00
Records Manager	S13	-					1.00		1.00
Corporal	S16					1.00			1.00
Corporal Intermediate	S16.5					1.00			1.00
Corrections Deputy II	S8					2.00			2.00
Corrections Deputy I	S7					9.00			9.00
Facilities Maintenance Worker	B					0.50			0.50
Jail Nurse						2 Irreg			-
Jail Nurse Practitioner						1 Irreg			-
Sergeant I	S17						1.00		1.00
Communications Deputy III	S12						1.00		1.00
Communications Deputy II	S11						1.00		1.00
Communications Deputy I	S10						5.00		5.00
Parole & Probation Officer III	S26							1.00	1.00
Parole & Probation Officer II	S25							1.00	1.00
P & P/Admin Assistant	S16.5							1.00	1.00
Division totals		23.13	0.50	1.25	1.17	14.85	9.35	4.25	54.50

L I N E #	HISTORICAL DATA			L I N E #	RESOURCE/REQUIREMENT DESCRIPTION ADOPTED	1 Budget For 2021-2022 Year			L I N E #
	Actual		10 Adopted Budget This Year 06/30/21			2021-2022 Proposed by Budget Officer	2021-2022 Approved by Budget Committee	2021-2022 Adopted by Governing Body	
	Audited Second Preceeding Year 06/30/19	Unaudited First Preceeding Year 06/30/20							
Tab 15				Tab 15	SHERIFF FUND				Tab 15
					Sheriff - Special Projects / Special Revenue Department				
1			184,000	1	1.28-421.20-335.80-000-00				1
2	-	-		2	1.28-421.20-342.90-000-00	-	-	-	2
3	7,188	-	4,000	3	1.28-421.20-364.00-000-00				3
4	3,375	15,550	4,000	4	1.28-421.20-364.09-000-00	4,000	4,000	4,000	4
5	19,770	13,050	20,000	5	1.28-421.20-380.00-000-00	1,500	1,500	1,500	5
6	-	194,178	2,000	6	1.28-421.20-390.00-000-11	182,000	182,000	182,000	6
7	-	-	-	7	1.28-421.20-391.12-000-00	-	-	-	7
8	-	-	-	8	1.28-421.20-399.03-000-00	-	-	-	8
9	-	-	-	9					9
10	18,223	46,328	-	10		350,000	350,000	350,000	10
11	48,556	269,106	214,000	11	TOTAL RESOURCES	537,500	537,500	537,500	11
12	-	-	-	12	1.28-421.20-490.00-110-00	-	-	-	12
13	-	-	-	13	1.28-421.20-490.00-120-00	-	-	-	13
14	-	-	-	14	1.28-421.20-490.00-130-00	-	-	-	14
15	-	-	-	15	1.28-421.20-490.00-213-00	-	-	-	15
16	-	-	-	16	1.28-421.20-490.00-213-10	-	-	-	16
17	-	-	-	17	1.28-421.20-490.00-214-00	-	-	-	17
18	-	-	-	18	1.28-421.20-490.00-220-00	-	-	-	18
19	-	-	-	19	1.28-421.20-490.00-230-00	-	-	-	19
20	-	-	-	20	1.28-421.20-490.00-260-00	-	-	-	20
21	-	-	-	21	1.28-421.20-490.00-290-00	-	-	-	21
22	-	-	-	22	TOTAL PERSONNEL SERVICES	-	-	-	22
23	-	-	-	23	1.28-421.20-490.00-310-00	10,000	10,000	10,000	23
24	-	-	-	24	1.28-421.20-490.00-610.01	40,000	40,000	40,000	24
25	-	-	-	25	1.28-421.20-490.00-581-00	-	-	-	25
26	-	-	-	26	1.28-421.20-490.00-606-00	-	-	-	26
27	-	22,367	79,000	27	1.28-421.20-490.00-610-00	85,000	85,000	85,000	27
28	2,228	25,000	1,000	28	1.28-421.20-490.00-615-00	35,000	35,000	35,000	28
29	2,228	47,367	80,000	29	TOTAL MATERIALS & SERVICES	170,000	170,000	170,000	29
30	-	-	134,000	30	1.28-421.20-496.00-000-00	367,500	367,500	367,500	30
31	-	-	134,000	31	TOTAL CONTINGENCY	367,500	367,500	367,500	31
32	2,228	47,367	214,000	32	TOTAL REQUIREMENTS	537,500	537,500	537,500	32
33	46,328	221,739	-	33	ENDING FUND BALANCE	-	-	-	33

L I N E #	HISTORICAL DATA			L I N E #	RESOURCE/REQUIREMENT DESCRIPTION ADOPTED	1 Budget For 2021-2022 Year			L I N E #	
	Actual		10 Adopted Budget This Year 06/30/21			2021-2022 Proposed by Budget Officer	2021-2022 Approved by Budget Committee	2021-2022 Adopted by Governing Body		
	Audited	Unaudited								
Second Preceeding Year 06/30/19	First Preceeding Year 06/30/20									
Tab 15				Tab 15	Sheriff- Search & Rescue Department				Tab 15	
2	-	-	-	2	1.28-421.21-342.10-000-00	Fees - Special Service Charges	-	-	-	2
3	12,753	4,225	-	3	1.28-421.21-364.00-000-00	SAR Donations - General Purpose	500	500	500	3
4	3,250	8,990	-	4	1.28-421.21-364.00-000-10	SAR Donations - Specific Purpose	-	-	-	4
5	-	-	-	5	1.28-421.21-364.00-000-11	CORSAR Host Fee	-	-	-	5
6	-	75,000	119,434	6	1.28-421.21-391.00-000-00	Tran In - 1.10 Gen Fund Other Req/Non Dept	128,314	128,314	128,314	6
6	-	-	-	6	1.28-421.21-391.26-000-XX	Tran In - Title III Prior to 2008	-	-	-	6
7	-	-	-	7	1.28-421.21-391.26-000-08	Tran In - Title III DOI 1213-13	-	-	-	7
8	38,156	-	-	8	1.28-421.21-391.26-000-13	Tran In - Title III USDA NEW 1213-13	-	-	-	8
9	-	-	-	9	1.28-421.21-391.26-000-14	Tran In - Title III USDA 1314-14	-	-	-	9
10	10,646	8,818	-	10	1.28-421.21-391.99-000-00	Allocated Interest	-	-	-	10
11	-	-	-	11	1.28-421.21-392.20-000-00	Equipment Sales	-	-	-	11
12	11,826	2,495	-	12	1.28-421.21-399.03-000-00	Restricted Fund Balance	-	-	-	12
13	76,632	99,528	119,434	13		TOTAL RESOURCES	128,814	128,814	128,814	13
14	8,851	9,181	9,113	14	1.28-421.21-490.00-105-00	Sal - Elected	10,239	10,239	10,239	14
15	30,458	29,909	34,968	15	1.28-421.21-490.00-110-00	Sal - Regular	37,443	37,443	37,443	15
16	280	14	1,000	16	1.28-421.21-490.00-130-00	Sal - Overtime	1,000	1,000	1,000	16
17	240	314	-	17	1.28-421.21-490.00-140-00	Sal - Holiday	-	-	-	17
18	6,963	6,404	13,560	18	1.28-421.21-490.00-213-00	Ben - Health Insurance	8,033	8,033	8,033	18
19	90	43	90	19	1.28-421.21-490.00-213-10	Ben - Health Reimbursement Account	90	90	90	19
20	50	44	52	20	1.28-421.21-490.00-214-00	Ben - Life Insurance	52	52	52	20
21	2,965	3,006	3,449	21	1.28-421.21-490.00-220-00	Ben - FICA	3,724	3,724	3,724	21
22	630	4,669	2,675	22	1.28-421.21-490.00-230-00	Ben - PERS - County Portion	13,658	13,658	13,658	22
23	-	76	270	23	1.28-421.21-490.00-250-00	Ben - Unemployment Insurance	288	288	288	23
24	614	562	809	24	1.28-421.21-490.00-260-00	Ben - Worker's Compensation	876	876	876	24
25	25	17	23	25	1.28-421.21-490.00-290-00	Ben - OR W/C Assessment	23	23	23	25
26	221	-	-	26	1.28-421.21-490.00-295-00	IGS - 3.10 Unemp Self Ins Reserve	-	-	-	26
27	51,388	54,241	66,009	27		TOTAL PERSONNEL SERVICES	75,426	75,426	75,426	27
28	716	325	3,000	28	1.28-421.21-490.00-310-00	Pro Svcs - Training & Ed	5,500	5,500	5,500	28
29	-	-	-	29	1.28-421.21-490.00-311-00	Pro Svcs - Training CORSAR	-	-	-	29
30	1,579	597	3,000	30	1.28-421.21-490.00-430-00	Rep & Maint - Equipment	3,000	3,000	3,000	30
31	5,160	5,590	5,400	31	1.28-421.21-490.00-441-00	Rental Building	5,400	5,400	5,400	31
32	500	513	636	32	1.28-421.21-490.00-521-00	Gen Liab Ins	-	-	-	32

L I N E #	HISTORICAL DATA			L I N E #	RESOURCE/REQUIREMENT DESCRIPTION ADOPTED	1 Budget For 2021-2022 Year			L I N E #
	Actual		10 Adopted Budget This Year 06/30/21			2021-2022 Proposed by Budget Officer	2021-2022 Approved by Budget Committee	2021-2022 Adopted by Governing Body	
	Audited	Unaudited							
Second Preceeding Year 06/30/19	First Preceeding Year 06/30/20		Account Number	Account Description					
Tab 1	387	705	228	1.28-421.21-490.00-524-00	Property Insurance	-	-	-	Tab 15
1	490	126	500	1.28-421.21-490.00-580-00	Travel - Meals & Lodging	500	500	500	1
2	1,786	1,539	7,500	1.28-421.21-490.00-581-00	IGS - Assigned Vehicles	8,000	8,000	8,000	2
3	12	-	2,000	1.28-421.21-490.00-602-00	Sup - Uniforms	2,000	2,000	2,000	3
4	215	601	1,500	1.28-421.21-490.00-606-00	Event Food	1,500	1,500	1,500	4
5	9,370	7,598	5,000	1.28-421.21-490.00-610-00	Sup - Non-Cap Equip	5,000	5,000	5,000	5
6	2,077	177	5,000	1.28-421.21-490.00-615-00	Other Materials & Supplies	5,000	5,000	5,000	6
7	1,469	1,311	2,000	1.28-421.21-490.00-622-00	Util - Electricity	2,000	2,000	2,000	7
8	-	-	5,000	1.28-421.21-490.00-690-18	Other - Tittle III USDA / FS	5,000	5,000	5,000	8
9	1,470	1,316	2,195	1.28-421.21-490.00-820-00	IGS - 2.20 Finance	2,073	2,073	2,073	9
10	595	532	1,090	1.28-421.21-490.00-821-00	IGS - 2.20 Payroll/HR	701	701	701	10
11	1,406	1,248	1,635	1.28-421.21-490.00-822-00	IGS - 2.20 Counsel	1,345	1,345	1,345	11
12	-	-	-	1.28-421.21-490.00-824-00	IGS - 2.20 Occupancy	-	-	-	12
13	1,470	1,908	3,423	1.28-421.21-490.00-826-00	IGS - 2.20 Info Tech	1,985	1,985	1,985	13
14	1,299	756	1,006	1.28-421.21-490.00-828-00	IGS - 2.20 BOC Office	782	782	782	14
15	562	1,028	1,410	1.28-421.21-490.00-830-00	IGS - 2.20 Commissioners	1,700	1,700	1,700	15
16	1,725	906	1,902	1.28-421.21-490.00-837-04	IGS - 1.37 Towers Maint	1,902	1,902	1,902	16
17	32,288	26,776	53,425		TOTAL MATERIALS & SERVICES	53,388	53,388	53,388	17
18	-	-	-	1.28-421.21-491.08-000-00	Tran To - 1.10 GF 421.21 SAR	-	-	-	18
19	-	-	-		TOTAL TRANSFERS	-	-	-	19
20	-	-	-	1.28-421.21-496.00-000-00	Operating Contingency	-	-	-	20
21	-	-	-		TOTAL CONTINGENCY	-	-	-	21
22	83,676	81,017	119,434		TOTAL REQUIREMENTS	128,814	128,814	128,814	22
23	(7,044)	18,511	-		ENDING FUND BALANCE	-	-	-	23

L I N E #	HISTORICAL DATA			L I N E #	RESOURCE/REQUIREMENT DESCRIPTION ADOPTED	1 Budget For 2021-2022 Year			L I N E #	
	Actual		10 Adopted Budget This Year 06/30/21			2021-2022 Proposed by Budget Officer	2021-2022 Approved by Budget Committee	2021-2022 Adopted by Governing Body		
	Audited	Unaudited								
Second Preceding Year 06/30/19	First Preceding Year 06/30/20		Account Number	Account Description						
Tab 15			Tab 15	Sheriff- Marine Patrol Department			Tab 15			
1	190,818	142,568	169,166	1	1.28-421.23-334.00-000-00	Gr-St - OSMB - Boating Safety	183,331	183,331	183,331	1
2	-	-	-	2	1.28-421.23-334.02-000-00	Gr-St - Marine Safety Officer	-	-	-	2
			70,000		1.28-421.23-389.00-000-00	Reimbursement - Misc				
3	4,634	1,641	-	3	1.28-421.23-390.00-000-00	OSMB AIS Inspect Reimburse	-	-	-	3
4	-	-	-	4	1.28-421.23-390.00-000-10	OSMB OT	-	-	-	4
5	-	10,446	28,550	5	1.28-421.23-391.00-000-00	Tran In - 1.10 Gen Fund Other Req/Non Dept	12,849	12,849	12,849	5
6	-	-	-	6	1.28-421.23-391.26-000-13	Tran In - Title III USDA NEW 1213-13	-	-	-	6
7	-	-	-	7	1.28-421.23-391.99-000-00	Allocated Interest	-	-	-	7
8	-	-	-	8	1.28-421.23-399.03-000-00	Restricted Fund Balance	-	-	-	8
9	195,452	154,656	267,716	9		TOTAL RESOURCES	196,180	196,180	196,180	9
10	108,429	83,457	89,888	10	1.28-421.23-490.00-110-00	Sal - Regular	92,840	92,840	92,840	10
11	9,590	1,841	-	11	1.28-421.23-490.00-120-00	Sal - Irregular	1,750	1,750	1,750	11
12	1,958	1,374	1,750	12	1.28-421.23-490.00-130-00	Sal - Overtime	2,400	2,400	2,400	12
13	2,319	2,032	2,400	13	1.28-421.23-490.00-140-00	Sal - Holiday	-	-	-	13
14	25,279	17,971	25,750	14	1.28-421.23-490.00-213-00	Ben - Health Insurance	21,438	21,438	21,438	14
15	984	677	750	15	1.28-421.23-490.00-213-10	Ben - Health Reimbursement Account	750	750	750	15
16	170	117	130	16	1.28-421.23-490.00-214-00	Ben - Life Insurance	130	130	130	16
17	9,395	6,823	7,194	17	1.28-421.23-490.00-220-00	Ben - FICA	7,420	7,420	7,420	17
18	14,394	20,038	23,311	18	1.28-421.23-490.00-230-00	Ben - PERS - County Portion	27,321	27,321	27,321	18
19	-	333	705	19	1.28-421.23-490.00-250-00	Ben - Unemployment Insurance	727	727	727	19
20	1,442	1,083	1,408	20	1.28-421.23-490.00-260-00	Ben - Worker's Compensation	1,452	1,452	1,452	20
21	94	47	57	21	1.28-421.23-490.00-290-00	Ben - OR W/C Assessment	57	57	57	21
22	823	-	-	22	1.28-421.23-490.00-295-00	IGS - 3.10 Unemp Self Ins Reserve	-	-	-	22
23	174,877	135,793	153,343	23		TOTAL PERSONNEL SERVICES	156,285	156,285	156,285	23
24	425	75	750	24	1.28-421.23-490.00-310-00	Pro Svcs - Training & Ed	750	750	750	24
25	918	804	900	25	1.28-421.23-490.00-416-00	Util - Cellular Telephone	900	900	900	25
26	2,943	538	3,000	26	1.28-421.23-490.00-430-00	Rep & Maint - Equipment	3,000	3,000	3,000	26
27	1,226	1,262	1,250	27	1.28-421.23-490.00-441-00	Rental Building	1,250	1,250	1,250	27
28	1,763	1,526	1,843	28	1.28-421.23-490.00-521-00	Gen Liab Ins	1,900	1,900	1,900	28
29	129	127	129	29	1.28-421.23-490.00-522-00	Auto Ins - SO Marine	130	130	130	29
30	51	6	7	30	1.28-421.23-490.00-524-00	Property Insurance	7	7	7	30
31	956	385	750	31	1.28-421.23-490.00-580-00	Travel - Meals & Lodging	750	750	750	31

L I N E #	HISTORICAL DATA			L I N E #	RESOURCE/REQUIREMENT DESCRIPTION ADOPTED	1 Budget For 2021-2022 Year			L I N E #	
	Actual		Adopted Budget This Year 06/30/21			2021-2022 Proposed by Budget Officer	2021-2022 Approved by Budget Committee	2021-2022 Adopted by Governing Body		
	Second Preceeding Year 06/30/19	First Preceeding Year 06/30/20								
1	13,346	6,464	11,000	1	1.28-421.23-490.00-581-00	IGS - Assigned Vehicles	11,000	11,000	11,000	1
2	172	171	300	2	1.28-421.23-490.00-602-00	Sup - Uniforms	300	300	300	2
3	-	-	500	3	1.28-421.23-490.00-610-00	Sup - Non-Cap Equip	500	500	500	3
4	411	373	500	4	1.28-421.23-490.00-615-00	Other Materials & Supplies	500	500	500	4
5	829	755	1,000	5	1.28-421.23-490.00-622-00	Util - Electricity	1,200	1,200	1,200	5
6	2,205	1,428	4,000	6	1.28-421.23-490.00-626-00	Sup - Mtr Veh - Gas	4,000	4,000	4,000	6
7	2,828	2,232	3,633	7	1.28-421.23-490.00-820-00	IGS - 2.20 Finance	3,157	3,157	3,157	7
8	1,143	900	1,804	8	1.28-421.23-490.00-821-00	IGS - 2.20 Payroll/HR	1,068	1,068	1,068	8
9	2,707	2,120	2,707	9	1.28-421.23-490.00-822-00	IGS - 2.20 Counsel	2,048	2,048	2,048	9
10	2,827	3,240	5,667	10	1.28-421.23-490.00-826-00	IGS - 2.20 Info Tech	3,022	3,022	3,022	10
11	2,500	1,284	1,665	11	1.28-421.23-490.00-828-00	IGS - 2.20 BOC Office	1,190	1,190	1,190	11
12	1,082	1,748	2,334	12	1.28-421.23-490.00-830-00	IGS - 2.20 Commissioners	2,589	2,589	2,589	12
13	575	302	634	13	1.28-421.23-490.00-837-04	IGS - 1.37 Towers Maint	634	634	634	13
14	39,035	25,741	44,373	14		TOTAL MATERIALS & SERVICES	39,895	39,895	39,895	14
15	-	-	70,000	15	1.28-421.23-490.00-741-00	Capital Equipment	-	-	-	15
16			70,000	16		TOTAL CAPITAL OUTLAY	49,378	49,378	49,378	16
15	-	-	-	15	1.28-421.23-496.00-000-00	Operating Contingency	-	-	-	15
16	-	-	-	16		TOTAL CONTINGENCY	-	-	-	16
17	213,912	161,534	267,716	17		TOTAL REQUIREMENTS	196,180	196,180	196,180	17
18	(18,460)	(6,879)	-	18		ENDING FUND BALANCE	-	-	-	18

L I N E #	HISTORICAL DATA			L I N E #	RESOURCE/REQUIREMENT DESCRIPTION ADOPTED	1 Budget For 2021-2022 Year			L I N E #	
	Actual		Adopted Budget This Year 06/30/21			2021-2022 Proposed by Budget Officer	2021-2022 Approved by Budget Committee	2021-2022 Adopted by Governing Body		
	Audited	Unaudited								
	Second Preceding Year 06/30/19	First Preceding Year 06/30/20								
Tab 15			Tab 15		Sheriff- Forest Patrol Department			Tab 15		
1	67,001	70,924	37,840	1	1.28-421.24-331.00-000-00	Gr-Fed - USDA Forest	37,840	37,840	37,840	1
2	74,244	74,167	74,288	2	1.28-421.24-342.10-000-00	Service Charge-Timber Company	74,288	74,288	74,288	2
3	-	-	-	3	1.28-421.24-391.99-000-00	Allocated Interest	-	-	-	3
4	92,237	118,347	118,000	4	1.28-421.24-399.03-000-00	Restricted Fund Balance	72,000	72,000	72,000	4
5	233,482	263,437	230,128	5		TOTAL RESOURCES	184,128	184,128	184,128	5
6	62,825	75,284	82,217	6	1.28-421.24-490.00-110-00	Sal - Regular	85,048	85,048	85,048	6
7	966	11,114	1,000	7	1.28-421.24-490.00-130-00	Sal - Overtime	1,000	1,000	1,000	7
8	1,516	1,793	1,400	8	1.28-421.24-490.00-140-00	Sal - Holiday	1,400	1,400	1,400	8
9	16,357	22,247	24,966	9	1.28-421.24-490.00-213-00	Ben - Health Insurance	20,066	20,066	20,066	9
10	636	842	702	10	1.28-421.24-490.00-213-10	Ben - Health Reimbursement Account	702	702	702	10
11	110	139	121	11	1.28-421.24-490.00-214-00	Ben - Life Insurance	121	121	121	11
12	4,975	6,738	6,473	12	1.28-421.24-490.00-220-00	Ben - FICA	6,690	6,690	6,690	12
13	9,516	15,994	17,000	13	1.28-421.24-490.00-230-00	Ben - PERS - County Portion	22,754	22,754	22,754	13
14	-	339	635	14	1.28-421.24-490.00-250-00	Ben - Unemployment Insurance	656	656	656	14
15	970	1,172	1,560	15	1.28-421.24-490.00-260-00	Ben - Worker's Compensation	1,612	1,612	1,612	15
16	52	46	54	16	1.28-421.24-490.00-290-00	Ben - OR W/C Assessment	54	54	54	16
17	427	-	-	17	1.28-421.24-490.00-295-00	IGS - 3.10 Unemp Self Ins Reserve	-	-	-	17
18	98,348	135,709	136,128	18		TOTAL PERSONNEL SERVICES	140,103	140,103	140,103	18
19	250	-	500	19	1.28-421.24-490.00-310-00	Pro Svcs - Training & Ed	500	500	500	19
20	434	442	450	20	1.28-421.24-490.00-416-00	Util - Cellular Telephone	450	450	450	20
21	697	1,459	2,500	21	1.28-421.24-490.00-430-00	Rep & Maint - Equipment	2,500	2,500	2,500	21
22	649	954	1,189	22	1.28-421.24-490.00-521-00	Gen Liab Ins	1,189	1,189	1,189	22
23	43	42	43	23	1.28-421.24-490.00-522-00	Auto Liability Insurance	45	45	45	23
24	84	-	200	24	1.28-421.24-490.00-580-00	Travel - Meals & Lodging	200	200	200	24
25	7,685	5,705	10,500	25	1.28-421.24-490.00-581-00	IGS - Assigned Vehicles	10,500	10,500	10,500	25
26	-	3,899	500	26	1.28-421.24-490.00-602-00	Sup - Uniforms	500	500	500	26
27	-	2,438	5,000	27	1.28-421.24-490.00-610-00	Sup - Non-Cap Equip	5,000	5,000	5,000	27
28	-	16	1,000	28	1.28-421.24-490.00-615-00	Other Materials & Supplies	-	-	-	28
29	1,501	1,896	3,190	29	1.28-421.24-490.00-820-00	IGS - 2.20 Finance	2,775	2,775	2,775	29
30	606	764	1,584	30	1.28-421.24-490.00-821-00	IGS - 2.20 Payroll/HR	939	939	939	30
31	1,437	1,800	2,376	31	1.28-421.24-490.00-822-00	IGS - 2.20 Counsel	1,800	1,800	1,800	31
32	1,500	2,748	4,975	32	1.28-421.24-490.00-826-00	IGS - 2.20 Info Tech	2,657	2,657	2,657	32
33	1,326	1,088	1,461	33	1.28-421.24-490.00-828-00	IGS - 2.20 BOC Office	1,047	1,047	1,047	33
34	574	1,484	2,049	34	1.28-421.24-490.00-830-00	IGS - 1.11 Commissioners	2,276	2,276	2,276	34
35	16,786	24,735	37,517	35		TOTAL MATERIALS & SERVICES	32,378	32,378	32,378	35
36	-	-	56,483	36	1.28-421.24-496.00-000-00	Operating Contingency	11,647	11,647	11,647	36
37	-	-	56,483	37		TOTAL CONTINGENCY	11,647	11,647	11,647	37
38	115,135	160,444	230,128	38		TOTAL REQUIREMENTS	184,128	184,128	184,128	38
39	118,347	102,994	-	39		ENDING FUND BALANCE	-	-	-	39

L I N E #	HISTORICAL DATA			L I N E #	RESOURCE/REQUIREMENT DESCRIPTION ADOPTED	1 Budget For 2021-2022 Year			L I N E #	
	Actual		10 Adopted Budget This Year 06/30/21			2021-2022 Proposed by Budget Officer	2021-2022 Approved by Budget Committee	2021-2022 Adopted by Governing Body		
	Audited	Unaudited								
Tab 15				Tab 15	Sheriff - Jail Custody Services Department				Tab 15	
1	5,390	638	6,000	1	1.28-421.26-342.80-000-00	Sales - Commissary	6,000	6,000	6,000	1
2	-	-	-	2	1.28-421.26-389.00-000-00	Pay Phone Revenue	-	-	-	2
3	-	-	-	3	1.28-421.26-390.88-110-00	IGS - 1.10 - Adult P&P	-	-	-	3
4	55,790	49,046	55,790	4	1.28-421.26-399.03-000-00	Restricted Fund Balance	55,790	55,790	55,790	4
5	61,180	49,684	61,790	5		TOTAL RESOURCES	61,790	61,790	61,790	5
6	-	45	3,500	6	1.28-421.26-490.00-310-00	Custody Training & Education	3,500	3,500	3,500	6
7	419	1,055	3,000	7	1.28-421.26-490.00-335-00	Custody Services - General	5,000	5,000	5,000	7
8	1,573	485	5,000	8	1.28-421.26-490.00-342-00	Custody - Client Services	-	-	-	8
9	5,747	3,837	6,500	9	1.28-421.26-490.00-609-00	Custody - Supplies Other	-	-	-	9
10	4,235	2,335	8,000	10	1.28-421.26-490.00-615-00	Custody - Other Mtls & Srvc	2,000	2,000	2,000	10
11	160	-	5,000	11	1.28-421.26-490.00-619-00	Supplies - Commissary	5,000	5,000	5,000	11
12	12,134	7,757	31,000	12		TOTAL MATERIALS & SERVICES	15,500	15,500	15,500	12
13	-	-	30,790	13	1.28-421.26-496.00-000-00	Operating Contingency	46,290	46,290	46,290	13
14	-	-	30,790	14		TOTAL CONTINGENCY	46,290	46,290	46,290	14
15	12,134	7,757	61,790	15		TOTAL REQUIREMENTS	61,790	61,790	61,790	15
16	49,046	41,927	-	16		ENDING FUND BALANCE	-	-	-	16

L I N E #	HISTORICAL DATA			L I N E #	RESOURCE/REQUIREMENT DESCRIPTION ADOPTED	1 Budget For 2021-2022 Year			L I N E #	
	Actual		10 Adopted Budget This Year 06/30/21			2021-2022 Proposed by Budget Officer	2021-2022 Approved by Budget Committee	2021-2022 Adopted by Governing Body		
	Audited Second Preceding Year 06/30/19	Unaudited First Preceding Year 06/30/20								
Tab 15			Tab 15	Sheriff-Civil / Criminal / Patrol Department					Tab 15	
1	-	-	20,000	1	1.28-421.27-322.40-000-00	Permits - Weapons	20,000	20,000	20,000	1
2			-	2	1.28-421.27-334.20-000-00	Grant-OSSA		-	-	2
3	From Fund 1.10 2020-2021 Budget		30,000	3	1.28-421.27-341.10-000-00	Fees - Civil Charges	30,000	30,000	30,000	3
4			-	4	1.28-421.27-341.11-000-00	Fees - Restitution		-	-	4
5			3,500	5	1.28-421.27-341.40-000-00	Printing & Duplicating	3,000	3,000	3,000	5
6			-	6	1.28-421.27-341.49-000-00	Fees - Other		-	-	6
7			-	7	1.28-421.27-342.11-000-00	Svc Charge - Transport		-	-	7
8			500	8	1.28-421.27-380.00-000-00	Misc Revenue		-	-	8
9			-	9	1.28-421.27-390.00-000-00	Reimbursement - Misc		-	-	9
10			2,465,992	10	1.28-421.27-391.00-110-00	Tran In - 1.10 Gen Fund Other Req/Non Dept	573,369	573,369	573,369	10
11			-	11	1.28-421.27-391.15-000-15	Tran In - 1.15 Road Capital Improv	2,253,182	2,253,182	2,253,182	11
12			100,000	12	1.28-421.27-313.00-000-00	Tran In - 1.90 Vacant Property Registration	87,500	87,500	87,500	12
13			100,000	13	1.28-421.27-391.90-000-00	Tran In - 1.90 TLT Revenues	212,500	212,500	212,500	13
14			5,000	14	1.28-421.27-391.17-000-50	Tran In - 2.17 County Parks	5,000	5,000	5,000	14
15			2,724,992	15	TOTAL RESOURCES		3,184,551	3,184,551	3,184,551	15
16			37,550	16	1.28-421.27-490.00-105-00	Sal - Elected	40,955	40,955	40,955	16
17			1,269,707	17	1.28-421.27-490.00-110-00	Sal - Regular	1,412,852	1,412,852	1,412,852	17
18			30,000	18	1.28-421.27-490.00-130-00	Sal - Overtime	30,000	30,000	30,000	18
19			8,000	19	1.28-421.27-490.00-140-00	Sal - Holiday	8,000	8,000	8,000	19
20			333,404	20	1.28-421.27-490.00-213-00	Ben - Health Insurance	361,295	361,295	361,295	20
21			10,908	21	1.28-421.27-490.00-213-10	Ben - Health Reimburse Agreement	11,658	11,658	11,658	21
22			1,930	22	1.28-421.27-490.00-214-00	Ben - Life Insurance	2,024	2,024	2,024	22
23			102,912	23	1.28-421.27-490.00-220-00	Ben - FICA	114,123	114,123	114,123	23
24			221,162	24	1.28-421.27-490.00-230-00	Ben - PERS - County Portion	392,726	392,726	392,726	24
25			9,808	25	1.28-421.27-490.00-250-00	Ben - Unemployment Insurance	10,881	10,881	10,881	25
26			24,164	26	1.28-421.27-490.00-260-00	Ben - Worker's Compensation	26,882	26,882	26,882	26
27			1,023	27	1.28-421.27-490.00-290-00	Ben - OR W/C Assessment	1,080	1,080	1,080	27
28			-	28	1.28-421.27-490.00-295-00	IGS - 3.10 Unemp Self Ins Reserve		-	-	28
29			2,050,568	29	TOTAL PERSONNEL SERVICES		2,412,476	2,412,476	2,412,476	29
30			6,000	30	1.28-421.27-490.00-310-00	Pro Svcs - Training & Ed	6,000	6,000	6,000	30
31			1,200	31	1.28-421.27-490.00-320-00	Pro Svcs - Doctors	6,000	6,000	6,000	31
32			20,000	32	1.28-421.27-490.00-330-00	Pro Svcs - General	29,500	29,500	29,500	32
33			750	33	1.28-421.27-490.00-340-00	Pro Svcs - Medical Lab	750	750	750	33

L I N E #	HISTORICAL DATA			L I N E #	RESOURCE/REQUIREMENT DESCRIPTION ADOPTED	1 Budget For 2021-2022 Year			L I N E #	
	Actual		10 Adopted Budget This Year 06/30/21			2021-2022 Proposed by Budget Officer	2021-2022 Approved by Budget Committee	2021-2022 Adopted by Governing Body		
	Audited Second Preceeding Year 06/30/19	Unaudited First Preceeding Year 06/30/20								
1	-	-	150	1	1.28-421.27-490.00-390-00	Pro Svcs - Bank Fees	150	150	150	1
2	-	-	10,000	2	1.28-421.27-490.00-416-00	Util - Cellular Telephone	15,000	15,000	15,000	2
3	-	-	-	3	1.28-421.27-490.00-421-00	Util-Waste Disposal	-	-	-	3
4	-	-	7,500	4	1.28-421.27-490.00-430-00	Rep & Maint - Equipment	7,500	7,500	7,500	4
5	-	-	30,118	5	1.28-421.27-490.00-521-00	Gen Liab Ins	30,000	30,000	30,000	5
6	-	-	2,724	6	1.28-421.27-490.00-524-00	Property Insurance	3,000	3,000	3,000	6
7	-	-	500	7	1.28-421.27-490.00-542-00	Advertising - Other	500	500	500	7
8	-	-	5,000	8	1.28-421.27-490.00-550-00	Copying & Printing	5,000	5,000	5,000	8
9	-	-	6,000	9	1.28-421.27-490.00-580-00	Travel - Meals & Lodging	6,000	6,000	6,000	9
10	-	-	138,000	10	1.28-421.27-490.00-581-00	IGS - Assigned Vehicles	150,000	150,000	150,000	10
11	-	-	200	11	1.28-421.27-490.00-582-00	IGS - Motor Pool	200	200	200	11
12	-	-	500	12	1.28-421.27-490.00-583-00	Travel Mileage Allowance	500	500	500	12
13	-	-	42,500	13	1.28-421.27-490.00-588-00	IGS - Vehicle Replacement	100,000	100,000	100,000	13
14	-	-	5,000	14	1.28-421.27-490.00-595-00	Postage	5,000	5,000	5,000	14
15	-	-	6,000	15	1.28-421.27-490.00-600-00	Sup - Office	6,000	6,000	6,000	15
16	-	-	12,000	16	1.28-421.27-490.00-602-00	Sup - Uniforms	12,000	12,000	12,000	16
17	-	-	1,000	17	1.28-421.27-490.00-603-00	Sup-Janitorial	1,500	1,500	1,500	17
18	-	-	1,500	18	1.28-421.27-490.00-606-00	Sup-Event Food	1,500	1,500	1,500	18
19	-	-	37,500	19	1.28-421.27-490.00-610-00	Sup - Non-Capital Equipment	32,500	32,500	32,500	19
20	-	-	22,500	20	1.28-421.27-490.00-610-10	Sup - Non-Cap Law Equipment	22,500	22,500	22,500	20
21	-	-	15,000	21	1.28-421.27-490.00-615-00	Other Materials & Services	15,000	15,000	15,000	21
22	-	-	1,200	22	1.28-421.27-490.00-650-00	Dues - Membership	1,200	1,200	1,200	22
23	-	-	48,969	23	1.28-421.27-490.00-820-00	IGS - 2.20 Finance	49,494	49,494	49,494	23
24	-	-	24,315	24	1.28-421.27-490.00-821-00	IGS - 2.20 Payroll/HR	16,740	16,740	16,740	24
25	-	-	36,483	25	1.28-421.27-490.00-822-00	IGS - 2.20 Counsel	32,108	32,108	32,108	25
26	-	-	60,286	26	1.28-421.27-490.00-824-00	IGS - 2.20 Occupancy	108,514	108,514	108,514	26
27	-	-	76,374	27	1.28-421.27-490.00-826-00	IGS - 2.20 IT/Telecom	47,391	47,391	47,391	27
28	-	-	22,437	28	1.28-421.27-490.00-828-00	IGS - 2.20 BOC Office	18,664	18,664	18,664	28
29	-	-	31,450	29	1.28-421.27-490.00-830-00	IGS - 2.20 Commissioners	40,596	40,596	40,596	29
30	-	-	1,268	30	1.28-421.27-490.00-837-04	IGS - 1.37 Towers Maint	1,268	1,268	1,268	30
31	-	-	674,424	31		TOTAL MATERIALS & SERVICES	772,075	772,075	772,075	31
32	-	-	2,724,992	32		TOTAL REQUIREMENTS	3,184,551	3,184,551	3,184,551	32
33	-	-	-	33		CONTRIBUTION TO/(FROM) FUND	-	-	-	33

L I N E #	HISTORICAL DATA			10 Adopted Budget This Year 06/30/20
	Actual		10	
	Audited	Unaudited		
	Second Preceding Year 06/30/18	First Preceding Year 06/30/19		

Tab 9			
1	24,370	24,015	20,000
2	2,712	-	-
3	34,418	31,658	30,000
4	-	-	-
5	2,725	2,935	3,500
6	400	220	-
7	100	100	-
8	-	-	-
9	-	-	-
10	-	1,231	500
11	-	-	-
12	-	481,260	1,243,550
13	64,725	541,420	1,297,550
14	35,330	35,405	36,452
15	647,519	746,013	1,211,153
16	13,546	27,881	30,000
17	11,765	9,762	8,000
18	171,504	210,445	315,312
19	6,637	7,837	10,658
20	1,145	1,277	1,866
21	54,270	61,622	98,349
22	77,069	79,676	217,654
23	-	-	-
24	11,603	11,589	20,776
25	633	681	1,166
26	4,968	6,709	9,369
27	1,035,990	1,198,896	1,960,755

L I N E # T	RESOURCE/REQUIREMENT DESCRIPTION		1			0.75% L I N E #
	ADOPTED		Budget For 2020-2021 Year			
	Account Number	Account Description	2020-2021 Proposed by Budget Officer	2020-2021 Approved by Budget Committee	Adopted by Governing Body	

Tab 9						
GENERAL FUND - Sheriff-Civil / Criminal / Patrol Dept						
1	1.10-421.20-322.40-000-00	Permits - Weapons	-	-	-	1
2	1.10-421.20-334.20-000-00	Grant-OSSA	-	-	-	2
3	1.10-421.20-341.10-000-00	Fees - Civil Charges	-	-	-	3
4	1.10-421.20-341.11-000-00	Fees - Restitution	-	-	-	4
5	1.10-421.20-341.40-000-00	Printing & Duplicating	-	-	-	5
6	1.10-421.20-341.49-000-00	Fees - Other	-	-	-	6
7	1.10-421.20-342.11-000-00	Svc Charge - Transport	-	-	-	7
8		Transient Lodging Tax	-	-	-	8
9		Vacant Property Registration (30%)	-	-	-	9
10	1.10-421.20-380.00-000-00	Misc Revenue	-	-	-	10
11	1.10-421.20-390.00-000-00	Reimbursement - Misc	-	-	-	11
12	1.10-421.20-391.27-000-00	Tran In - 2.24 Road Cap - Patrol	-	-	-	12
13		TOTAL RESOURCES	-	-	-	13
14	1.10-421.20-490.00-105-00	Sal - Elected	-	-	-	14
15	1.10-421.20-490.00-110-00	Sal - Regular	-	-	-	15
16	1.10-421.20-490.00-130-00	Sal - Overtime	-	-	-	16
17	1.10-421.20-490.00-140-00	Sal - Holiday	-	-	-	17
18	1.10-421.20-490.00-213-00	Ben - Health Insurance	-	-	-	18
19	1.10-421.20-490.00-213-10	Ben - Health Reimburse Agreement	-	-	-	19
20	1.10-421.20-490.00-214-00	Ben - Life Insurance	-	-	-	20
21	1.10-421.20-490.00-220-00	Ben - FICA	-	-	-	21
22	1.10-421.20-490.00-230-00	Ben - PERS - County Portion	-	-	-	22
23	1.10-421.20-490.00-250-00	Ben - Unemployment Insurance	-	-	-	23
24	1.10-421.20-490.00-260-00	Ben - Worker's Compensation	-	-	-	24
25	1.10-421.20-490.00-290-00	Ben - OR W/C Assessment	-	-	-	25
26	1.10-421.20-490.00-295-00	IGS - 3.10 Unemp Self Ins Reserve	-	-	-	26
27		TOTAL PERSONNEL SERVICES	-	-	-	27

**To Fund 1.28
2020-2021 Budget**

REFERENCE ONLY

L I N E #	HISTORICAL DATA			L I N E #	RESOURCE/REQUIREMENT DESCRIPTION ADOPTED	1			0.75% L
	Actual		10			Budget For 2020-2021 Year			
	Audited	Unaudited				2020-2021 Proposed by Budget Officer	2020-2021 Approved by Budget Committee	Adopted by Governing Body	
	Second Preceding Year 06/30/18	First Preceding Year 06/30/19	Adopted Budget This Year 06/30/20						
1	1,961	2,696	6,000	1	1.10-421.20-490.00-310-00	Pro Svcs - Training & Ed	-	-	1
2	-	-	-	2	1.10-421.20-490.00-320-00	Pro Svcs - Doctors	-	-	2
3	12,467	21,317	20,000	3	1.10-421.20-490.00-330-00	Pro Svcs - General	-	-	3
4	642	557	750	4	1.10-421.20-490.00-340-00	Pro Svcs - Medical Lab	-	-	4
5	140	116	150	5	1.10-421.20-490.00-390-00	Pro Svcs - Bank Fees	-	-	5
6	5,459	7,036	10,000	6	1.10-421.20-490.00-416-00	Util - Cellular Telephone	-	-	6
7	-	-	-	7	1.10-421.20-490.00-421-00	Util-Waste Disposal	-	-	7
8	367	952	7,500	8	1.10-421.20-490.00-430-00	Rep & Maint - Equipment	-	-	8
9	14,760	20,888	50,700	9	1.10-421.20-490.00-521-00	Gen Liab Ins	-	-	9
10	2,289	2,357	3,000	10	1.10-421.20-490.00-524-00	Property Insurance	-	-	10
11	-	95	500	11	1.10-421.20-490.00-542-00	Advertising - Other	-	-	11
12	2,963	2,499	5,000	12	1.10-421.20-490.00-550-00	Copying & Printing	-	-	12
13	2,257	4,776	6,000	13	1.10-421.20-490.00-580-00	Travel - Meals & Lodging	-	-	13
14	82,208	99,640	138,000	14	1.10-421.20-490.00-581-00	IGS - 2.21 Assigned Vehicles	-	-	14
15	-	-	200	15	1.10-421.20-490.00-582-00	IGS - 2.21 Motor Fuel	-	-	15
16	-	-	500	16	1.10-421.20-490.00-583-00	Travel Mileage Allowance	-	-	16
17	39,668	210,806	85,000	17	1.10-421.20-490.00-588-00	IGS - 2.22 Vehicle Replacement	-	-	17
18	2,469	2,581	5,000	18	1.10-421.20-490.00-595-00	Sup - Books	-	-	18
19	4,472	4,870	6,000	19	1.10-421.20-490.00-600-00	Sup - Office	-	-	19
20	6,121	9,506	12,000	20	1.10-421.20-490.00-602-00	Sup - Uniforms	-	-	20
21	558	246	1,000	21	1.10-421.20-490.00-603-00	Sup-Janitorial	-	-	21
22	512	495	1,500	22	1.10-421.20-490.00-606-00	Sup-Event Food	-	-	22
23	3,637	14,585	12,500	23	1.10-421.20-490.00-610-00	Sup - Non-Capital Equipment	-	-	23
24	7,968	25,424	22,500	24	1.10-421.20-490.00-610-10	Sup - Non-Cap Law Equipment	-	-	24
25	4,866	7,395	15,000	25	1.10-421.20-490.00-615-00	Other Materials & Services	-	-	25
26	1,015	515	1,200	26	1.10-421.20-490.00-630-00	Dues - Membership	-	-	26
27	20,729	27,465	29,669	27	1.10-421.20-490.00-820-00	IGS - 2.20 Finance	-	-	27
28	9,076	11,108	11,959	28	1.10-421.20-490.00-821-00	IGS - 2.20 Payroll/HR	-	-	28
29	21,288	26,283	28,182	29	1.10-421.20-490.00-822-00	IGS - 2.20 Counsel	-	-	29
30	46,561	56,025	67,488	30	1.10-421.20-490.00-824-00	IGS - 2.20 Occupancy	-	-	30
31	21,611	26,079	43,046	31	1.10-421.20-490.00-826-00	IGS - 2.20 IT/Telecom	-	-	31
32	14,778	24,259	17,040	32	1.10-421.20-490.00-828-00	IGS - 2.20 BOC Office	-	-	32
33	8,579	10,506	23,230	33	1.10-421.20-490.00-830-00	IGS - 2.20 Commissioners	-	-	33
34	1,000	1,150	1,208	34	1.10-421.20-490.00-837-04	IGS - 1.37 Towers Maint	-	-	34
35	340,422	622,228	631,822	35		TOTAL MATERIALS & SERVICES	-	-	35
36	1,376,412	1,821,124	2,592,577	36		TOTAL REQUIREMENTS	-	-	36
37	(1,311,687)	(1,279,705)	(1,295,027)	37		CONTRIBUTION TO/(FROM) FUND	-	-	37

L I N E #	HISTORICAL DATA			L I N E #	RESOURCE/REQUIREMENT DESCRIPTION ADOPTED	1 Budget For 2021-2022 Year			L I N E #	
	Actual		10 Adopted Budget This Year 06/30/21			2021-2022 Proposed by Budget Officer	2021-2022 Approved by Budget Committee	2021-2022 Adopted by Governing Body		
	Audited Second Preceding Year 06/30/19	Unaudited First Preceding Year 06/30/20								
Tab 15			Tab 15		Sheriff-Jail Department				Tab 15	
1	-	-	-	1	1.28-421.29-331.10-000-00	GR-FED-BJA-SCAAP 16.606	150,000	150,000	150,000	1
2			200,000	2	1.28-421.29-335.08-000-00	Other - St - Corr SB1145		-	-	2
3			4,000	3	1.28-421.29-335.09-000-00	Other - St - Jail Assessment		-	-	3
4			-	4	1.28-421.29-337.10-000-00	IGA - Coos County Corrections		-	-	4
5	-	-	1,500	5	1.28-421.29-338.01-000-00	Other - Loc - Gold Beach Muni Court	1,000	1,000	1,000	5
6	-	-	1,500	6	1.28-421.29-338.02-000-00	Other - Loc - Port Orford Muni Court	1,000	1,000	1,000	6
7	-	-	500	7	1.28-421.29-338.03-000-00	Muni Court - Brookings	500	500	500	7
8	-	-	8,000	8	1.28-421.29-342.19-000-00	Fees - DUI Felony	8,000	8,000	8,000	8
9	-	-	1,200	9	1.28-421.29-342.31-000-00	Fees - SSI Lodging	1,000	1,000	1,000	9
10	-	-	1,000	10	1.28-421.29-342.33-000-00	Fees - MH Transport		-	-	10
11	-	-	1,000	11	1.28-421.29-380.00-000-00	Misc Revenue	1,000	1,000	1,000	11
12	-	-	500	12	1.28-421.29-390.00-000-00	Reimb - Custody Med & Rx	500	500	500	12
13	-	-	-	13	1.28-421.29-390.00-000-25	Misc Reimb - Custody Recovery		-	-	13
14	-	-	1,773,111	14	1.28-421.29-391.00-110-00	Tran In - 1.10 Gen Fund Other Req/Non Dept	2,017,472	2,017,472	2,017,472	14
15	-	-	-	15	1.28-421.29-391.15-000-15	Tran In - 1.15 Road Capital Improvement		-	-	15
16	-	-	1,992,311	16		TOTAL RESOURCES	2,180,472	2,180,472	2,180,472	16
17	-	-	22,783	17	1.28-421.29-490.00-105-00	Sal - Elected	25,597	25,597	25,597	17
18	-	-	778,375	18	1.28-421.29-490.00-110-00	Sal - Regular	847,731	847,731	847,731	18
19	-	-	73,400	19	1.28-421.29-490.00-120-00	Sal - Irregular	73,400	73,400	73,400	19
20	-	-	17,000	20	1.28-421.29-490.00-130-00	Sal - Overtime	17,000	17,000	17,000	20
21	-	-	7,500	21	1.28-421.29-490.00-140-00	Sal - Holiday	7,500	7,500	7,500	21
22	-	-	244,660	22	1.28-421.29-490.00-213-00	Ben - Health Insurance	251,810	251,810	251,810	22
23	-	-	7,800	23	1.28-421.29-490.00-213.10	Ben - Health Reimburse Agreement	7,800	7,800	7,800	23
24	-	-	1,444	24	1.28-421.29-490.00-214-00	Ben - Life Insurance	1,444	1,444	1,444	24
25	-	-	68,778	25	1.28-421.29-490.00-220-00	Ben - FICA	74,299	74,299	74,299	25
26	-	-	165,319	26	1.28-421.29-490.00-230-00	Ben - PERS - County Portion	236,924	236,924	236,924	26
27	-	-	6,388	27	1.28-421.29-490.00-250-00	Ben - Unemployment Insurance	6,908	6,908	6,908	27
28	-	-	17,176	28	1.28-421.29-490.00-260-00	Ben - Worker's Compensation	18,556	18,556	18,556	28
29	-	-	733	29	1.28-421.29-490.00-290-00	Ben - OR W/C Assessment	733	733	733	29
30	-	-	1,411,356	30		TOTAL PERSONNEL SERVICES	1,569,702	1,569,702	1,569,702	30

L I N E #	HISTORICAL DATA			L I N E #	RESOURCE/REQUIREMENT DESCRIPTION ADOPTED	1 Budget For 2021-2022 Year			L I N E #	
	Actual		Adopted Budget This Year 06/30/21							
	Audited	Unaudited				2021-2022 Proposed by Budget Officer	2021-2022 Approved by Budget Committee	2021-2022 Adopted by Governing Body		
	Second Preceding Year 06/30/19	First Preceding Year 06/30/20								
1	-	-	3,000	1	1.28-421.29-490.00-310-00	Pro Svcs - Training & Ed	3,000	3,000	3,000	1
2	-	-	10,000	2	1.28-421.29-490.00-320-00	Pro Svcs - Doctors	10,000	10,000	10,000	2
3	-	-	22,000	3	1.28-421.29-490.00-330-00	Pro Svcs - General	23,000	23,000	23,000	3
4	-	-	30,000	4	1.28-421.29-490.00-331-00	Pro Svcs - Hospitals	45,000	45,000	45,000	4
5	-	-	1,000	5	1.28-421.29-490.00-340-00	Pro Svcs - Medical Lab	1,000	1,000	1,000	5
6	-	-	500	6	1.28-421.29-490.00-390-00	Pro Svcs - Bank Fees	500	500	500	6
7	-	-	1,500	7	1.28-421.29-490.00-415-00	Util - Telephone	1,800	1,800	1,800	7
8	-	-	7,000	8	1.28-421.29-490.00-430-00	Rep & Maint - Equipment	7,000	7,000	7,000	8
9	-	-	7,000	9	1.28-421.29-490.00-431-00	Rep & Maint - Building	7,000	7,000	7,000	9
10	-	-	21,585	10	1.28-421.29-490.00-521-00	Gen Liab Ins	21,600	21,600	21,600	10
11	-	-	3,099	11	1.28-421.29-490.00-524-00	Property Insurance	3,100	3,100	3,100	11
12	-	-	3,000	12	1.28-421.29-490.00-550-00	Copying & Printing	3,000	3,000	3,000	12
13	-	-	3,000	13	1.28-421.29-490.00-580-00	Travel - Meals & Lodging	3,000	3,000	3,000	13
14	-	-	15,000	14	1.28-421.29-490.00-581-00	IGS - Assigned Vehicles	15,000	15,000	15,000	14
15	-	-	300	15	1.28-421.29-490.00-583-00	Travel - Mileage Allowance	300	300	300	15
16	-	-	2,000	16	1.28-421.29-490.00-600-00	Sup - Office	2,000	2,000	2,000	16
17	-	-	4,000	17	1.28-421.29-490.00-602-00	Sup - Uniforms	4,000	4,000	4,000	17
18	-	-	7,000	18	1.28-421.29-490.00-603-00	Sup - Janitorial	8,000	8,000	8,000	18
19	-	-	25,000	19	1.28-421.29-490.00-605-00	Sup - Medical	25,000	25,000	25,000	19
20	-	-	200	20	1.28-421.29-490.00-606-00	Event Food	200	200	200	20
21	-	-	500	21	1.28-421.29-490.00-606-01	Food-Transport	500	500	500	21
22	-	-	7,000	22	1.28-421.29-490.00-610-00	Sup - Non-Capital Equipment	7,000	7,000	7,000	22
23	-	-	17,600	23	1.28-421.29-490.00-610-10	Sup - Non-Capital Law Equipment	17,600	17,600	17,600	23
24	-	-	3,000	24	1.28-421.29-490.00-615-00	Other Materials & Services	3,000	3,000	3,000	24
25	-	-	150,000	25	1.28-421.29-490.00-617-00	Sup - Jail Food	154,500	154,500	154,500	25
26	-	-	5,500	26	1.28-421.29-490.00-621-00	Sup - Custody	5,500	5,500	5,500	26
27	-	-	2,500	27	1.28-421.29-490.00-659-00	Sup - Clothing & Linens	3,000	3,000	3,000	27
28	-	-	35,619	28	1.28-421.29-490.00-820-00	IGS - 2.20 Finance	33,518	33,518	33,518	28
29	-	-	17,686	29	1.28-421.29-490.00-821-00	IGS - 2.20 Payroll/HR	11,337	11,337	11,337	29
30	-	-	26,537	30	1.28-421.29-490.00-822-00	IGS - 2.20 Counsel	21,744	21,744	21,744	30
31	-	-	54,081	31	1.28-421.29-490.00-824-00	IGS - 2.20 Occupancy	97,346	97,346	97,346	31
32	-	-	55,552	32	1.28-421.29-490.00-826-00	IGS - 2.20 IT/Telecom	32,094	32,094	32,094	32
33	-	-	16,320	33	1.28-421.29-490.00-828-00	IGS - 2.20 BOC Office	12,639	12,639	12,639	33
34	-	-	22,876	34	1.28-421.29-490.00-830-00	IGS - 2.20 Commissioners	27,492	27,492	27,492	34
35	-	-	580,955	35		TOTAL MATERIALS & SERVICES	610,770	610,770	610,770	35
36	-	-	-	36		Capital Outlay	-	-	-	36
37	-	-	-	37		TOTAL CAPITAL OUTLAY	-	-	-	37
38	-	-	1,992,311	38		TOTAL REQUIREMENTS	2,180,472	2,180,472	2,180,472	38
39	-	-	-	39		CONTRIBUTION TO/(FROM) FUND	-	-	-	39

L I N E #	HISTORICAL DATA			L I N E #	RESOURCE/REQUIREMENT DESCRIPTION ADOPTED	1			0.75% L
	Actual		10			Budget For 2020-2021 Year			
	Audited Second Preceding Year 06/30/18	Unaudited First Preceding Year 06/30/19	Adopted Budget This Year 06/30/20			2020-2021 Proposed by Budget Officer	2020-2021 Approved by Budget Committee	Adopted by Governing Body	
			Account Number	Account Description					
Tab 9				Tab 9	GENERAL FUND - Sheriff-Jail Dept				Tab 9
1	-	-	-	1	1.10-421.26-331.10-000-00	GR-FED-BJA-SCAAP 16.606	-	-	1
2	195,000	215,000	200,000	2	1.10-421.26-335.08-000-00	Other - St - Corr SB1145	To Fund 1.28	-	2
3	-	-	4,000	3	1.10-421.26-335.09-000-00	Other - St - Jail Assessment	2020-2021 Budget	-	3
4	117,654	-	-	4	1.10-421.26-337.10-000-00	IGA - Coos County Corrections		-	4
5	1,469	1,255	1,500	5	1.10-421.26-338.01-000-00	Other - Loc - Gold Beach		-	5
6	2,436	1,701	1,500	6	1.10-421.26-338.02-000-00	Other - Loc - Port Orford		-	6
7	970	472	500	7	1.10-421.26-338.03-000-00	Muni Court - Brookings		-	7
8	24,846	17,049	8,000	8	1.10-421.26-342.19-000-00	Fees - DUI Felony		-	8
9	1,000	1,800	1,200	9	1.10-421.26-342.31-000-00	Fees - SSI Lodging		-	9
10	3,278	389	1,000	10	1.10-421.26-342.33-000-00	Fees - MH Transport		-	10
11	1,410	1,932	1,000	11	1.10-421.26-380.00-000-00	Misc Revenue		-	11
12	-	75	-	12	1.10-421.26-389.00-000-00	Other - Pay Phone Revenue		-	12
13	1,556	1,786	500	13	1.10-421.26-390.00-000-00	Reimb - Custody Med & Rx		-	13
14	-	-	-	14	1.10-421.26-390.00-000-25	Misc Reimb - Custody Recovery		-	14
15	-	-	148,495	15	1.10-421.26-391.00-000-00	Tran In - 1.15 Road Capital Improvement		-	15
16	349,619	241,459	367,695	16		TOTAL RESOURCES		-	16
17	22,082	22,128	22,783	17	1.10-421.26-490.00-105-00	Sal - Elected		-	17
18	615,100	597,164	819,332	18	1.10-421.26-490.00-110-00	Sal - Regular		-	18
19	22,046	25,907	59,500	19	1.10-421.26-490.00-120-00	Sal - Irregular		-	19
20	16,166	30,578	17,000	20	1.10-421.26-490.00-130-00	Sal - Overtime		-	20
21	11,447	10,514	7,500	21	1.10-421.26-490.00-140-00	Sal - Holiday		-	21
22	194,246	188,561	250,830	22	1.10-421.26-490.00-213-00	Ben - Health Insurance		-	22
23	7,479	6,892	8,400	23	1.10-421.26-490.00-213-10	Ben - Health Reimburse Agreement		-	23
24	1,267	1,150	1,492	24	1.10-421.26-490.00-214-00	Ben - Life Insurance		-	24
25	52,333	52,371	70,848	25	1.10-421.26-490.00-220-00	Ben - FICA		-	25
26	96,608	90,449	173,344	26	1.10-421.26-490.00-230-00	Ben - PERS - County Portion		-	26
27	-	-	-	27	1.10-421.26-490.00-250-00	Ben - Unemployment Insurance		-	27
28	12,188	10,110	15,902	28	1.10-421.26-490.00-260-00	Ben - Worker's Compensation		-	28
29	723	627	4,334	29	1.10-421.26-490.00-290-00	Ben - OR W/C Assessment		-	29
30	5,092	5,227	6,591	30	1.10-421.26-490.00-295-00	IGS - 3.10 Unemp Self Ins Reserve		-	30
31	1,056,774	1,041,677	1,457,856	31		TOTAL PERSONNEL SERVICES		-	31

L I N E #	HISTORICAL DATA			L I N E #	RESOURCE/REQUIREMENT DESCRIPTION ADOPTED	1			0.75% L
	Actual		10			Budget For 2020-2021 Year			
	Audited	Unaudited				2020-2021 Proposed by Budget Officer	2020-2021 Approved by Budget Committee	Adopted by Governing Body	
	Second Preceding Year 06/30/18	First Preceding Year 06/30/19	Adopted Budget This Year 06/30/20						
1	2,046	1,845	3,000	1	1.10-421.26-490.00-310-00	Pro Svcs - Training & Ed	-	-	1
2	5,256	13,412	10,000	2	1.10-421.26-490.00-320-00	Pro Svcs - Doctors	-	-	2
3	8,866	15,880	22,000	3	1.10-421.26-490.00-330-00	Pro Svcs - General	-	-	3
4	35,337	62,977	30,000	4	1.10-421.26-490.00-331-00	Pro Svcs - Hospitals	-	-	4
5	163	692	1,000	5	1.10-421.26-490.00-340-00	Pro Svcs - Medical Lab	-	-	5
6	441	522	500	6	1.10-421.26-490.00-390-00	Pro Svcs - Bank Fees	-	-	6
7	997	1,225	1,500	7	1.10-421.26-490.00-415-00	Util - Telephone	-	-	7
8	2,894	826	7,000	8	1.10-421.26-490.00-430-00	Rep & Maint - Equipment	-	-	8
9	7,301	3,650	7,000	9	1.10-421.26-490.00-431-00	Rep & Maint - Building	-	-	9
10	14,179	16,084	41,750	10	1.10-421.26-490.00-521-00	Gen Liab Ins	-	-	10
11	2,563	2,681	3,000	11	1.10-421.26-490.00-524-00	Property Insurance	-	-	11
12	3,044	2,764	3,000	12	1.10-421.26-490.00-550-00	Copying & Printing	-	-	12
13	2,173	2,519	3,000	13	1.10-421.26-490.00-580-00	Travel - Meals & Lodging	-	-	13
14	10,839	10,252	15,000	14	1.10-421.26-490.00-581-00	IGS - 2.21 Assigned Vehicles	-	-	14
15	332	-	300	15	1.10-421.26-490.00-583-00	Travel - Mileage Allowance	-	-	15
16	1,001	428	2,000	16	1.10-421.26-490.00-600-00	Sup - Office	-	-	16
17	1,620	3,355	4,000	17	1.10-421.26-490.00-602-00	Sup - Uniforms	-	-	17
18	8,002	6,978	7,000	18	1.10-421.26-490.00-603-00	Sup - Janitorial	-	-	18
19	24,631	26,934	25,000	19	1.10-421.26-490.00-605-00	Sup - Medical	-	-	19
20	505	210	200	20	1.10-421.26-490.00-606-00	Event Food	-	-	20
21	-	121	500	21	1.10-421.26-490.00-606-01	Food-Transport	-	-	21
22	3,620	12,719	7,000	22	1.10-421.26-490.00-610-00	Sup - Non-Capital Equipment	-	-	22
23	2,800	1,918	8,500	23	1.10-421.26-490.00-710-00	Sup - Non-Capital Law Equipment	-	-	23
24	3,084	3,766	3,000	24	1.10-421.26-490.00-615-00	Other Materials & Services	-	-	24
25	96,264	133,802	150,000	25	1.10-421.26-490.00-617-00	Sup - Jail Food	-	-	25
26	-	-	-	26	1.10-421.26-490.00-650-00	Sup - Custody	-	-	26
27	1,530	880	2,500	27	1.10-421.26-490.00-659-00	Sup - Clothing & Linens	-	-	27
28	20,274	21,799	24,867	28	1.10-421.26-490.00-820-00	IGS - 2.20 Finance	-	-	28
29	8,876	8,815	10,023	29	1.10-421.26-490.00-821-00	IGS - 2.20 Payroll/HR	-	-	29
30	20,821	20,860	23,620	30	1.10-421.26-490.00-822-00	IGS - 2.20 Counsel	-	-	30
31	41,769	50,260	60,542	31	1.10-421.26-490.00-824-00	IGS - 2.20 OCCUPANCY	-	-	31
32	21,136	20,700	36,078	32	1.10-421.26-490.00-826-00	IGS - 2.20 IT/TELECOM	-	-	32
33	14,454	19,256	14,282	33	1.10-421.26-490.00-828-00	IGS - 2.20 BOC OFFICE	-	-	33
34	8,391	8,339	19,470	34	1.10-421.26-490.00-830-00	IGS - 2.20 COMMISSIONERS	-	-	34
35	375,211	476,469	546,632	35		TOTAL MATERIALS & SERVICES	-	-	35
36	99,814	-	-	36	1.10-421.26-490.00-745-01	Capital Outlay - Video System	-	-	36
37	99,814	-	-	37		TOTAL CAPITAL OUTLAY	-	-	37
38	1,531,799	1,518,146	2,004,488	38		TOTAL REQUIREMENTS	-	-	38
39	(1,182,179)	(1,276,687)	(1,636,793)	39		CONTRIBUTION TO/(FROM) FUND	-	-	39

L I N E #	HISTORICAL DATA			L I N E #	RESOURCE/REQUIREMENT DESCRIPTION ADOPTED	1 Budget For 2021-2022 Year			L I N E #	
	Actual		10 Adopted Budget This Year 06/30/21			2021-2022 Proposed by Budget Officer	2021-2022 Approved by Budget Committee	2021-2022 Adopted by Governing Body		
	Audited Second Preceeding Year 06/30/19	Unaudited First Preceeding Year 06/30/20								
Tab 15			Tab 15	Sheriff-Communications Department			Tab 15			
1	-	-	6,250	1	1.28-421.51-335.66-000-00	Taxes 911 - Gold Beach	6,250	6,250	6,250	1
2			93,750	2	1.28-421.51-335.67-000-00	Taxes 911 - Non-Incorp	93,750	93,750	93,750	2
3			5,000	3	1.28-421.51-335.68-000-00	Taxes 911 - Port Orford	5,000	5,000	5,000	3
4			60,000	4	1.28-421.51-341.50-000-00	Fees - Dispatch	72,500	72,500	72,500	4
5	-	-	1,500	5	1.28-421.51-341.55-000-00	Fees - Crime Reports/LEDS	1,500	1,500	1,500	5
6	-	-	100	6	1.28-421.51-380.00-000-00	Misc Revenue	100	100	100	6
7	-	-	6,300	7	1.28-421.51-390.00-000-00	Reimb - Justice Program	6,300	6,300	6,300	7
8	-	-	659,597	8	1.28-421.51-391.00-110-00	Tran In - 1.10 Gen Fund Other Req/Non Dept	896,245	896,245	896,245	8
9	-	-	-	9	1.28-421.51-391.11-000-00	Tran In - 2.17 Parks	5,000	5,000	5,000	9
10	-	-	10,000	10	1.28-421.51-391.17-000-35	Tran In - 2.17 Code Enforcement	10,000	10,000	10,000	10
11	-	-	100,000	11	1.28-421.51-313.00-000-00	Tran In - 1.90 Vacant Property Registration	-	-	-	11
11	-	-	-	11	1.28-421.51-391.02-000-00	Tran In - 1.15 Road Cap- Patrol	-	-	-	11
12	-	-	942,497	12		TOTAL RESOURCES	1,096,645	1,096,645	1,096,645	12
13	-	-	13,670	13	1.28-421.51-490.00-105-00	Sal - Elected	15,358	15,358	15,358	13
14	-	-	465,086	14	1.28-421.51-490.00-110-00	Sal - Regular	534,699	534,699	534,699	14
15	-	-	10,000	15	1.28-421.51-490.00-130-00	Sal - Overtime	10,000	10,000	10,000	15
16	-	-	7,000	16	1.28-421.51-490.00-140-00	Sal - Holiday	7,000	7,000	7,000	16
17	-	-	146,880	17	1.28-421.51-490.00-213-00	Ben - Health Insurance	159,810	159,810	159,810	17
18	-	-	4,950	18	1.28-421.51-490.00-213-10	Ben - Health Reimburse Agreement	5,400	5,400	5,400	18
19	-	-	773	19	1.28-421.51-490.00-214-00	Ben - Life Insurance	830	830	830	19
20	-	-	37,925	20	1.28-421.51-490.00-220-00	Ben - FICA	43,380	43,380	43,380	20
21	-	-	80,467	21	1.28-421.51-490.00-230-00	Ben - PERS - County Portion	131,382	131,382	131,382	21
22	-	-	3,616	22	1.28-421.51-490.00-250-00	Ben - Unemployment Insurance	4,138	4,138	4,138	22
23	-	-	9,478	23	1.28-421.51-490.00-260-00	Ben - Worker's Compensation	10,841	10,841	10,841	23
24	-	-	394	24	1.28-421.51-490.00-290-00	Ben - OR W/C Assessment	428	428	428	24
25	-	-	-	25	1.28-421.51-490.00-295-00	IGS - 3.10 Unemp Self Ins Reserve	-	-	-	25
26	-	-	780,239	26		TOTAL PERSONNEL SERVICES	923,266	923,266	923,266	26

L I N E #	HISTORICAL DATA			L I N E #	RESOURCE/REQUIREMENT DESCRIPTION ADOPTED	1 Budget For 2021-2022 Year			L I N E #	
	Actual		10 Adopted Budget This Year 06/30/21			2021-2022 Proposed by Budget Officer	2021-2022 Approved by Budget Committee	2021-2022 Adopted by Governing Body		
	Audited	Unaudited								
Second Preceeding Year 06/30/19	First Preceeding Year 06/30/20		Account Number	Account Description						
1	-	-	1,750	1	1.28-421.51-490.00-310-00	Pro Svcs - Training & Ed	2,000	2,000	2,000	1
2	-	-	250	2	1.28-421.51-490.00-320-00	Pro Svcs - Doctors	500	500	500	2
3	-	-	15,000	3	1.28-421.51-490.00-330-00	Pro Svcs - General	17,250	17,250	17,250	3
4	-	-	200	4	1.28-421.51-490.00-340-00	Pro Svcs - Medical Lab	200	200	200	4
5	-	-	19,000	5	1.28-421.51-490.00-341-00	Pro Svcs - Data Processing	22,000	22,000	22,000	5
6	-	-	4,000	6	1.28-421.51-490.00-415-00	Util - Telephone	9,800	9,800	9,800	6
7	-	-	7,000	7	1.28-421.51-490.00-430-00	Rep & Maint - Equipment	8,300	8,300	8,300	7
8	-	-	5,155	8	1.28-421.51-490.00-521-00	Gen Liab Ins	5,200	5,200	5,200	8
9	-	-	458	9	1.28-421.51-490.00-524-00	Property Insurance	500	500	500	9
10	-	-	3,200	10	1.28-421.51-490.00-550-00	Copying & Printing	3,400	3,400	3,400	10
11	-	-	1,000	11	1.28-421.51-490.00-580-00	Travel - Meals & Lodging	1,000	1,000	1,000	11
12	-	-	1,500	12	1.28-421.51-490.00-600-00	Sup - Office	2,000	2,000	2,000	12
13	-	-	1,500	13	1.28-421.51-490.00-602-00	Sup - Uniforms	1,500	1,500	1,500	13
14	-	-	-	14	1.28-421.51-490.00-606-00	Event Food Supplies	-	-	-	14
15	-	-	6,500	15	1.28-421.51-490.00-610-00	Sup-Non-Cap-Furn/Equip	6,500	6,500	6,500	15
16	-	-	1,000	16	1.28-421.51-490.00-615-00	Other Materials & Services	2,500	2,500	2,500	16
17	-	-	17,134	17	1.28-421.51-490.00-820-00	IGS - 2.20 Finance	17,352	17,352	17,352	17
18	-	-	8,508	18	1.28-421.51-490.00-821-00	IGS - 2.20 Payroll/HR	5,869	5,869	5,869	18
19	-	-	12,765	19	1.28-421.51-490.00-822-00	IGS - 2.20 Counsel	11,257	11,257	11,257	19
20	-	-	10,126	20	1.28-421.51-490.00-824-00	IGS - 2.20 OCCUPANCY	18,226	18,226	18,226	20
21	-	-	26,723	21	1.28-421.51-490.00-826-00	IGS - 2.20 IT/TELECOM	16,615	16,615	16,615	21
22	-	-	7,851	22	1.28-421.51-490.00-828-00	IGS - 2.20 BOC OFFICE	6,543	6,543	6,543	22
23	-	-	11,004	23	1.28-421.51-490.00-830-00	IGS - 2.20 COMMISSIONERS	14,233	14,233	14,233	23
24	-	-	634	24	1.28-421.51-490.00-837-04	IGS - 1.37 Towers Maint	634	634	634	24
25	-	-	162,258	25		TOTAL MATERIALS & SERVICES	173,379	173,379	173,379	25
26	-	-	942,497	26		TOTAL REQUIREMENTS	1,096,645	1,096,645	1,096,645	26
27	-	-	-	27		CONTRIBUTION TO/(FROM) FUND	-	-	-	27

L I N E #	HISTORICAL DATA			10 Adopted Budget This Year 06/30/20
	Actual		10	
	Audited	Unaudited		
	Second Preceding Year 06/30/18	First Preceding Year 06/30/19		

1	14,723	11,474	5,000
2	163,048	129,425	75,000
3	7,391	5,788	4,000
4	69,253	62,208	60,000
5	1,844	2,425	1,500
6	-	-	-
7	275	350	100
8	6,494	6,300	6,300
9	-	-	-
10	263,028	217,970	151,900
11	13,250	13,276	13,670
12	391,415	415,808	471,666
13	2,750	5,104	10,000
14	6,351	7,461	7,000
15	117,675	124,427	136,395
16	4,626	4,661	4,950
17	758	725	780
18	31,644	33,988	38,429
19	58,666	54,142	88,123
20	-	-	-
21	7,194	6,768	8,631
22	407	393	429
23	3,120	3,307	3,665
24	637,855	670,061	783,738
25	1,120	1,417	1,750
26	-	366	250
27	12,526	12,623	15,000
28	346	284	200
29	12,593	17,547	19,000
30	2,310	2,982	4,000

L I N E # T	RESOURCE/REQUIREMENT DESCRIPTION ADOPTED	1			0.75% L I N E #
		Budget For 2020-2021 Year			
		2020-2021 Proposed by Budget Officer	2020-2021 Approved by Budget Committee	Adopted by Governing Body	
		Account Number	Account Description		
GENERAL FUND - Sheriff-Communications Dept					
1	1.10-421.51-335.66-000-00	Taxes 911 - Gold Beach	-	-	1
2	1.10-421.51-335.67-000-00	Taxes 911 - Non-Incorp	-	-	2
3	1.10-421.51-335.68-000-00	Taxes 911 - Port Orford	-	-	3
4	1.10-421.51-341.50-000-00	Fees - Dispatch	-	-	4
5	1.10-421.51-341.55-000-00	Fees - Crime Reports/LEDS	-	-	5
6		Vacant Property Registration (50%	-	-	6
7	1.10-421.51-380.00-000-00	Misc Revenue	-	-	7
8	1.10-421.51-390.00-000-00	Reimb - Justice Program	-	-	8
9	1.10-421.51-391.02-000-00	Tran In -2.24 Road Cap Patrol	-	-	9
10		TOTAL RESOURCES	-	-	10
11	1.10-421.51-490.00-105-00	Sal - Elected	-	-	11
12	1.10-421.51-490.00-110-00	Sal - Regular	-	-	12
13	1.10-421.51-490.00-130-00	Sal - Overtime	-	-	13
14	1.10-421.51-490.00-140-00	Sal - Holiday	-	-	14
15	1.10-421.51-490.00-213-00	Ben - Health Insurance	-	-	15
16	1.10-421.51-490.00-213-10	Ben - Health Reimburse Agreement	-	-	16
17	1.10-421.51-490.00-214-00	Ben - Life Insurance	-	-	17
18	1.10-421.51-490.00-220-00	Ben - FICA	-	-	18
19	1.10-421.51-490.00-230-00	Ben - PERS - County Portion	-	-	19
20	1.10-421.51-490.00-250-00	Ben - Unemployment Insurance	-	-	20
21	1.10-421.51-490.00-260-00	Ben - Worker's Compensation	-	-	21
22	1.10-421.51-490.00-290-00	Ben - OR W/C Assessment	-	-	22
23	1.10-421.51-490.00-295-00	IGS - 3.10 Unemp Self Ins Reserve	-	-	23
24		TOTAL PERSONNEL SERVICES	-	-	24
25	1.10-421.51-490.00-310-00	Pro Svcs - Training & Ed	-	-	25
26	1.10-421.51-490.00-320-00	Pro Svcs - Doctors	-	-	26
27	1.10-421.51-490.00-330-00	Pro Svcs - General	-	-	27
28	1.10-421.51-490.00-340-00	Pro Svcs - Medical Lab	-	-	28
29	1.10-421.51-490.00-341-00	Pro Svcs - Data Processing	-	-	29
30	1.10-421.51-490.00-415-00	Util - Telephone	-	-	30

**To Fund 1.28
2020-2021 Budget**

L I N E #	HISTORICAL DATA			L I N E #	RESOURCE/REQUIREMENT DESCRIPTION ADOPTED	1			0.75% L
	Actual		10			Budget For 2020-2021 Year			
	Audited Second Preceding Year 06/30/18	Unaudited First Preceding Year 06/30/19	Adopted Budget This Year 06/30/20			2020-2021 Proposed by Budget Officer	2020-2021 Approved by Budget Committee	Adopted by Governing Body	
Account Number	Account Description								
1	4,964	1,272	7,000	1	1.10-421.51-490.00-430-00	Rep & Maint - Equipment	-	-	1
2	3,807	4,133	9,700	2	1.10-421.51-490.00-521-00	Gen Liab Ins	-	-	2
3	1,219	396	1,500	3	1.10-421.51-490.00-524-00	Property Insurance	-	-	3
4	2,780	2,817	3,200	4	1.10-421.51-490.00-550-00	Copying & Printing	-	-	4
5	688	540	1,000	5	1.10-421.51-490.00-580-00	Travel - Meals & Lodging	-	-	5
6	818	1,227	1,500	6	1.10-421.51-490.00-600-00	Sup - Office	-	-	6
7	720	495	1,000	7	1.10-421.51-490.00-602-00	Sup - Uniforms	-	-	7
8	-	-	-	8	1.10-421.51-490.00-606-00	Event Food Supplies	-	-	8
9	2,744	1,729	5,000	9	1.10-421.51-490.00-610-00	Sup-Non-Cap-Furn/Equip	-	-	9
10	112	312	1,000	10	1.10-421.51-490.00-615-00	Other Materials & Services	-	-	10
11	10,890	11,206	11,592	11	1.10-421.51-490.00-820-00	IGS - 2.20 Finance	-	-	11
12	4,768	4,532	4,672	12	1.10-421.51-490.00-821-00	IGS - 2.20 Payroll/HR	-	-	12
13	11,184	10,724	11,011	13	1.10-421.51-490.00-822-00	IGS - 2.20 Counsel	-	-	13
14	7,820	9,411	11,335	14	1.10-421.51-490.00-824-00	IGS - 2.20 OCC/PLANCY	-	-	14
15	11,353	10,644	16,819	15	1.10-421.51-490.00-826-00	IGS - 2.20 IT/TELECOM	-	-	15
16	7,764	9,901	6,658	16	1.10-421.51-490.00-828-00	IGS - 2.20 BOC OFFICE	-	-	16
17	4,507	4,287	9,077	17	1.10-421.51-490.00-830-00	IGS - 2.20 COMMISSIONERS	-	-	17
18	500	575	604	18	1.10-421.51-490.00-837-04	Cell Towers Maint	-	-	18
19	105,533	109,420	142,868	19		TOTAL MATERIALS & SERVICES	-	-	19
20	743,389	779,481	926,606	20		TOTAL REQUIREMENTS	-	-	20
21	(480,361)	(561,511)	(774,706)	21		CONTRIBUTION TO/(FROM) FUND	-	-	21

REFERENCE ONLY

L I N E #	HISTORICAL DATA			L I N E #	RESOURCE/REQUIREMENT DESCRIPTION ADOPTED	Budget For 2021-2022 Year			L I N E #
	Actual		Adopted Budget This Year 06/30/21			2021-2022 Proposed by Budget Officer	2021-2022 Approved by Budget Committee	2021-2022 Adopted by Governing Body	
	Second Preceding Year 06/30/19	First Preceding Year 06/30/20							
Tab 15				Tab 15	Sheriff - Parole & Probation Department				Tab 15
1	523,578	465,176	1,918 463,259	1	1.28-423.50-332.16-000-00 Gr-Fed-St Hsng CFDA 16.034				1
2	-	-	-	2	1.28-423.50-335.08-000-00 Other - St - Corr. Apprtment SB1145	518,043	518,043	518,043	2
3	33,651	11,960	10,000	3	1.28-423.50-335.09-000-00 State - Criminal Fine HB271 see next line	-	-	-	3
4	28,903	27,232	25,000	4	1.28-423.50-335.40-000-00 Other - St - Jail Assessment-CFA HB2712	11,500	11,500	11,500	4
5	2,510	1,663	2,500	5	1.28-423.50-338.01-000-00 Gr-State Measure 57	25,000	25,000	25,000	5
6	3,403	2,762	2,000	6	1.28-423.50-338.02-000-00 Other - Loc - Gold Beach	2,000	2,000	2,000	6
7	944	725	1,000	7	1.28-423.50-338.03-000-00 Other - Loc - Port Orford	1,500	1,500	1,500	7
8	27,103	27,496	20,000	8	1.28-423.50-342.31-000-00 Other - Muni Court Brookings	500	500	500	8
9	3,380	-	2,000	9	1.28-423.50-342.32-000-00 Fees - Sprvsn - Felony	25,000	25,000	25,000	9
10	-	-	400	10	1.28-423.50-342.33-000-00 Fees - Sprvsn - Home Custody	1,000	1,000	1,000	10
11	4,885	2,945	2,000	11	1.28-423.50-342.33-000-00 Fees - Sprvsn - Misdemeanor	500	500	500	11
12	10,932	5,755	10,000	12	1.28-423.50-342.34-000-00 Fees - Sprvsn - Sex Offender	3,000	3,000	3,000	12
13	2,019	-	-	13	1.28-423.50-380.00-000-00 Misc Revenue	6,000	6,000	6,000	13
14	-	-	111	14	1.28-423.50-390.00-000-98 Reimb-Custody Welfare Subsidy	-	-	-	14
15	-	-	-	15	1.28-423.50-391.09-000-00 Tran In - 1.10 Gen Fund Non Dept	1,084	1,084	1,084	15
16	176,871	287,705	300,000	16	1.28-423.50-391.99-000-00 Allocated Interest	-	-	-	16
17	818,178	833,419	840,188	17	1.28-423.50-399.03-000-00 Restricted Fund Balance	265,000	265,000	265,000	17
18	8,851	9,181	9,113	18	TOTAL RESOURCES	860,127	860,127	860,127	18
19	262,693	306,024	311,874	19	1.28-423.50-490.00-105-00 Sal - Elected	10,239	10,239	10,239	19
20	977	316	2,000	20	1.28-423.50-490.00-110-00 Sal - Regular	324,742	324,742	324,742	20
21	1,412	191	1,000	21	1.28-423.50-490.00-130-00 Sal - Overtime	2,000	2,000	2,000	21
22	64,952	66,942	69,980	22	1.28-423.50-490.00-140-00 Sal - Holiday	1,000	1,000	1,000	22
23	2,400	1,800	1,800	23	1.28-423.50-490.00-213-00 Ben - Health Insurance	70,950	70,950	70,950	23
24	327	328	328	24	1.28-423.50-490.00-213-10 Ben - Health Reimbursement Account	1,800	1,800	1,800	24
25	20,887	23,719	24,785	25	1.28-423.50-490.00-214-00 Ben - Life Insurance	328	328	328	25
26	53,126	74,092	69,757	26	1.28-423.50-490.00-220-00 Ben - FICA	25,856	25,856	25,856	26
27	-	1,347	2,339	27	1.28-423.50-490.00-230-00 Ben - PERS - County Portion	92,835	92,835	92,835	27
28	4,110	4,429	6,194	28	1.28-423.50-490.00-250-00 Ben - Unemployment Insurance	2,436	2,436	2,436	28
29	200	173	240	29	1.28-423.50-490.00-260-00 Ben - Worker's Compensation	6,462	6,462	6,462	29
30	1,894	-	-	30	1.28-423.50-490.00-290-00 Ben - OR W/C Assessment	240	240	240	30
31	421,829	488,543	499,410	31	1.28-423.50-490.00-295-00 IGS - 3.10 Unemp Self Ins Reserve	-	-	-	31
					TOTAL PERSONNEL SERVICES	538,888	538,888	538,888	

L I N E #	HISTORICAL DATA			L I N E #	RESOURCE/REQUIREMENT DESCRIPTION ADOPTED	1 Budget For 2021-2022 Year			L I N E #	
	Actual		10 Adopted Budget This Year 06/30/21			2021-2022 Proposed by Budget Officer	2021-2022 Approved by Budget Committee	2021-2022 Adopted by Governing Body		
	Audited Second Preceeding Year 06/30/19	Unaudited First Preceeding Year 06/30/20								
1	1,421	1,432	2,500	1	1.28-423.50-490.00-310-00	Prof Svcs - Training & Ed	2,500	2,500	2,500	1
2	2,967	9,294	15,000	2	1.28-423.50-490.00-330-00	Prof Svcs - General Consulting	27,000	27,000	27,000	2
3	550	-	-	3	1.28-423.50-490.00-330-30	Prof Svcs - HB3194 Trans Housing	8,000	8,000	8,000	3
4	-	-	-	4	1.28-423.50-490.00-330-35	Pro Svcs - Justice Reinvst 15-17	-	-	-	4
5	750	1,600	7,500	5	1.28-423.50-490.00-338-00	Prof Svcs - Sex Offendor Trtmt	7,500	7,500	7,500	5
6	393	-	6,000	6	1.28-423.50-490.00-339-00	Prof Svcs - A & D Trtmt	6,000	6,000	6,000	6
7	599	282	5,346	7	1.28-423.50-490.00-339-20	Prof Svcs - M57 A & D Trtmt	5,000	5,000	5,000	7
8	3,391	4,180	8,500	8	1.28-423.50-490.00-340-00	Prof Svcs - Medical Lab	6,500	6,500	6,500	8
9	191	218	3,000	9	1.28-423.50-490.00-341-00	Prof Svcs - Custody Welfare Sub	8,000	8,000	8,000	9
10	5,000	2,335	8,000	10	1.28-423.50-490.00-341-30	Trans Housing HB3194	8,000	8,000	8,000	10
11	2,216	2,568	2,200	11	1.28-423.50-490.00-416-00	Util - Cellular Telephone	3,000	3,000	3,000	11
12	2,479	-	500	12	1.28-423.50-490.00-430-00	Rep & Maint - Equipment	500	500	500	12
13	-	-	500	13	1.28-423.50-490.00-431-00	Rep & Maint - Building	500	500	500	13
14	2,328	2,496	2,916	14	1.28-423.50-490.00-521-00	Ins - Liability - General	3,000	3,000	3,000	14
15	243	239	281	15	1.28-423.50-490.00-524-00	Property Insurance	290	290	290	15
16	1,682	1,629	3,000	16	1.28-423.50-490.00-550-00	Copying & Printing	2,500	2,500	2,500	16
17	2,536	2,465	5,000	17	1.28-423.50-490.00-580-00	Travel - Meals & Lodging	3,500	3,500	3,500	17
18	9,435	8,567	12,000	18	1.28-423.50-490.00-581-00	IGS - 1.15 Assigned Vehicles	12,000	12,000	12,000	18
19	358	362	600	19	1.28-423.50-490.00-583-00	Travel - Mileage Allowance	500	500	500	19
20	18	72	500	20	1.28-423.50-490.00-595-00	Postage	250	250	250	20
21	92	80	1,000	21	1.28-423.50-490.00-598-00	AIP Custody Subsidy	1,000	1,000	1,000	21
22	-	-	-	22		Other Svcs - Inmate Subsidy see line above	-	-	-	22
23	927	569	2,000	23	1.28-423.50-490.00-599-00	Other Svcs - Elec Monitoring	1,500	1,500	1,500	23
24	594	1,562	2,500	24	1.28-423.50-490.00-600-00	Sup - Office	2,000	2,000	2,000	24
25	828	1,210	1,000	25	1.28-423.50-490.00-602-00	Sup - Uniforms	1,000	1,000	1,000	25
26	-	-	50	26	1.28-423.50-490.00-603-00	Sup - Janitorial	50	50	50	26
27	-	81	100	27	1.28-423.50-490.00-606-00	Event Food	100	100	100	27
28	7,486	439	7,000	28	1.28-423.50-490.00-610-00	Sup - Non-Cap Equip	5,000	5,000	5,000	28
29	4,406	2,278	5,000	29	1.28-423.50-490.00-610-10	Sup - Non-Cap Law Equip	5,000	5,000	5,000	29
30	-	-	-	30	1.28-423.50-490.00-610-30	Sup - Non-Cap Equip Transition	-	-	-	30
31	8,251	11,323	3,000	31	1.28-423.50-490.00-615-00	Other Materials & Supplies	-	-	-	31
32	-	-	1,918	32	1.28-423.50-490.00-615-19	Other M&S CESF Housing	-	-	-	32
33	561	538	600	33	1.28-423.50-490.00-650-00	Dues - Membership	600	600	600	33

L I N E #	HISTORICAL DATA			L I N E #	RESOURCE/REQUIREMENT DESCRIPTION ADOPTED	1 Budget For 2021-2022 Year			L I N E #	
	Actual		Adopted Budget This Year 06/30/21			2021-2022 Proposed by Budget Officer	2021-2022 Approved by Budget Committee	2021-2022 Adopted by Governing Body		
	Second Preceeding Year 06/30/19	First Preceeding Year 06/30/20								
1	7,849	7,676	12,267	1	1.28-423.50-490.00-820-00	IGS - 2.20 Finance	11,413	11,413	11,413	1
2	3,175	3,092	6,091	2	1.28-423.50-490.00-821-00	IGS - 2.20 Payroll/HR	3,860	3,860	3,860	2
3	7,511	7,288	9,139	3	1.28-423.50-490.00-822-00	IGS - 2.20 Counsel	7,404	7,404	7,404	3
4	2,556	3,080	2,752	4	1.28-423.50-490.00-824-00	IGS - 2.20 Occupancy	4,953	4,953	4,953	4
5	7,848	11,132	19,132	5	1.28-423.50-490.00-826-00	IGS - 2.20 Info Tech	10,928	10,928	10,928	5
6	6,937	4,408	5,621	6	1.28-423.50-490.00-828-00	IGS - 2.20 BOC Office	4,304	4,304	4,304	6
7	3,002	6,008	7,878	7	1.28-423.50-490.00-830-00	IGS - 2.20 Commissioners	9,361	9,361	9,361	7
8	2,160	1,134	2,381	8	1.28-423.50-490.00-837-04	IGS - 1.37 Towers Maint	2,381	2,381	2,381	8
9	100,739	99,638	172,772	9		TOTAL MATERIALS & SERVICES	175,394	175,394	175,394	9
10	7,500	-	-	10	1.28-423.50-490.00-745-00	Capital Outlay - Other Capital	-	-	-	10
11	7,500	-	-	11		TOTAL CAPTIAL OUTLAY	-	-	-	11
12	-	-	168,006	12	1.28-423.50-496.00-000-00	Operating Contingency	145,845	145,845	145,845	12
13	-	-	168,006	13		TOTAL CONTINGENCY	145,845	145,845	145,845	13
14	530,068	588,181	840,188	14		TOTAL REQUIREMENTS	860,127	860,127	860,127	14
15	288,110	245,238	-	15		ENDING FUND BALANCE	-	-	-	15
	354,292	476,327	-			TOTAL FUND 1.28 ENDING FUND BALANCE	-	-	-	

L I N E #	HISTORICAL DATA			L I N E #	RESOURCE/REQUIREMENT DESCRIPTION ADOPTED	1 Budget For 2021-2022 Year			L I N E #	
	Actual		10							
	Audited	Unaudited	Adopted Budget This Year			2021-2022 Proposed by Budget Officer	2021-2022 Approved by Budget Committee	2021-2022 Adopted by Governing Body		
Second Preceeding Year 06/30/19	First Preceeding Year 06/30/20	06/30/21		Account Number	Account Description					
Tab 15				Tab 15	<u>Sheriff - Harbor Sub Station Department</u>			Tab 15		
1	-	-	15,000	1	1.28-421.25-335.08-000-00	Other - St - SB1145	-	-	1	
2			1,526	2	1.28-421.25-391.00-110-00	Tran In - 1.10 Gen Fund Other Req/Non Dept	-	-	2	
3			-	3	1.28-421.25-390.88-423-00	IGS - 1.10 GF Juv Rent	-	-	3	
4			16,526	4	TOTAL RESOURCES			-	-	4
5	-	-	-	5	1.28-421.25-490.00-415-00	Util - Telephone	-	-	5	
6	-	-	7,000	6	1.28-421.25-490.00-415-10	Data Transport - Harbor	-	-	6	
7	-	-	250	7	1.28-421.25-490.00-421-00	Utilities - Waste	-	-	7	
8	-	-	26	8	1.28-421.25-490.00-524-00	Property Insurance	-	-	8	
9	-	-	750	9	1.28-421.25-490.00-550-00	Copying & Printing	-	-	9	
10	-	-	500	10	1.28-421.25-490.00-600-00	Office Supplies	-	-	10	
11	-	-	5,000	11	1.28-421.25-490.00-610-00	Sup - Non-Capital Equipment	-	-	11	
12	-	-	1,000	12	1.28-421.25-490.00-615-00	Other Materials & Services	-	-	12	
13	-	-	2,000	13	1.28-421.25-490.00-622-00	Util-Electricity	-	-	13	
14	-	-	16,526	14	TOTAL MATERIALS & SERVICES			-	-	14
15			16,526	15	TOTAL REQUIREMENTS			-	-	15
16	-	-	-	16	CONTRIBUTION TO/(FROM) FUND			-	-	16

L I N E #	HISTORICAL DATA			L I N E #	RESOURCE/REQUIREMENT DESCRIPTION ADOPTED	1			0.75% L	
	Actual		10			Budget For 2020-2021 Year				
	Audited Second Preceeding Year 06/30/18	Unaudited First Preceeding Year 06/30/19	Adopted Budget This Year 06/30/20			2020-2021 Proposed by Budget Officer	2020-2021 Approved by Budget Committee	Adopted by Governing Body		I N E #
				Account Number	Account Description					
Tab 9				Tab 9	GENERAL FUND - Harbor Sub Station Dept				Tab 9	
1	-	7,713	15,000	1	1.10-421.25-335.08-000-00	Other - St - SB1145	-	-	1	
2	1,800	-	-	2	1.10-421.25-390.88-423-00	IGS - 1.10 GF Juv Rent	-	-	2	
3	1,800	7,713	15,000	3	TOTAL RESOURCES		To Fund 1.28 2020-2021 Budget	-	-	3
4	-	-	-	4	1.10-421.25-490.00-415-00	Util - Telephone	-	-	4	
5	1,800	4,879	7,000	5	1.10-421.25-490.00-415-10	Data Transport - Harbor	-	-	5	
6	-	-	250	6	1.10-421.25-490.00-421-00	Utilities - Waste	-	-	6	
7	-	724	750	7	1.10-421.25-490.00-550-00	Copying & Printing	-	-	7	
8	-	376	500	8	1.10-421.25-490.00-600-00	Office Supplies	-	-	8	
9	-	-	5,000	9	1.10-421.25-490.00-610-00	Sup - Non-Capital Equipment	-	-	9	
10	-	21	1,000	10	1.10-421.25-490.00-615-00	Other Materials & Services	-	-	10	
11	-	1,712	2,000	11	1.10-421.25-490.00-622-00	Util-Electricity	-	-	11	
12	1,800	7,713	16,500	12	TOTAL MATERIALS & SERVICES		-	-	12	
13	1,800	7,713	16,500	13	TOTAL REQUIREMENTS		-	-	13	
14	-	-	(1,500)	14	CONTRIBUTION TO (FROM) FUND		-	-	14	

REFERENCE ONLY

L I N E #	HISTORICAL DATA			L I N E #	RESOURCE/REQUIREMENT DESCRIPTION ADOPTED	1 Budget For 2021-2022 Year			L I N E #
	Actual		10 Adopted Budget This Year 06/30/21			2021-2022 Proposed by Budget Officer	2021-2022 Approved by Budget Committee	2021-2022 Adopted by Governing Body	
	Audited	Unaudited							
Second Preceding Year 06/30/19	First Preceding Year 06/30/20		Account Number	Account Description					
Fund Summary									
	790,983	746,442	784,983		1. Total PERSONNEL Services.....	5,816,146	5,816,146	5,816,146	
	184,537	203,210	380,694		2. Total Materials and Services.....	2,042,779	2,042,779	2,042,779	
	-	7,500	-		3. Total Capital Outlay.....	-	-	-	
	-	-	-		5. Total Transfers.....	-	-	-	
	-	-	30,790		6. Total Contingencies.....	571,282	571,282	571,282	
	-	-	-		8. Total Unappropriated	-	-	-	
	975,520	957,152	1,196,467		9. Total Requirements (add lines 1 - 8).....	8,430,207	8,430,207	8,430,207	
	1,329,812	1,433,479	1,196,467		10. Total Resources Except Property Taxes.....	8,430,207	8,430,207	8,430,207	
	354,292	476,327	-			-	-	-	

TOWERS

The Towers Fund is the responsibility of the Road Master, an appointed position. The fund has two sub-funds:

- Operations & Maintenance
- Capital

The towers the county is responsible for include the county's emergency radio communication system critical for all public safety, road, emergency and 911 communication.

The Operations & Maintenance sub-fund pays for electricity and fuel for general operations of the agencies that have hardware equipment in the communication shelters. It also pays for all hardware systems maintenance and repair. The agencies include, but are not limited to, Oregon State Police, Bonneville Power, Coos Forest Patrol, Gold Beach Fire, Curry General Hospital, Curry County Sheriff, Curry County Search & Rescue, Curry County Roads, and 911.

The Capital sub-fund was created for the purpose of replacing old towers and their equipment. The county contracts some of the services needed to a private contractor.

L I N E #	HISTORICAL DATA			L I N E #	RESOURCE/REQUIREMENT DESCRIPTION ADOPTED	- 1 1			L I N E #
	Actual		10			Budget For 2021-2022 Year			
	Audited	Unaudited	Adopted			2021-2022	2021-2022	2021-2022	
Second	First	Budget	Proposed	Approved	Adopted				
Preceding	Preceding	This Year	by Budget	by Budget	by Governing				
Year	Year	This Year	Officer	Committee	Body				
06/30/19	06/30/20	06/30/21							
#	#	#	Account Number	Account Description	#				
Tab 16			Tab 16	TOWERS FUND - Operations & Maintenance Department	Tab 16				
1	-	-	300	1.37-429.20-350.00-000-11 Cape Blanco Ops Maint - CFPA	900	900	900	1	
2	-	-	700	2.1.37-429.20-350.00-000-17 Special Projects Special Revenue	700	700	700	2	
3	4,509	4,645	4,900	3.1.37-429.20-350.00-000-18 Cape Blanco Ops Maint - ODOT	4,927	4,927	4,927	3	
4	33,111	41,793	46,000	4.1.37-429.20-350.00-000-20 Agness Ops Chrgs AT&T	43,383	43,383	43,383	4	
5	-	-	450	5.1.37-429.20-350.00-000-21 Agness Ops Maint- CFPA	450	450	450	5	
6	2,657	5,177	2,500	6.1.37-429.20-350.00-000-23 Agness Ops Maint- CCEC	2,500	2,500	2,500	6	
7	-	-	600	7.1.37-429.20-350.00-000-31 Grizzly Ops Maint- CFPA	600	600	600	7	
8	4,509	4,645	2,600	8.1.37-429.20-350.00-000-32 Grizzly Ops Maint- ODOT	4,927	4,927	4,927	8	
9	1,596	1,648	950	9.1.37-429.20-350.00-000-33 Grizzly Ops Maint- CCEC	950	950	950	9	
10	-	-	500	10.1.37-429.20-350.00-000-35 Grizzly Ops Maint- GB FIRE	500	500	500	10	
11	-	-	1,900	11.1.37-429.20-350.00-000-41 Bosley Ops Maint- CFPA	1,900	1,900	1,900	11	
12	-	1,421	4,800	12.1.37-429.20-350.00-000-48 Bosley Ops Maint- ODOT	1,507	1,507	1,507	12	
13	-	-	450	13.1.37-429.20-350.00-000-51 Blk Mound Ops Maint- CFPA	450	450	450	13	
14	4,509	3,224	3,000	14.1.37-429.20-350.00-000-58 Blk Mound Ops Maint- ODOT	3,420	3,420	3,420	14	
15	27,691	-	-	15.1.37-429.20-390.00-000-00 Misc Reimbursement				15	
16	4,718	4,803	4,750	16.1.37-429.20-390.00-000-20 Reimb-Agness AT&T Land Rent	4,900	4,900	4,900	16	
17	-	-	600	17.1.37-429.20-390.00-000-33 Reimb-Grizzley CCEC Land Rent	600	600	600	17	
18	3,450	1,812	-	18.1.37-429.20-390.88-110-00 IGS - 1.10 Gen Fund-Sheriff-Patrol/EM/911				18	
19	6,670	3,502	7,354	19.1.37-429.20-390.88-115-00 IGS - 1.15 Road-Ops Maint	7,354	7,354	7,354	19	
20	1,725	906	2,268	20.1.37-429.20-390.88-128-01 IGS - 1.28 Sheriff-SAR Ops Maint	2,268	2,268	2,268	20	
21	575	302	604	21.1.37-429.20-390.88-128-02 IGS - 1.28 Sheriff-Marine Ops Maint	604	604	604	21	
22	2,160	1,134	1,811	22.1.37-429.20-390.88-128-03 IGS - 1.28 Sheriff-Parole & Probation	1,811	1,811	1,811	22	
23	-	-	1,811	23.1.37-429.20-390.88-128-04 IGS - 2.17 Emerg Svc	1,811	1,811	1,811	23	
24	-	-	1,208	24.1.37-429.20-390.88-128-05 IGS - 1.28 Civil/Criminal/Patrol	1,208	1,208	1,208	24	
25	-	-	604	25.1.37-429.20-390.88-128-06 IGS - 1.28 Sheriff-Communication	604	604	604	25	

L I N E #	HISTORICAL DATA			L I N E #	RESOURCE/REQUIREMENT DESCRIPTION ADOPTED	- 1 1			L I N E #	
	Actual		10 Adopted Budget This Year 06/30/21			Budget For 2021-2022 Year				
	Audited Second Preceding Year 06/30/19	Unaudited First Preceding Year 06/30/20				2021-2022 Proposed by Budget Officer	2021-2022 Approved by Budget Committee	2021-2022 Adopted by Governing Body		
1	-	35,391	31	1	1.37-429.20-391.12-000-00	Tran In - 1.10 General Fund	454	454	454	1
2	28,193	-	-	2	1.37-429.20-391.26-000-08	Tran In - Title III O&C BLM 1112-05	-	-	-	2
3	24,925	-	-	3	1.37-429.20-391.26-000-18	Tran In - Title III USDA / FS 1112-05	-	-	-	3
4	157	770	-	4	1.37-429.20-391.99-000-00	Allocated Interest	-	-	-	4
5	36,770	36,770	36,700	5	1.37-429.20-399.01-000-00	Assigned Fund Balance	81,000	81,000	81,000	5
6	187,927	147,940	127,391	6	TOTAL RESOURCES		169,728	169,728	169,728	6
7	58,442	43,675	50,000	7	1.37-429.20-490.00-330-00	Pro Services-Day Wireless	50,000	50,000	50,000	7
8	47,578	3,688	10,000	8	1.37-429.20-490.00-430-00	R&M Equipment	10,000	10,000	10,000	8
9	16,099	14,668	10,000	9	1.37-429.20-490.00-433-00	IGS - 1.15 Road Labor & Equip	10,000	10,000	10,000	9
10	4,718	4,803	4,750	10	1.37-429.20-490.00-441-00	Land Rental - Towers (AT&T)	4,750	4,750	4,750	10
11	574	585	600	11	1.37-429.20-490.00-441-01	Land Rental - Towers (CCEC)	600	600	600	11
12	435	508	467	12	1.37-429.20-490.00-521-00	Gen Liab Ins	467	467	467	12
13	2,390	2,385	2,806	13	1.37-429.20-490.00-524-00	Property Ins	2,806	2,806	2,806	13
14	-	-	1,000	14	1.37-429.20-490.00-610-00	Sup - Non Capital Equipment	1,000	1,000	1,000	14
15	-	102	-	15	1.37-429.20-490.00-615-00	Other M&S	-	-	-	15
16	3,772	3,729	3,500	16	1.37-429.20-490.00-622-10	Electricity - Cape Blanco Tower	3,500	3,500	3,500	16
17	3,220	3,709	3,000	17	1.37-429.20-490.00-622-20	Electricity - Agness Tower	3,000	3,000	3,000	17
18	4,003	3,636	3,500	18	1.37-429.20-490.00-622-30	Electricity - Grizzly Tower	3,500	3,500	3,500	18
19	2,378	2,346	2,500	19	1.37-429.20-490.00-622-50	Electric - Black Mound Tower	2,500	2,500	2,500	19
20	-	-	50	20	1.37-429.20-490.00-665-10	Fuel - Diesel - Cape Blanco Tower	50	50	50	20
21	-	-	50	21	1.37-429.20-490.00-665-20	Fuel - Diesel - Agness Tower	50	50	50	21
22	-	-	50	22	1.37-429.20-490.00-665-30	Fuel - Diesel - Grizzly Tower Tower	50	50	50	22
23	1,377	968	1,465	23	1.37-429.20-490.00-665-40	Fuel - Propane - Bosley Tower	1,465	1,465	1,465	23
24	-	-	50	24	1.37-429.20-490.00-665-50	Fuel - Diesel - Black Mound Tower	50	50	50	24
25	1,460	1,576	1,894	25	1.37-429.20-490.00-820-00	IGS - 2.20 Finance	1,894	1,894	1,894	25
26	1,398	1,500	1,411	26	1.37-429.20-490.00-822-00	IGS - 2.20 Counsel	1,411	1,411	1,411	26
27	1,462	2,288	2,954	27	1.37-429.20-490.00-826-00	IGS - 2.20 Info Tech	2,954	2,954	2,954	27
28	1,292	908	868	28	1.37-429.20-490.00-828-00	IGS - 2.20 BOC Office	868	868	868	28
29	558	1,236	1,216	29	1.37-429.20-490.00-830-00	IGS - 2.20 Commissioners	1,326	1,326	1,326	29
30	151,157	92,311	102,131	30	TOTAL MATERIALS & SERVICES		102,241	102,241	102,241	30
31	-	-	21,689	31	1.37-429.20-490.00-712-00	Capital - Remote Site Monitoring	21,689	21,689	21,689	31
32	-	-	21,689	32	TOTAL CAPITAL		21,689	21,689	21,689	32
33	-	-	3,571	33	1.37-429.20-496.00-000-00	Operating Contingency	45,798	45,798	45,798	33
34	-	-	3,571	34	TOTAL CONTINGENCY		45,798	45,798	45,798	34
35	151,157	92,311	127,391	35	TOTAL REQUIREMENTS		169,728	169,728	169,728	35
36	36,770	55,630	-	36	ENDING FUND BALANCE		-	-	-	36

L I N E #	HISTORICAL DATA			L I N E #	RESOURCE/REQUIREMENT DESCRIPTION ADOPTED	1 Budget For 2021-2022 Year			L I N E #	
	Actual		10 Adopted Budget This Year 06/30/21			2021-2022 Proposed by Budget Officer	2021-2022 Approved by Budget Committee	2021-2022 Adopted by Governing Body		
	Audited	Unaudited								
Second Preceeding Year 06/30/19	First Preceeding Year 06/30/20		Account Number	Account Description						
Tab 16				Tab 16	TOWERS FUND - Capital Department				Tab 16	
1	-	-	203	1	1.37-429.24-350.00-000-11	Cape Blanco Capital - CFPA	203	203	203	1
2	-	-	560	2	1.37-429.24-350.00-000-17	Cape Blanco Capital - BPA	560	560	560	2
3	-	-	300	3	1.37-429.24-350.00-000-21	Agness Capital- CFPA	300	300	300	3
4	-	-	266	4	1.37-429.24-350.00-000-31	Grizzly Capital- CFPA	266	266	266	4
5	-	-	266	5	1.37-429.24-350.00-000-35	Grizzly Capital- GB FIRE	266	266	266	5
6	-	-	300	6	1.37-429.24-350.00-000-51	Blk Mound Capital- CFPA	300	300	300	6
7	-	-	-	7	1.37-429.24-380.00-000-00	Misc Reimb - Storm Damage	-	-	-	7
8	96,300	-	96,300	8	1.37-429.24-391.00-000-10	Tran In - 1.10 GF Other Req/Non Dept	-	-	-	8
9	823,000	-	-	9	1.37-429.24-391.00-224-00	Tran In - 2.24 Road Cap Improvements	100,000	100,000	100,000	9
10	6,812	372,203	207,195	10	1.37-429.24-399.01-000-00	Assigned Fund Balance	207,195	207,195	207,195	10
11	926,112	372,203	305,390	11		TOTAL RESOURCES	309,090	309,090	309,090	11
12	36	-	-	12	1.37-429.24-490.00-541-00	Advertise - Legal	-	-	-	12
13	-	-	-	13	1.37-429.24-490.00-615-00	Other M & S - System Maint	-	-	-	13
14	-	-	-	14	1.37-429.24-490.00-615-01	Other M & S - Storm Damage	-	-	-	14
15	36	-	-	15		TOTAL MATERIALS & SERVICES	-	-	-	15
16	553,873	285,680	-	16	1.37-429.24-490.00-742-00	Capital Improvements	-	-	-	16
17	553,873	285,680	-	17		TOTAL CAPITAL IMPROVEMENTS	-	-	-	17
18	-	-	305,390	18	1.37-429.24-490.00-850-00	Reserve for Future Expenditure	309,090	309,090	309,090	18
19	-	-	305,390	19		TOTAL UNAPPROPRIATED	309,090	309,090	309,090	19
20	-	-	-	20	1.37-429.24-496.00-000-00	Operating Contingency	-	-	-	20
21	-	-	-	21		TOTAL CONTINGENCY	-	-	-	21
22	553,909	285,680	305,390	22		TOTAL REQUIREMENTS	309,090	309,090	309,090	22
23	372,203	86,523	-	23		ENDING FUND BALANCE	-	-	-	23
24				24						24
25	43,582	408,973	-	25		TOTAL FUND 1.37 ENDING FUND BALANCE	-	-	-	25

L I N E #	HISTORICAL DATA			L I N E #	RESOURCE/REQUIREMENT DESCRIPTION ADOPTED	- 1 1			L I N E #
	Actual		10			Budget For 2021-2022 Year			
	Audited	Unaudited				2021-2022 Proposed by Budget Officer	2021-2022 Approved by Budget Committee	2021-2022 Adopted by Governing Body	
Second Preceding Year 06/30/19	First Preceding Year 06/30/20	Adopted Budget This Year 06/30/21	Account Number	Account Description					
-	-	-		1. Total Personnel Services.....	-	-	-		
95,341	151,193	104,117		2. Total Materials and Services.....	102,241	102,241	102,241		
-	553,873	21,584		3. Total Capital Outlay.....	21,689	21,689	21,689		
-	-	-		5. Total Transfers.....	-	-	-		
-	-	207,195		6. Total Contingencies.....	45,798	45,798	45,798		
-	-	-		8. Total Unappropriated	309,090	309,090	309,090		
95,341	705,066	332,896		9. Total Requirements (add lines 1 - 8).....	478,818	478,818	478,818		
138,923	1,114,039	332,896		10. Total Resources Except Property Taxes.....	478,818	478,818	478,818		
43,582	408,973	-		Ending Fund Balance					

OTHER SPECIAL REVENUES

This fund is reserved for revenues collected for a specific purpose. The fund has six sub-funds:

- Court Mediation
- State Court Security
- Solid Waste
- Port Orford Landfill Trust
- PEG Access
- TLT Promotion
- Vacant Property Registration

Only one of the sub-funds has a cost allocation for staff services:

<u>Position</u>	<u>Salary Range</u>	<u>FTE</u>
County Legal Counsel	BB	0.14
Facilities Director	P	0.10
Legal Assistant	G	0.05
		0.29 Total

L I N E #	HISTORICAL DATA			L I N E #	RESOURCE/REQUIREMENT DESCRIPTION ADOPTED	1 Budget For 2021-2022 Year			L I N E #
	Actual		10						
	Audited	Unaudited	Adopted			2021-2022	2021-2022	2021-2022	
Second	First	Budget	Proposed	Approved	Adopted				
Preceeding	Preceeding	This Year	by Budget	by Budget	by Governing				
Year	Year	This Year	Officer	Committee	Body				
06/30/19	06/30/20	06/30/21							
#	#	#	Account Number	Account Description	#				
Tab 17			Tab 17	OTHER SPECIAL REVENUE FUND - Court Mediation Department	Tab 17				
1		-	9,500	1 1.90-610.00-351.17-000-00	Fines - State Court Mediation	9,975	9,975	9,975	1
2	From Fund 1.19	-	12,000	2 1.90-610.00-391.43-000-00	Tran In - 1.19 Court Mediation		-	-	2
3	2020-2021 Budget	-	250	3 1.90-610.00-391.99-000-00	Allocated Interest	262	262	262	3
4	-	-	-	4 1.90-610.00-399.03-000-00	Restricted Fund Balance	39,000	39,000	39,000	4
5	-	-	21,750	5	TOTAL RESOURCES	49,237	49,237	49,237	5
6	-	-	21,750	6 1.90-610.00-490.00-330-00	Pro Svcs - General	49,237	49,237	49,237	6
7	-	-	-	7 1.90-610.00-490.00-615-00	Other Materials & Services	-	-	-	7
8	-	-	21,750	8	TOTAL MATERIAL & SERVICES	49,237	49,237	49,237	8
9	-	-	21,750	9	TOTAL REQUIREMENTS	49,237	49,237	49,237	9
10	-	-	-	10	CONTRIBUTUION TO/(FROM) FUND	-	-	-	10

L I N E #	HISTORICAL DATA			L I N E #	RESOURCE/REQUIREMENT DESCRIPTION ADOPTED	1 Budget For 2020-2021 Year			L I N E #	
	Actual		10			2020-2021 Proposed by Budget Officer	2020-2021 Approved by Budget Committee	2020-2021 Adopted by Governing Body		
	Audited	Unaudited	Adopted Budget This Year							
Second Preceeding Year 06/30/18	First Preceeding Year 06/30/19	Adopted Budget This Year 06/30/20	Account Number	Account Description						
Tab 15			Tab 15		FUND. - Court Mediation				Tab 15	
1	10,906	10,906	9,500	1	1.19-412.43-351.17-000-00	Fines - State Court Mediation	-	-	-	1
2	268	461	250	2	1.19-412.43-391.99-000-00	Allocated Interest	-	-	-	2
3	9,245	11,635	10,000	3	1.19-412.43-399.03-000-00	Restricted Fund Balance	12,000	12,000	12,000	3
4	20,420	23,003	19,750	4		TOTAL RESOURCES	12,000	12,000	12,000	4
5	8,785	5,522	19,750	5	1.19-412.43-490.00-330-00	Pro Svcs - General	-	-	-	5
6	-	-	-	6	1.19-412.43-490.00-615-00	Other Materials & Services	-	-	-	6
7	8,785	5,522	19,750	7		TOTAL MATERIAL & SERVICES	-	-	-	7
8	-	-	-	8	1.19-412.43-491.90-000-00	Tran To - 1.90 Other Special Revenue Fund	12,000	12,000	12,000	8
9	-	-	-	9		Total TRANSFERS	12,000	12,000	12,000	9
10	8,785	5,522	19,750	10		TOTAL REQUIREMENTS	12,000	12,000	12,000	10
11	11,635	17,481	-	11		ENDING FUND BALANCE	-	-	-	11

REFERENCE ONLY

L I N E #	HISTORICAL DATA			L I N E #	RESOURCE/REQUIREMENT DESCRIPTION ADOPTED	1 Budget For 2021-2022 Year			L I N E #	
	Actual		10							
	Audited	Unaudited	Adopted			2021-2022	2021-2022	2021-2022		
Second	First	Budget	Proposed	Approved	Adopted					
Preceeding	Preceeding	This Year	by Budget	by Budget	by Governing					
Year	Year	This Year	Officer	Committee	Body					
06/30/19	06/30/20	06/30/21								
#		#	Account Number	Account Description						
Tab 17		Tab 17	OTHER SPECIAL REVENUE FUND - State Court Security Department			Tab 17				
1	-	-	30,000	1	1.90-615.00-335.15-000-00	State - Jail Assessments	31,500	31,500	31,500	1
2	From Fund 1.23	-	265,000	2	1.90-615.00-391.23-000-00	Tran In - 1.23 State Court Security		-	-	2
3	2020-2021 Budget	-	2,000	3	1.90-615.00-391.99-000-00	Allocated Interest	2,100	2,100	2,100	3
4	-	-	-	4	1.90-615.00-399.03-000-00	Restricted Fund Balance	278,250	278,250	278,250	4
5	-	-	297,000	5		TOTAL RESOURCES	311,850	311,850	311,850	5
6	-	-	-	6	1.90-615.00-490.00-610-00	Sup - Non-Capital Furniture	-	-	-	6
7	-	-	-	7	1.90-615.00-490.00-615-00	Other Materials & Services	-	-	-	7
8	-	-	-	13		Total Materials & Services	-	-	-	8
9	-	-	297,000	9	1.90-615.00-490.00-721-00	Capital - Courtroom Improve	311,850	311,850	311,850	9
10	-	-	297,000	10		TOTAL CAPITAL OUTLAY	311,850	311,850	311,850	10
11	-	-	297,000	11		TOTAL REQUIREMENTS	311,850	311,850	311,850	11
12	-	-	-	12		ENDING FUND BALANCE	-	-	-	12

L I N E #	HISTORICAL DATA			L I N E #	RESOURCE/REQUIREMENT DESCRIPTION ADOPTED	1 Budget For 2020-2021 Year			L I N E #	
	Actual		10							
	Audited	Unaudited	Adopted			2020-2021	2020-2021	2020-2021		
Second	First	Budget	2020-2021	2020-2021	2020-2021	2020-2021	2020-2021	2020-2021		
Preceeding	Preceeding	This Year	Proposed	Approved	Adopted	Proposed	Approved	Adopted		
Year	Year	This Year	by Budget	by Budget	by Governing	by Budget	by Budget	by Governing		
06/30/18	06/30/19	06/30/20	Officer	Committee	Body	Officer	Committee	Body		
Tab 15			Tab 15		Dept. - State Court Security				Tab 15	
1	36,860	33,003	30,000	1	1.23-421.26-335.15-000-00	State - Jail Assessments	-	-	-	1
2	4,409	6,487	2,000	2	1.23-421.26-391.99-000-00	Allocated Interest	-	-	-	2
3	239,300	280,283	230,000	3	1.23-421.26-399.03-000-00	Restricted Fund Balance	265,000	265,000	265,000	3
4	280,569	319,773	262,000	4		TOTAL RESOURCES	265,000	265,000	265,000	4
5	-	293	-	5	1.23-421.26-490.00-610-00	Sup - Non-Capital Furniture	-	-	-	5
6	-	-	-	6	1.23-421.26-490.00-615-00	Other Materials & Services	-	-	-	6
7	-	293	-	7		Total Materials & Services	-	-	-	7
8	287	87,562	262,000	8	1.23-421.26-490.00-721-00	Capital - Courtroom Improve	-	-	-	8
9	287	87,562	262,000	9		TOTAL CAPITAL OUTLAY	-	-	-	9
10	-	-	-	10	1.23-421.26-491.90-000-00	Tran To - 1.90 Other Special Revenue Fund	265,000	265,000	265,000	10
11	-	-	-	11		Total TRANSFERS	265,000	265,000	265,000	11
12	287	87,854	262,000	12		TOTAL REQUIREMENTS	265,000	265,000	265,000	12
13	280,283	231,919	-	13		ENDING FUND BALANCE	-	-	-	13

REFERENCE ONLY

L I N E #	HISTORICAL DATA			L I N E #	RESOURCE/REQUIREMENT DESCRIPTION ADOPTED	1 Budget For 2021-2022 Year			L I N E #		
	Actual		10 Adopted Budget This Year 06/30/21			Account Number	Account Description	2021-2022 Proposed by Budget Officer		2021-2022 Approved by Budget Committee	2021-2022 Adopted by Governing Body
	Audited	Unaudited									
	Second Preceding Year 06/30/19	First Preceding Year 06/30/20									
Tab 17			Tab 17	OTHER SPECIAL REVENUE FUND - Solid Waste Dept					Tab 17		
1	-	-	190,000	1	1.90-630.00-318.20-000-00	Other - Solid Waste Franchise	190,000	190,000	190,000	1	
2	-	-	-	2	1.90-630.00-390.00-000-00	Reimbursement - Misc		-	-	2	
3	-	-	190,000	3	TOTAL RESOURCES		190,000	190,000	190,000	3	
4			21,820	4	1.90-630.00-490.00-110-00	Sal - Regular	21,370	21,370	21,370	4	
5	From Fund 1.10 2020-2021 Budget		4,524	5	1.90-630.00-490.00-213-00	Ben - Health Insurance	4,524	4,524	4,524	5	
6			23	6	1.90-630.00-490.00-214-00	Ben - Life Insurance	23	23	23	6	
7			1,669	7	1.90-630.00-490.00-220-00	Ben - FICA	1,635	1,635	1,635	7	
8			4,563	8	1.90-630.00-490.00-230-00	Ben - PERS - County Portion	4,629	4,629	4,629	8	
9			164	9	1.90-630.00-490.00-250-00	Ben - Unemployment Insurance	160	160	160	9	
10			121	10	1.90-630.00-490.00-260-00	Ben - Worker's Compensation	133	133	133	10	
11			13	11	1.90-630.00-490.00-290-00	Ben - OR W/C Assessment	13	13	13	11	
12			-	12	1.90-630.00-490.00-295-00	IGS - 3.10 Unemp Self Ins Reserve		-	-	12	
13			32,897	13	TOTAL PERSONNEL SERVICES		32,487	32,487	32,487	13	
14			500	14	1.90-630.00-490.00-330-00	Pro Svcs - General	500	500	500	14	
15			103	15	1.90-630.00-490.00-521-00	Gen Liab Ins	103	103	103	15	
16			758	16	1.90-630.00-490.00-524-00	Property Insurance	758	758	758	16	
17			500	17	1.90-630.00-490.00-580-00	Travel - Meals & Lodging	500	500	500	17	
18			200	18	1.90-630.00-490.00-595-00	Postage	200	200	200	18	
19			200	19	1.90-630.00-490.00-600-00	Sup-Office	200	200	200	19	
20			250	20	1.90-630.00-490.00-615-09	Other M&S - DEQ Permits	250	250	250	20	
21			715	21	1.90-630.00-490.00-820-00	IGS - 2.20 Finance	603	603	603	21	
22			355	22	1.90-630.00-490.00-821-00	IGS - 2.20 Payroll/HR	204	204	204	22	
23			533	23	1.90-630.00-490.00-822-00	IGS - 2.20 Counsel	391	391	391	23	
24			-	24	1.90-630.00-490.00-824-00	IGS - 2.20 Occupancy	-	-	-	24	
25			1,115	25	1.90-630.00-490.00-826-00	IGS - 2.20 IT/Telecom	578	578	578	25	
26			328	26	1.90-630.00-490.00-828-00	IGS - 2.20 BOC Office	228	228	228	26	
27			459	27	1.90-630.00-490.00-830-00	IGS - 2.20 Commissioners	495	495	495	27	
28			6,016	28	TOTAL MATERIALS & SERVICES		5,010	5,010	5,010	28	
29			151,087	29	1.90-630.00-496.00-000-00	Operating Contingency	152,503	152,503	152,503	29	
30			151,087	30	TOTAL CONTINGENCY		152,503	152,503	152,503	30	
31			190,000	31	TOTAL REQUIREMENTS		190,000	190,000	190,000	31	
32			-	32	CONTRIBUTION TO/(FROM) FUND		-	-	-	32	

L I N E #	HISTORICAL DATA			L I N E #	RESOURCE/REQUIREMENT DESCRIPTION ADOPTED	1			0.75% L
	Actual		10			Budget For 2020-2021 Year			
	Audited Second Preceding Year 06/30/18	Unaudited First Preceding Year 06/30/19	Adopted Budget This Year 06/30/20			2020-2021 Proposed by Budget Officer	2020-2021 Approved by Budget Committee	Adopted by Governing Body	
			Account Number	Account Description					
Tab 12				Tab 12	GENERAL FUND - Solid Waste Dept				Tab 12
1	101,837	106,451	95,000	1	1.10-432.10-318.20-000-00	Other - Solid Waste Franchise	-	-	1
2	5,382	-	-	2	1.10-432.10-390.00-000-00	Reimbursement - Misc	-	-	2
3	107,219	106,451	95,000	3		TOTAL RESOURCES	To Fund 1.90		3
4	12,744	12,516	13,052	4	1.10-432.10-490.00-110-00	Sal - Regular	-	-	4
5	1,680	1,932	2,142	5	1.10-432.10-490.00-213-00	Ben - Health Insurance	-	-	5
6	7	7	11	6	1.10-432.10-490.00-214-00	Ben - Life Insurance	-	-	6
7	949	938	999	7	1.10-432.10-490.00-220-00	Ben - FICA	-	-	7
8	2,842	2,780	2,902	8	1.10-432.10-490.00-230-00	Ben - PERS - County Portion	-	-	8
9	-	-	-	9	1.10-432.10-490.00-250-00	Ben - Unemployment Insurance	-	-	9
10	12	9	11	10	1.10-432.10-490.00-260-00	Ben - Worker's Compensation	-	-	10
11	7	6	7	11	1.10-432.10-490.00-290-00	Ben - OR W/C Assessment	-	-	11
12	104	93	98	12	1.10-432.10-490.00-295-00	IGS - 3.10 Unemp Self Ins Reserve	-	-	12
13	18,345	18,282	19,222	13		TOTAL PERSONNEL SERVICES	-	-	13
14	-	-	500	14	1.10-432.10-490.00-330-00	Pro Svcs - General	-	-	14
15	85	83	200	15	1.10-432.10-490.00-521-00	Gen Liab Ins	-	-	15
16	585	628	650	16	1.10-432.10-490.00-524-00	Property Insurance	-	-	16
17	100	100	250	17	1.10-432.10-490.00-615-00	Other I&S - DEQ Permits	-	-	17
18	303	280	281	18	1.10-432.10-490.00-820-00	IGS - 2.20 Finance	-	-	18
19	133	113	113	19	1.10-432.10-490.00-821-00	IGS - 2.20 Payroll/HR	-	-	19
20	311	269	266	20	1.10-432.10-490.00-822-00	IGS - 2.20 Counsel	-	-	20
21	-	-	-	21	1.10-432.10-490.00-824-00	IGS - 2.20 OCCUPANCY	-	-	21
22	316	272	407	22	1.10-432.10-490.00-825-00	IGS - 2.20 IT/TELECOM	-	-	22
23	215	246	161	23	1.10-432.10-490.00-828-00	IGS - 2.20 BOC OFFICE	-	-	23
24	125	107	220	24	1.10-432.10-490.00-831-00	IGS - 2.20 COMMISSIONERS	-	-	24
25	2,172	2,098	3,048	25		TOTAL MATERIALS & SERVICES	-	-	25
26	20,517	20,380	22,270	26		TOTAL REQUIREMENTS	-	-	26
27	86,702	86,070	72,730	27		CONTRIBUTION TO/(FROM) FUND	-	-	27

L I N E #	HISTORICAL DATA			L I N E #	RESOURCE/REQUIREMENT DESCRIPTION ADOPTED	1 Budget For 2021-2022 Year			L I N E #
	Actual		10						
	Audited	Unaudited	Adopted			2021-2022	2021-2022	2021-2022	
Second	First	Budget	Proposed	Approved	Adopted				
Preceding	Preceding	This Year	by Budget	by Budget	by Governing				
Year	Year	This Year	Officer	Committee	Body				
06/30/19	06/30/20	06/30/21							
#	#	#	Account Number	Account Description	#				
Tab 17			Tab 17	OTHER SPECIAL REVENUE FUND - Port Orford Landfill Trust Department	Tab 17				
1	-	-	31,300	1 1.90-635.00-344.30-000-00 Other - Post Closure Trust	- - 1				
2	From Fund 1.35		5,000	2 1.90-635.00-361.10-000-00 Interest Revenues	- - 2				
3	2020-2021 Budget		-	3 1.90-635.00-390.00-000-00 Reimbursement- Misc.	- - 3				
4			300,000	4 1.90-635.00-391.36-000-00 Tran In - 1.35 Port Orford Landfill Trust	- - 4				
5			-	5 1.90-635.00-399.03-000-00 Restricted Fund Balance	354,899 354,899 354,899 5				
6	-	-	336,300	6 TOTAL RESOURCES	354,899 354,899 354,899 6				
7	-	-	15,000	7 1.90-635.00-490.00-331-00 Pro Svcs-Engineering	15,000 15,000 15,000 7				
8	-	-	9,600	8 1.90-635.00-490.00-431-10 R&M Grounds	9,600 9,600 9,600 8				
9	-	-	115	9 1.90-635.00-490.00-521-00 Gen Liab Ins	115 115 115 9				
10	-	-	5,300	10 1.90-635.00-490.00-615-55 Grizzly Ops Maint- ODOT	- - 10				
11	-	-	4,000	11 1.90-635.00-490.00-880-00 Fees-Landfill Trust Account	4,000 4,000 4,000 11				
12	-	-	34,015	12 TOTAL MATERIALS & SERVICES	28,715 28,715 28,715 12				
13	-	-	36,000	13 1.90-635.00-490.00-745-00 Capital Outlay-Other	36,000 36,000 36,000 13				
14	-	-	36,000	14 TOTAL CAPITAL OUTLAY	36,000 36,000 36,000 14				
15	-	-	75,000	15 1.90-635.00-490.00-850-00 Reserve for Future Expenditure	75,000 75,000 75,000 15				
16	-	-	75,000	16 TOTAL UNAPPROPRIATED	75,000 75,000 75,000 16				
17	-	-	75,000	17 1.90-635.00-390.00-000-00 Misc Reimbursement	- - 17				
18	-	-	116,285	18 1.90-635.00-496.00-000-00 Operating Contingency	215,184 215,184 215,184 18				
19	-	-	191,285	19 TOTAL CONTINGENCY	215,184 215,184 215,184 19				
20	-	-	336,300	20 TOTAL REQUIREMENTS	354,899 354,899 354,899 20				
21	-	-	-	21 ENDING FUND BALANCE	- - - 21				

L I N E #	HISTORICAL DATA			L I N E #	RESOURCE/REQUIREMENT DESCRIPTION ADOPTED	1 Budget For 2020-2021 Year			L I N E #
	Actual		10			2020-2021 Proposed by Budget Officer	2020-2021 Approved by Budget Committee	2020-2021 Adopted by Governing Body	
	Audited	Unaudited	Adopted Budget This Year						
Second Preceding Year 06/30/18	First Preceding Year 06/30/19	Adopted Budget This Year 06/30/20	Account Number	Account Description					
Tab 16			Tab 16		FUND - Port Orford Landfill Trust				Tab 16
1	31,095	39,450	31,300	1	1.35-432.10-344.30-000-00 Other- Post Closure Trust	-	-	-	1
2	5,595	6,799	5,000	2	1.35-432.10-361.10-000-00 Interest Revenues	-	-	-	2
3	(4,726)	(9,073)	-	3	1.35-432.10-390.00-000-00 Reimbursement- Misc.	-	-	-	3
4	288,593	309,926	280,000	4	1.35-432.10-399.03-000-00 Restricted Fund Balance	300,000	300,000	300,000	4
5	320,557	347,101	316,300	5	TOTAL RESOURCES	300,000	300,000	300,000	5
6	4,690	14,370	15,000	6	1.35-432.10-490.00-331-00 Pro Svcs-Engineering	-	-	-	6
7	699	2,248	9,600	7	1.35-432.10-490.00-431-10 R&M Grounds	-	-	-	7
8	629	668	2,000	8	1.35-432.10-490.00-521-00 Gen Liab Ins	-	-	-	8
9	150	157	5,300	9	1.35-432.10-490.00-615-00 Grizzly Ops Maint- ODOT	-	-	-	9
10	4,463	4,760	4,000	10	1.35-432.10-490.00-880-00 Fees-Landfill Trust Account	-	-	-	10
11	10,632	22,202	35,900	11	TOTAL MATERIALS & SERVICES	-	-	-	11
12	-	-	36,000	12	1.35-432.10-490.00-745-00 Capital Outlay-Other	-	-	-	12
13	-	-	36,000	13	TOTAL CAPITAL OUTLAY	-	-	-	13
14	-	-	-	14	1.35-432.10-491.90-000-00 Tran To - 1.90 Other Special Revenue Fund	300,000	300,000	300,000	14
15	-	-	-	15	Total TRANSFERS	300,000	300,000	300,000	15
16	-	-	75,000	16	1.35-432.10-490.00-850-00 Reserve for Future Expenditure	-	-	-	16
17	-	-	75,000	17	TOTAL UNAPPORTIONED	-	-	-	17
18	-	-	75,000	18	1.37-429.20-390.00-000-00 Misc Reimbursement	-	-	-	18
19	-	-	169,400	19	1.35-432.10-496.00-000-00 Operating Contingency	-	-	-	19
20	-	-	169,400	20	TOTAL CONTINGENCY	-	-	-	20
21	10,632	22,202	316,300	21	TOTAL REQUIREMENTS	300,000	300,000	300,000	21
22	309,926	324,900	-	22	ENDING FUND BALANCE	-	-	-	22

REFERENCE ONLY

L I N E #	HISTORICAL DATA			L I N E #	RESOURCE/REQUIREMENT DESCRIPTION ADOPTED	1 Budget For 2021-2022 Year			L I N E #
	Actual		10						
	Audited	Unaudited	Adopted			2021-2022	2021-2022	2021-2022	
Second	First	Budget	Proposed	Approved	Adopted				
Preceeding	Preceeding	This Year	by Budget	by Budget	by Governing				
Year	Year	This Year	Officer	Committee	Body				
06/30/19	06/30/20	06/30/21							
#	#	#	Account Number	Account Description					
Tab 17			Tab 17	OTHER SPECIAL REVENUE FUND - PEG Access Department	Tab 17				
1	-	-	10,000	1 1.90-645.00-318.21-000-00 Fees - Peg Access	10,000 10,000 10,000 1				
2	From Fund 2.32	-	20,000	2 1.90-645.00-391.34-000-00 Tran In - 2.32 PEG Access	30,000 30,000 30,000 2				
3	2020-2021 Budget	-	-	3 1.90-645.00-391.99-000-00 Allocated Interest	- - - 3				
4	-	-	-	4 1.90-645.00-399.03-000-00 Restricted Fund Balance	30,000 30,000 30,000 4				
5	-	-	30,000	5 TOTAL RESOURCES	70,000 70,000 70,000 5				
6	-	-	30,000	6 1.90-645.00-490.00-745-00 Capital - PEG Equipment	70,000 70,000 70,000 6				
7	-	-	30,000	7 TOTAL CAPITAL OUTLAY	70,000 70,000 70,000 7				
8	-	-	30,000	8 TOTAL REQUIREMENTS	70,000 70,000 70,000 8				
9	-	-	-	9 ENDING FUND BALANCE	- - - 9				

L I N E #	HISTORICAL DATA			L I N E #	RESOURCE/REQUIREMENT DESCRIPTION ADOPTED Account Number Account Description	1 1 Budget For 2020-2021 Year			L I N E #
	Actual		10			2020-2021 Proposed by Budget Officer	2020-2021 Approved by Budget Committee	2020-2021 Adopted by Governing Body	
	Second Preceeding Year 06/30/18	First Preceeding Year 06/30/19	Adopted Budget This Year 06/30/20						
Tab 26			Tab 26		Fund - PEG Access				Tab 26
1	18,078	18,260	10,000	1	2.32-465.20-318.21-000-00	Fees - Peg Access			
2	464	736	-	2	2.32-465.20-391.99-000-00	Allocated Interest			
3	27,416	23,724	15,000	3	2.32-465.20-399.03-000-00	Restricted Fund Balance	20,000	20,000	20,000
4	45,957	42,720	25,000	4		TOTAL RESOURCES	20,000	20,000	20,000
5	22,234	14,874	25,000	5	2.32-465.20-490.00-745-00	Capital - PEG Equipment	-	-	-
6	22,234	14,874	25,000	6		TOTAL CAPITAL OUTLAY	-	-	-
7	-	-	-	7	2.32-465.20-491.90-000-00	Tran To - 1.90 Other Special Rev Fund	20,000	20,000	20,000
8	-	-	-	8		Total TRANSFERS	20,000	20,000	20,000
9	22,234	14,874	25,000	9		TOTAL REQUIREMENTS	20,000	20,000	20,000
10	23,724	27,845	-	10		ENDING FUND BALANCE	-	-	-

To Fund 1.90
2020-21 Budget

REFERENCE ONLY

L I N E #	HISTORICAL DATA			L I N E #	RESOURCE/REQUIREMENT DESCRIPTION ADOPTED	1 Budget For 2021-2022 Year			L I N E #	
	Actual		10							
	Audited	Unaudited	Adopted			2021-2022	2021-2022	2021-2022		
Second	First	Budget	Proposed	Approved	Adopted					
Preceeding	Preceeding	This Year	by Budget	by Budget	by Governing					
Year	Year	This Year	Officer	Committee	Body					
06/30/19	06/30/20	06/30/21								
#		#	Account Number	Account Description						
Tab 17		Tab 17	OTHER SPECIAL REVENUE FUND - Transient Lodging Tax Department			Tab 17				
1	-	-	325,000	1	1.90-650.00-314.00-000-00	TLT Revenues (100%)	850,000	850,000	850,000	1
2	New Program	-	-	2	1.90-650.00-391.99-000-00	Allocated Interest		-	-	2
3	2020-2021 Budget	-	-	3	1.90-650.00-399.03-000-00	Restricted Fund Balance		-	-	3
4	-	-	325,000	4		TOTAL RESOURCES	850,000	850,000	850,000	4
5	-	-	100,000	5	1.90-650.00-490.00-615-34	Tourism Promotion 20%	170,000	170,000	170,000	5
6	-	-	100,000	6		TOTAL MATERIALS & SERVICES	170,000	170,000	170,000	6
7	-	-	100,000	7	1.90-650.00-491.28-000-04	Tran To - 1.28 Sheriff Criminal/ Patrol 25%	212,500	212,500	212,500	7
8	-	-	25,000	8	1.90-650.00-491.17-000-65	Tran To - 2.17 CD-Econ Dev 15%	127,500	127,500	127,500	8
9	-	-	100,000	9	1.90-650.00-491.07-000-00	Tran To - 2.14 Events Center 40%	340,000	340,000	340,000	9
10	-	-	225,000	10		TOTAL TRANSFERS	680,000	680,000	680,000	10
11	-	-	325,000	11		TOTAL REQUIREMENTS	850,000	850,000	850,000	11
12	-	-	-	12		ENDING FUND BALANCE	-	-	-	12

L I N E #	HISTORICAL DATA			L I N E #	RESOURCE/REQUIREMENT DESCRIPTION ADOPTED	1 Budget For 2021-2022 Year			L I N E #
	Actual		10 Adopted Budget This Year 06/30/21			2021-2022 Proposed by Budget Officer	2021-2022 Approved by Budget Committee	2021-2022 Adopted by Governing Body	
	Audited Second Preceding Year 06/30/19	Unaudited First Preceding Year 06/30/20							
Tab 17			Tab 17		OTHER SPECIAL REVENUE FUND - Vacant Property Registration				Tab 17
1	-	-	-	1	1.90-660.00-313.00-000-00 Vacant Property Registration Revenues	125,000	125,000	125,000	1
2	New Program	-	-	2	1.90-660.00-391.99-000-00 Allocated Interest	-	-	-	2
3	2021-2022 Budget	-	-	3	1.90-660.00-399.03-000-00 Restricted Fund Balance	-	-	-	3
4	-	-	-	4	TOTAL RESOURCES	125,000	125,000	125,000	4
5	-	-	-	5	1.90-660.00-490.00-330-00 Pro Svcs - Other	-	-	-	5
6	-	-	-	6	TOTAL MATERIALS & SERVICES	-	-	-	6
7	-	-	-	7	1.90-660.00-491.28-000-04 Tran To - 1.28 Sheriff Criminal/ Patrol 70%	87,500	87,500	87,500	7
8	-	-	-	8	1.90-660.00-491.17-000-35 Tran To - 2.17 Code Enforcement 30%	37,500	37,500	37,500	8
9	-	-	-	9	TOTAL TRANSFERS	125,000	125,000	125,000	9
10	-	-	-	10	TOTAL REQUIREMENTS	125,000	125,000	125,000	10
11	-	-	-	11	ENDING FUND BALANCE	-	-	-	11
12	-	-	-	12					12
13	-	-	-	13	TOTAL FUND 1.90 ENDING FUND BALANCE	-	-	-	13

Fund Summary

-	-	-	1. Total Personnel Services.....	32,487	32,487	32,487
-	-	-	2. Total Materials and Services.....	252,962	252,962	252,962
-	-	-	3. Total Capital Outlay.....	417,850	417,850	417,850
-	-	-	4. Total Debt Service.....	-	-	-
-	-	-	5. Total Transfers.....	805,000	805,000	805,000
-	-	-	6. Total Contingencies.....	367,687	367,687	367,687
-	-	-	8. Total Unappropriated	75,000	75,000	75,000
-	-	-	9. Total Requirements (add lines 1 - 8).....	1,950,986	1,950,986	1,950,986
-	-	-	10. Total Resources Except Property Taxes.....	1,950,986	1,950,986	1,950,986
-	-	-		-	-	-

FAIR

State Statutes 565

The Fair Fund is governed by the Fair Board and the operations are administered by the Event Center Manager, an appointed position. The Board conducts a broad range of activities year round, including issuing licenses and permits for public use of the fairgrounds to benefit county residents. The Board is also responsible for the maintenance, repair, and capital improvements of the fairgrounds and its facilities. In Curry County, the Fair Board is also responsible for the maintenance of the Even Center. The Fair fund has two sub-funds:

- Event Center
- Fair Operations

<u>Position</u>	<u>Salary Range</u>	<u>FTE</u>
Event Center Manager	M	1.00
Office Assistant		3 irregular
Maintenance Supervisor		Irregular
Maintenance		Irregular

L I N E #	HISTORICAL DATA			L I N E #	RESOURCE/REQUIREMENT DESCRIPTION ADOPTED	- 1 1			L I N E #	
	Actual		10			Budget For 2021-2022 Year				
	Audited	Unaudited	Adopted Budget This Year			2021-2022 Proposed by Budget Officer	2021-2022 Approved by Budget Committee	2021-2022 Adopted by Governing Body		
Second Preceding Year	First Preceding Year	06/30/21	Account Number	Account Description						
Tab 18			Tab 18	COUNTY FAIR FUND - Event Center Department				Tab 18		
1	-	-	-	1	2.14-451.40-347.83-000-00	Food Concessions	-	-	1	
2	285,840	12,490	-	2	2.14-451.40-362.51-000-00	Special Projects Special Revenue	-	-	2	
3	3,995	897	1,000	3	2.14-451.40-362.51-000-01	Rents-Arena	-	-	3	
4	14,781	25,578	30,000	4	2.14-451.40-362.51-000-03	Rents-Barn	-	-	4	
5	13,209	3,077	7,000	5	2.14-451.40-362.51-000-06	Rents-Docia	-	-	5	
6	1,000	-	1,000	6	2.14-451.40-362.51-000-07	Rents-Oceanview	-	-	6	
7	-	-	500	7	2.14-451.40-362.51-000-09	Rents-Gladys Mann	-	-	7	
8	6,258	1,487	3,500	8	2.14-451.40-362.51-000-10	Rents-Grounds	-	-	8	
9	5,063	2,598	6,000	9	2.14-451.40-362.51-000-11	Rents-Livestock Pavillion	6,000	6,000	6,000	9
10	3,850	925	500	10	2.14-451.40-362.51-000-12	Rents-Forestry Building	1,800	1,800	1,800	10
11	24,988	12,494	25,000	11	2.14-451.40-362.51-000-14	Rents-OSU Extension	25,000	25,000	25,000	11
12	8,740	840	3,000	12	2.14-451.40-362.51-000-16	Rents-Showcase	1,500	1,500	1,500	12
13	7,644	3,917	7,500	13	2.14-451.40-362.51-000-17	Rents-SWOCC	-	-	-	13
14	4,420	3,066	8,000	14	2.14-451.40-362.51-000-18	Rents-4-H Dormitory	-	-	-	14
15	200	5,892	500	15	2.14-451.40-364.00-000-00	Donations	-	-	-	15
16	1,700	1,785	1,800	16	2.14-451.40-364.10-000-00	Fundraising	-	-	-	16
17	10,660	8,818	9,000	17	2.14-451.40-380.00-000-00	Misc Revenue	-	-	-	17
18	-	-	20,000	18	2.14-451.40-380.00-000-10	Misc Revenue-Friends	-	-	-	18
19	-	181,565	100,000	19	2.14-451.40-391.38-000-00	Tran In - 1.90 TLT Revenues (50%)	340,000	340,000	340,000	19
20	15,500	18,600	14,307	20	2.14-451.40-391.12-000-00	Tran In - 1.10 GF Other /Non Dept	-	-	-	20
21	6,510	6,455	-	21	2.14-451.40-391.99-000-00	Allocated Interest	1,500	1,500	1,500	21
22	143,310	314,878	234,800	22	2.14-451.40-399.03-000-00	Restricted Fund Balance	411,415	411,415	411,415	22
23	557,667	605,361	473,407	23	TOTAL RESOURCES		787,215	787,215	787,215	23
24	-	-	-	24	2.14-451.00-490.00-110-00	Sal - Regular	34,755	34,755	34,755	24
25	58,748	42,957	41,760	25	2.14-451.40-490.00-120-00	Sal - Irregular	50,518	50,518	50,518	25
26	-	-	-	26	2.14-451.00-490.00-213-00	Health Insurance	10,140	10,140	10,140	26
27	-	-	-	27	2.14-451.00-490.00-214-00	Life Insurance	33	33	33	27
28	4,633	3,356	3,195	28	2.14-451.40-490.00-220-00	Ben - FICA	6,523	6,523	6,523	28
29	6,138	5,913	7,655	29	2.14-451.40-490.00-230-00	Ben - PERS - County Portion	18,470	18,470	18,470	29
30	-	324	-	30	2.14-451.40-490.00-250-00	Ben - Unemployment Insurance	640	640	640	30
31	564	360	462	31	2.14-451.40-490.00-260-00	Ben - Worker's Compensation	818	818	818	31
32	122	70	63	32	2.14-451.40-490.00-290-00	Ben - OR W/C Assessment	113	113	113	32
33	374	-	313	33	2.14-451.40-490.00-295-00	IGS - 3.10 Unemp Reserve	-	-	-	33
34	70,579	52,981	53,448	34	TOTAL PERSONNEL SERVICES		122,010	122,010	122,010	34

L I N E #	HISTORICAL DATA			L I N E #	RESOURCE/REQUIREMENT DESCRIPTION ADOPTED	- 1 1			L I N E #	
	Actual		10			Budget For 2021-2022 Year				
	Audited	Unaudited	Adopted			2021-2022	2021-2022	2021-2022		
Second	First	Budget	Proposed	Approved	Adopted					
Preceeding	Preceeding	This Year	by Budget	by Budget	by Governing					
Year	Year	This Year	Officer	Committee	Body					
06/30/19	06/30/20	06/30/21								
1	190	-	300	1	2.14-451.40-490.00-310-00	Training & Education	-	-	-	1
2	-	-	-	2	2.14-451.40-490.00-315-00	Conference Fees	500	500	500	2
3	-	-	-	3	2.14-451.40-490.00-322-00	Fees - Permits	5,000	5,000	5,000	3
4	2,605	23,083	75,000	4	2.14-451.40-490.00-330-00	Pro Svcs - General	17,000	17,000	17,000	4
5	-	-	-	5	2.14-451.40-490.00-330-01	Pro Svcs - I.T.	2,000	2,000	2,000	5
6	16,494	20,424	17,000	6	2.14-451.40-490.00-411-00	Util - Water & Sewer	20,000	20,000	20,000	6
7	1,879	1,862	2,500	7	2.14-451.40-490.00-412-00	Util - Internet Communication	2,500	2,500	2,500	7
8	1,868	2,110	2,200	8	2.14-451.40-490.00-415-00	Util - Telephone	2,200	2,200	2,200	8
9	4,793	4,544	5,000	9	2.14-451.40-490.00-421-00	Util - Waste Disposal	5,500	5,500	5,500	9
10	2,861	1,763	4,000	10	2.14-451.40-490.00-430-00	Rep & Maint - Equipment	-	-	-	10
11	2,742	668	60,000	11	2.14-451.40-490.00-431-00	Rep & Maint - Building	345,274	345,274	345,274	11
12	1,768	278	-	12	2.14-451.40-490.00-431-01	R & M - Arena	-	-	-	12
13	898	1,616	-	13	2.14-451.40-490.00-431-02	R & M - Arena Restrooms	-	-	-	13
14	690	599	-	14	2.14-451.40-490.00-431-03	R & M - Barn	-	-	-	14
15	-	-	-	15	2.14-451.40-490.00-431-04	R & M - Beach Restrooms	-	-	-	15
16	-	-	-	16	2.14-451.40-490.00-431-05	R & M - Caretaker	-	-	-	16
17	17,878	10,373	-	17	2.14-451.40-490.00-431-06	R & M - Docia/Oceanview	-	-	-	17
18	-	-	-	18	2.14-451.40-490.00-431-07	R & M - Docia Restrooms	-	-	-	18
19	375	-	-	19	2.14-451.40-490.00-431-08	R & M - Floral Bldg.	-	-	-	19
20	567	-	-	20	2.14-451.40-490.00-431-09	R & M - Gladys Mann	-	-	-	20
21	7,661	4,072	-	21	2.14-451.40-490.00-431-10	R & M - Grounds	-	-	-	21
22	9	-	-	22	2.14-451.40-490.00-431-11	R & M - Livestock Pavilion	-	-	-	22
23	24	-	-	23	2.14-451.40-490.00-431-12	R & M - Forestry Learning Center	-	-	-	23
24	2,670	516	-	24	2.14-451.40-490.00-431-13	R & M - Office	-	-	-	24
25	11,703	1,753	-	25	2.14-451.40-490.00-431-14	R & M - OSU Extension	-	-	-	25
26	251	-	-	26	2.14-451.40-490.00-431-15	R & M - Shop	-	-	-	26
27	1,128	119	-	27	2.14-451.40-490.00-431-16	R & M - Showcase	-	-	-	27
28	36	-	-	28	2.14-451.40-490.00-431-17	R & M - SOCC	-	-	-	28
29	784	334	-	29	2.14-451.40-490.00-431.18	R & M - Dormitory	-	-	-	29
30	33	17	-	30	2.14-451.40-490.00-432-00	R & M - Site	-	-	-	30
31	150	140	1,000	31	2.14-451.40-490.00-442-00	Rental - Equipment	200	200	200	31
32	983	1,446	1,244	32	2.14-451.40-490.00-521-00	Ins - Liability - General	1,244	1,244	1,244	32
33	-	-	-	33	2.14-451.40-490.00-523-00	Ins - Liability - Pro	-	-	-	33

L I N E #	HISTORICAL DATA			L I N E #	RESOURCE/REQUIREMENT DESCRIPTION ADOPTED	- 1 1 Budget For 2021-2022 Year			L I N E #	
	Actual		10 Adopted Budget This Year 06/30/21			2021-2022 Proposed by Budget Officer	2021-2022 Approved by Budget Committee	2021-2022 Adopted by Governing Body		
	Audited	Unaudited								
Second Preceeding Year 06/30/19	First Preceeding Year 06/30/20		Account Number	Account Description						
1	11,049	11,505	14,447	1	2.14-451.40-490.00-524-00	Property Ins	14,447	14,447	14,447	1
2	-	-	-	2	2.14-451.40-490.00-525-00	Ins - Bonds		-	-	2
3	905	510	800	3	2.14-451.40-490.00-542-00	Advertising - Other	200	200	200	3
4	1,421	1,709	1,500	4	2.14-451.40-490.00-550-00	Copying & Printing	1,500	1,500	1,500	4
5	64	11	800	5	2.14-451.40-490.00-580-00	Travel - Meals & Lodging	1,000	1,000	1,000	5
6	339	162	400	6	2.14-451.40-490.00-581-00	IGS - 1.15 Assigned Vehicles		-	-	6
7	339	162	-	7	2.14-451.40-490.00-581-00	IGS - Assigned Vehicles		-	-	7
8	-	-	-	8	2.14-451.40-490.00-582-00	IGS - Motor Pool		-	-	8
9	258	-	400	9	2.14-451.40-490.00-583-00	Travel - Mileage Allowance	400	400	400	9
10	210	-	450	10	2.14-451.40-490.00-595-00	Postage	450	450	450	10
11	1,927	1,819	1,500	11	2.14-451.40-490.00-600-00	Sup - Office	5,000	5,000	5,000	11
12	5,177	1,347	3,000	12	2.14-451.40-490.00-603-00	Sup - Janitorial	4,000	4,000	4,000	12
13	4,969	2,388	2,500	13	2.14-451.40-490.00-604-00	Sup - Machinery & Equipment	3,000	3,000	3,000	13
14	271	-	300	14	2.14-451.40-490.00-606-00	Event Food		-	-	14
15	639	156	700	15	2.14-451.40-490.00-609-00	Sup - Other	1,000	1,000	1,000	15
16	2,940	807	1,000	16	2.14-451.40-490.00-610-00	Sup-Non Capital Furn/Equip	3,000	3,000	3,000	16
17	2,065	1,001	1,000	17	2.14-451.40-490.00-615-00	Other Materials & Services	500	500	500	17
18	783	718	500	18	2.14-451.40-490.00-615-01	Other M&S - Visa Fees	500	500	500	18
19	26,608	19,238	25,000	19	2.14-451.40-490.00-622-00	Util - Electricity	18,000	18,000	18,000	19
20	2,950	3,203	3,000	20	2.14-451.40-490.00-623-00	Sup - Propane	3,500	3,500	3,500	20
21	359	190	350	21	2.14-451.40-490.00-650-00	Dues - Membership	350	350	350	21
22	-	-	-	22	2.14-451.40-490.00-651-00	Miscellaneous Fees		-	-	22
23	-	-	200	23	2.14-451.40-490.00-665-00	Sup - Mtr Veh - Diesel		-	-	23
24	4,362	5,520	5,646	24	2.14-451.40-490.00-820-00	IGS - 2.20 Finance	10,003	10,003	10,003	24
25	1,765	2,224	2,803	25	2.14-451.40-490.00-821-00	IGS - 2.20 Payroll/HR	3,383	3,383	3,383	25
26	4,176	5,244	4,206	26	2.14-451.40-490.00-822-00	IGS - 2.20 Counsel	6,489	6,489	6,489	26
27	3,852	3,172	2,587	27	2.14-451.40-490.00-828-00	IGS - 2.20 BOC Office	3,772	3,772	3,772	27
28	1,669	4,324	3,626	28	2.14-451.40-490.00-830-00	IGS - 1.11 Commissioners	8,205	8,205	8,205	28
29	160,135	141,126	244,959	29		TOTAL MATERIALS & SERVICES	490,117	490,117	490,117	29

L I N E #	HISTORICAL DATA			L I N E #	RESOURCE/REQUIREMENT DESCRIPTION ADOPTED	- 1 1 Budget For 2021-2022 Year			L I N E #	
	Actual		10			2021-2022 Proposed by Budget Officer	2021-2022 Approved by Budget Committee	2021-2022 Adopted by Governing Body		
	Audited	Unaudited	Adopted Budget This Year							
Second Preceeding Year 06/30/19	First Preceeding Year 06/30/20	Adopted Budget This Year 06/30/21	Account Number	Account Description						
1	-	-	50,000	1	2.14-451.40-490.00-725-00	Cap Outlay - Bldg Imprvmnt	50,000	50,000	50,000	1
2	-	-	-	2	2.14-451.40-490.00-725-10	Cap Outlay - Forestry Learning Center	-	-	-	2
3	12,415	-	50,000	3	2.14-451.40-490.00-741-00	Cap Outlay - Mach & Equipment	50,000	50,000	50,000	3
4	-	-	-	4	2.14-451.40-490.00-745-00	Cap Outlay-Other	75,000	75,000	75,000	4
5	12,415	-	100,000	5		TOTAL CAPITAL OUTLAY	175,000	175,000	175,000	5
6	-	-	75,000	6	2.14-451.40-490.00-850-00	Reserve for Future Expenditure	-	-	-	6
7	-	-	75,000	7		TOTAL UNAPPROPRIATED	-	-	-	7
8	-	-	-	8	2.14-451.40-491.08-000-00	Tran To-1.10 General Fund	-	-	-	8
9	-	-	-	9		TOTAL TRANSFERS	-	-	-	9
10	-	-	-	10	2.14-451.40-496.00-000-00	Operating Contingency	88	88	88	10
11	-	-	-	11		TOTAL CONTINGENCY	88	88	88	11
12	243,129	194,108	473,407	12		TOTAL REQUIREMENTS	787,215	787,215	787,215	12
13	314,539	411,253	-	13		ENDING FUND BALANCE	-	-	-	13

L I N E #	HISTORICAL DATA			L I N E #	RESOURCE/REQUIREMENT DESCRIPTION ADOPTED	- 1 1 Budget For 2021-2022 Year			L I N E #	
	Actual		10 Adopted Budget This Year 06/30/21			2021-2022 Proposed by Budget Officer	2021-2022 Approved by Budget Committee	2021-2022 Adopted by Governing Body		
	Audited	Unaudited								
Second Preceeding Year 06/30/19	First Preceeding Year 06/30/20									
Tab 18			Tab 18	COUNTY FAIR FUND - Fair Operations Department			Tab 18			
1	53,167	53,166	53,500	1	2.14-451.41-335.00-000-00	Other-St-Lottery	53,166	53,166	53,166	1
2	13,188	11,181	12,000	2	2.14-451.41-347.80-000-00	Carnival Receipts	-	-	-	2
3	6,101	2,038	3,000	3	2.14-451.41-347.81-000-00	Commercial Concessions	-	-	-	3
4	34	110	500	4	2.14-451.41-347.82-000-00	Fees - Entry - Animal	-	-	-	4
5	14,132	13,080	13,500	5	2.14-451.41-347.83-000-00	Food Concessions	5,000	5,000	5,000	5
6	33,595	33,325	32,000	6	2.14-451.41-347.84-000-00	Gate Receipts	-	-	-	6
7	9,840	2,780	12,000	7	2.14-451.41-347.85-000-00	Premium Book Ads Receipts	-	-	-	7
8	3,324	1,646	2,500	8	2.14-451.41-347.86-000-00	Parking Receipts	-	-	-	8
9	1,229	324	300	9	2.14-451.41-347.87-000-00	Reserved Seating	10,000	10,000	10,000	9
10	435	197	500	10	2.14-451.41-364.00-000-00	Donations	600	600	600	10
11	24,275	18,065	25,000	11	2.14-451.41-364.20-000-00	Sponsorships	5,000	5,000	5,000	11
12	1,653	1,237	1,000	12	2.14-451.41-380.00-000-00	Misc Revenue	-	-	-	12
13	-	-	-	13	2.14-451.41-391.12-000-00	Tran In - 1.10 General Fund	20,476	20,476	20,476	13
14	-	-	33,000	14	2.14-451.41-399.03-000-00	Restricted Fund Balance	23,612	23,612	23,612	14
15	160,972	137,149	188,800	15		TOTAL RESOURCES	117,854	117,854	117,854	15
16	-	-	-	16	2.14-451.41-490.00-110-00	Sal -Regular	18,714	18,714	18,714	16
17	41,613	44,841	58,240	17	2.14-451.41-490.00-120-00	Sal -Irregular	33,802	33,802	33,802	17
18	-	-	-	18	2.14-451.41-490.00-213-00	Health Insurance	5,460	5,460	5,460	18
19	-	-	-	19	2.14-451.41-490.00-214-00	Life Insurance	18	18	18	19
20	3,069	3,565	4,455	20	2.14-451.41-490.00-220-00	Ben - FICA	4,017	4,017	4,017	20
21	3,605	4,546	5,840	21	2.14-451.41-490.00-230-00	Ben - PERS - County Portion	9,945	9,945	9,945	21
22	-	348	437	22	2.14-451.41-490.00-250-00	Ben - Unemployment Insurance	394	394	394	22
23	448	552	683	23	2.14-451.41-490.00-260-00	Ben - Worker's Compensation	534	534	534	23
24	78	78	99	24	2.14-451.41-490.00-290-00	Ben - OR W/C Assessment	74	74	74	24
25	294	-	-	25	2.14-451.41-490.00-295-00	IGS - 3.10 Unemp Self Ins Reserve	-	-	-	25
26	49,106	53,931	69,754	26		TOTAL PERSONNEL SERVICES	72,958	72,958	72,958	26

L I N E #	HISTORICAL DATA			L I N E #	RESOURCE/REQUIREMENT DESCRIPTION ADOPTED	1 Budget For 2021-2022 Year			L I N E #	
	Actual		10 Adopted Budget This Year 06/30/21			2021-2022 Proposed by Budget Officer	2021-2022 Approved by Budget Committee	2021-2022 Adopted by Governing Body		
	Audited	Unaudited								
Second Preceeding Year 06/30/19	First Preceeding Year 06/30/20									
1	500	250	1,200	1	2.14-451.41-490.00-315-00	Conference Fees	500	500	500	1
2	13,860	9,749	10,000	2	2.14-451.41-490.00-330-00	Pro Svcs - General	5,000	5,000	5,000	2
3	31,440	32,750	35,000	3	2.14-451.41-490.00-335-00	Pro Svcs - Fair Entertainment	10,000	10,000	10,000	3
4	353	-	500	4	2.14-451.41-490.00-421-00	Util - Waste Disposal	500	500	500	4
5	1,812	467	1,500	5	2.14-451.41-490.00-442-00	Rental - Equipment	500	500	500	5
6	-	-	1,500	6	2.14-451.41-490.00-523-00	Ins - Liability - Pro	1,000	1,000	1,000	6
7	4,067	2,830	5,000	7	2.14-451.41-490.00-542-00	Advertising - Other	200	200	200	7
8	10,320	7,320	9,000	8	2.14-451.41-490.00-550-00	Copying & Printing	200	200	200	8
9	4,589	3,782	3,000	9	2.14-451.41-490.00-580-00	Travel - Meals & Lodging	-	-	-	9
10	871	336	500	10	2.14-451.41-490.00-583-00	Travel - Mileage Allowance	-	-	-	10
11	142	-	300	11	2.14-451.41-490.00-595-00	Postage	200	200	200	11
12	343	477	1,000	12	2.14-451.41-490.00-600-00	Sup - Office	1,500	1,500	1,500	12
13	1,556	2,864	3,000	13	2.14-451.41-490.00-603-00	Sup - Janitorial	3,000	3,000	3,000	13
14	378	121	250	14	2.14-451.41-490.00-606-00	Sup - Event Food	-	-	-	14
15	1,263	815	1,500	15	2.14-451.41-490.00-609-00	Sup - Other	1,500	1,500	1,500	15
16	1,365	658	700	16	2.14-451.41-490.00-610-00	Sup - Non-Capital Furn / Equipment	500	500	500	16
17	77	3,807	3,000	17	2.14-451.41-490.00-615-00	Other Materials & Services	1,000	1,000	1,000	17
18	16,093	1,421	3,000	18	2.14-451.41-490.00-645-00	Other Svcs - Awards & Trophies	-	-	-	18
19	900	800	800	19	2.14-451.41-490.00-650-00	Dues - Membership	2,000	2,000	2,000	19
20	-	13,095	16,000	20	2.14-451.41-490.00-845-00	Other Svcs - Awards Premium	-	-	-	20
21	89,929	81,542	96,750	21		TOTAL MATERIALS & SERVICES	27,600	27,600	27,600	21
22	-	-	22,296	22	2.14-451.41-496.00-000-00	Operating Contingency	17,296	17,296	17,296	22
23	-	-	22,296	23		TOTAL CONTINGENCY	17,296	17,296	17,296	23
24	139,035	135,473	188,800	24		TOTAL REQUIREMENTS	117,854	117,854	117,854	24
25	21,937	1,676	-	25		ENDING FUND BALANCE	-	-	-	25
336,476			412,929	-	TOTAL FUND 2.14 ENDING FUND BALANCE		-			

L I N E #	HISTORICAL DATA			L I N E #	RESOURCE/REQUIREMENT DESCRIPTION ADOPTED	- 1 1 Budget For 2021-2022 Year			L I N E #
	Actual		10			2021-2022 Proposed by Budget Officer	2021-2022 Approved by Budget Committee	2021-2022 Adopted by Governing Body	
	Audited	Unaudited	Adopted Budget This Year 06/30/21						
Second Preceeding Year 06/30/19	First Preceeding Year 06/30/20		Account Number	Account Description					

Fund Summary						
102,563	119,684	88,470	1. Total PERSONNEL Services.....	194,968	194,968	194,968
252,334	249,725	346,253	2. Total Materials and Services.....	517,717	517,717	517,717
3,990	12,415	100,000	3. Total Capital Outlay.....	175,000	175,000	175,000
-	-	-	4. Total Debt Service.....	-	-	-
-	-	-	5. Total Transfers.....	-	-	-
-	-	-	6. Total Contingencies.....	17,384	17,384	17,384
-	-	75,000	8. Total Unappropriated	-	-	-
358,887	381,824	609,723	9. Total Requirements (add lines 1 - 8).....	905,069	905,069	905,069
502,197	718,639	609,723	10. Total Resources Except Property Taxes.....	905,069	905,069	905,069

COMMUNITY DEVELOPMENT

The Community Development Fund is the responsibility of the Community Development Director, who is appointed. The fund has twelve sub-funds:

- Planning
- Building
- Private Septic
- Code Enforcement
- County Surveyor
- Cornerstone Preservation
- GIS Operations
- Economic Development
- County Parks
- Emergency Services
- Emergency Services – Water Safety
- Veterans Services

(Employee status information on the following page.)

Position	Salary Range	FTE by Department								Veterans Services	Position Totals
		Planning	Surveyor	Emergency Management	Code Enforce	Economic Development	Parks	Building	Septic Services		
Planning Director	P	1.00									1.00
Code Enforcement Officer	M	0.33			0.33			0.33			1.00
Sr. Planner	M	1.00									1.00
Administrative Assistant	D		0.15		0.85				0.15		1.15
Office Manager	J	0.38				0.05	0.15	0.38			0.95
Community Development Asst	C							0.40			0.40
Permit Tech II	E	0.23						0.73			0.95
Emergency Mgmt Coordinator	P			1.00							1.00
Aquatic Safety Officer	P			1.00							1.00
Deputy Code Enforcement Officer	E				1.00						1.00
Economic Development Coord	M					1.00					1.00
Economic Development Asst	I					1.00					1.00
Parks Coordinator	M						1.00				1.00
Building Official	U							1.00			1.00
Building Inspector II	I							1.00			1.00
Building Inspector IV								2 Irreg			
Plumbing Inspector											
Plans Checker								1 Irreg			
Veterans Service Officer	K									1	1.00
Assistant Veterans Service Officer	D									1	1.00
Department Totals		2.93	0.15	2.00	2.18	2.05	1.15	3.83	0.15	2.00	16.45

L I N E #	HISTORICAL DATA			L I N E #	RESOURCE/REQUIREMENT DESCRIPTION ADOPTED	- 1 1			L I N E #
	Actual		10			Budget For 2021-2022 Year			
	Audited	Unaudited	Adopted			2021-2022	2021-2022	2021-2022	
Second	First	Budget	Proposed	Approved	Adopted				
Preceding	Preceding	This Year	by Budget	by Budget	by Governing				
Year	Year	This Year	Officer	Committee	Body				
06/30/19	06/30/20	06/30/21							
#	#	#	Account Number	Account Description	#				
Tab 19		Tab 10	COMMUNITY DEVELOPMENT FUND - Planning Department			Tab 0			
1	-	-	4,000	1 2.17-400.00-334.00-000-00	Grants-St-DLCD	-	-	-	1
2				2 2.17-400.00-334.00-000-03	Grants-St-DLCD				2
3	From Fund 1.10			3 2.17-400.00-334.00-000-20	Grants - St - Coastal TA - Master Plan	4,000	4,000	4,000	3
4	2020-2021 Budget			4 2.17-400.00-341.30-000-00	Fees - Planning	165,000	165,000	165,000	4
5	-	-	5,018	5 2.17-400.00-341.32-000-00	Fees - Rural Address	5,000	5,000	5,000	5
6	-	-	100	6 2.17-400.00-341.40-000-00	Printing & Duplicating	100	100	100	6
7	-	-	500	7 2.17-400.00-390.50-000-00	Reimbursemt-Misc	500	500	500	7
8	-	-	237,732	8 2.17-400.00-391.12-000-00	Tran In - 1.10 GF Other Req/Non Dept	259,693	259,693	259,693	8
9	-	-	356,600	9	TOTAL RESOURCES	434,293	434,293	434,293	9
10	-	-	171,826	10 2.17-400.00-490.00-110-00	Sal - Regular	213,312	213,312	213,312	10
11	-	-	-	11 2.17-400.00-490.00-120-00	Sal - Irregular		-	-	11
12	-	-	500	12 2.17-400.00-490.00-130-00	Sal - Overtime	1,000	1,000	1,000	12
13	-	-	-	13 2.17-400.00-490.00-213-10	Ben - HRA VEBA	1,320	1,320	1,320	13
14	-	-	44,772	14 2.17-400.00-490.00-213-00	Ben - Health Insurance	55,115	55,115	55,115	14
15	-	-	159	15 2.17-400.00-490.00-214-00	Ben - Life Insurance	201	201	201	15
16	-	-	13,183	16 2.17-400.00-490.00-220-00	Ben - FICA	16,395	16,395	16,395	16
17	-	-	36,890	17 2.17-400.00-490.00-230-00	Ben - PERS - County Portion	53,186	53,186	53,186	17
18	-	-	1,292	18 2.17-400.00-490.00-250-00	Ben- Unemployment Insurance	1,607	1,607	1,607	18
19	-	-	1,272	19 2.17-400.00-490.00-260-00	Ben- Worker's Compensation	1,379	1,379	1,379	19
20	-	-	131	20 2.17-400.00-490.00-290-00	Ben - OR W/C Assessment	158	158	158	20
21	-	-	-	21 2.17-400.00-490.00-295-00	IGS - 3.10 Unemp Reserve		-	-	21
22	-	-	270,025	22	TOTAL PERSONNEL SERVICES	343,673	343,673	343,673	22

L I N E #	HISTORICAL DATA			L I N E #	RESOURCE/REQUIREMENT DESCRIPTION ADOPTED	1			L I N E #	
	Actual		10			Budget For 2021-2022 Year				
	Audited	Unaudited	Adopted			2021-2022	2021-2022	2021-2022		
Second	First	Budget	Proposed	Approved	Adopted					
Preceding	Preceding	This Year	by Budget	by Budget	by Governing					
Year	Year	This Year	Officer	Committee	Body					
06/30/19	06/30/20	06/30/21								
#			Account Number	Account Description						
1	-	-	400	1	2.17-400.00-490.00-310-00	Pro Svcs - Training & Ed	600	600	600	1
2	-	-	35,000	2	2.17-400.00-490.00-330-00	Pro Svcs - General	35,000	35,000	35,000	2
3	-	-	750	3	2.17-400.00-490.00-416-00	Util - Cellular Telephone	600	600	600	3
4	-	-	1,548	4	2.17-400.00-490.00-521-00	Gen Liab Ins	1,703	1,703	1,703	4
5	-	-	354	5	2.17-400.00-490.00-524-00	Property Insurance	389	389	389	5
6	-	-	3,000	6	2.17-400.00-490.00-541-00	Advertising - Legal	3,000	3,000	3,000	6
7	-	-	300	7	2.17-400.00-490.00-542-00	Advertising - Other	300	300	300	7
8	-	-	3,000	8	2.17-400.00-490.00-550-00	Copying & Printing	3,000	3,000	3,000	8
9	-	-	600	9	2.17-400.00-490.00-580-00	Travel - Meals & Lodging	1,000	1,000	1,000	9
10	-	-	-	10	2.17-400.00-490.00-582-00	IGS - 1.15 Motor Pool	-	-	-	10
11	-	-	-	11	2.17-400.00-490.00-582-00	IGS - Motor Pool	100	100	100	11
12	-	-	200	12	2.17-400.00-490.00-583-00	Travel - Mileage Allowance	200	200	200	12
13	-	-	1,000	13	2.17-400.00-490.00-595-00	Postage	1,000	1,000	1,000	13
14	-	-	1,000	14	2.17-400.00-490.00-600-00	Sup - Office	1,000	1,000	1,000	14
15	-	-	900	15	2.17-400.00-490.00-610-00	Sup - Non-Capital Equipment	1,300	1,300	1,300	15
16	-	-	1,000	16	2.17-400.00-490.00-615-00	Other Materials & Services	1,000	1,000	1,000	16
17	-	-	-	17	2.17-400.00-490.00-640-00	Books & Periodicals	-	-	-	17
18	-	-	300	18	2.17-400.00-490.00-650-00	Dues - Membership	300	300	300	18
19	-	-	6,450	19	2.17-400.00-490.00-820-00	IGS - 2.20 Finance	6,795	6,795	6,795	19
20	-	-	3,203	20	2.17-400.00-490.00-821-00	IGS - 2.20 Payroll/HR	2,298	2,298	2,298	20
21	-	-	4,806	21	2.17-400.00-490.00-822-00	IGS - 2.20 Counsel	4,408	4,408	4,408	21
22	-	-	5,606	22	2.17-400.00-490.00-824-00	IGS - 2.20 Occupancy	11,986	11,986	11,986	22
23	-	-	10,060	23	2.17-400.00-490.00-826-00	IGS - 2.20 Info Tech	6,506	6,506	6,506	23
24	-	-	2,955	24	2.17-400.00-490.00-828-00	IGS - 2.20 BOC Office	2,562	2,562	2,562	24
25	-	-	4,143	25	2.17-400.00-490.00-830-00	IGS - 2.20 Commissioners	5,573	5,573	5,573	25
26	-	-	86,575	26		TOTAL MATERIALS & SERVICES	90,620	90,620	90,620	26
27	-	-	356,600	27		TOTAL REQUIREMENTS	434,293	434,293	434,293	27
28	-	-	-	28		ENDING FUND BALANCE	-	-	-	28

L I N E #	HISTORICAL DATA			L I N E #	RESOURCE/REQUIREMENT DESCRIPTION ADOPTED	1			0.75% L I N E #
	Actual					Budget For 2020-2021 Year			
	Audited	Unaudited	Adopted Budget This Year 06/30/20			2020-2021 Proposed by Budget Officer	2020-2021 Approved by Budget Committee	Adopted by Governing Body	
	Second Preceeding Year 06/30/18	First Preceeding Year 06/30/19							
Tab 0			Tab 0	GENERAL FUND - Community Development - Planning			Tab 0		
1	4,000	-	4,000	1	1.10-419.10-334.00-000-00	Grants-St-DLCD	-	-	1
2	-	-	-	2	1.10-419.10-334.00-000-03	Grants-St-DLCD	-	-	2
3	73,333	136,845	95,000	3	1.10-419.10-341.30-000-00	Fees - Planning	-	-	3
4	4,452	3,816	4,500	4	1.10-419.10-341.32-000-00	Fees - Rural Address	-	-	4
5	26	106	100	5	1.10-419.10-341.40-000-00	Printing & Duplicating	-	-	5
6	-	-	500	6	1.10-419.10-390.50-000-00	Reimbursemt-Misc	-	-	6
7	81,811	140,766	104,100	7		TOTAL RESOURCES	-	-	7
8	57,447	84,579	160,227	8	1.10-419.10-490.00-110-00	Sal - Regular	-	-	8
9	-	22,886	-	9	1.10-419.10-490.00-120-00	Sal - Irregular	-	-	9
10	369	226	500	10	1.10-419.10-490.00-130-00	Sal - Overtime	-	-	10
11	14,700	21,383	43,605	11	1.10-419.10-490.00-213-00	Ben - Health Insurance	-	-	11
12	65	67	158	12	1.10-419.10-490.00-214-00	Ben - Life Insurance	-	-	12
13	4,109	7,979	12,296	13	1.10-419.10-490.00-220-00	Ben - FICA	-	-	13
14	6,260	13,062	34,872	14	1.10-419.10-490.00-230-00	Ben - PERS - County Portion	-	-	14
15	-	-	-	15	1.10-419.10-490.00-250-00	Ben- Unemployment Insurance	-	-	15
16	503	620	1,079	16	1.10-419.10-490.00-260-00	Ben- Workers Compensation	-	-	16
17	55	83	139	17	1.10-419.10-490.00-290-00	Ben- OP/W/C Assessment	-	-	17
18	400	544	1,205	18	1.10-419.10-490.00-295-00	IGS - 3.10 Unemp Reserve	-	-	18
19	83,907	151,428	254,081	19		TOTAL PERSONNEL SERVICES	-	-	19
20	-	-	400	20	1.10-419.10-490.00-310-00	Pr Svcs - Training & Ed	-	-	20
21	13,820	175	35,000	21	1.10-419.10-490.00-330-00	Pro Svcs - General	-	-	21
22	-	617	750	22	1.10-419.10-490.00-16-00	Util - Cellular Telephone	-	-	22
23	387	507	2,810	23	1.10-419.10-490.00-52-00	Gen Liab Ins	-	-	23
24	293	307	320	24	1.10-419.10-490.00-24-00	Property Insurance	-	-	24
25	1,084	549	3,000	25	1.10-419.10-490.00-54-00	Advertising - Legal	-	-	25
26	50	50	300	26	1.10-419.10-490.00-542-00	Advertising - Other	-	-	26
27	2,553	2,206	3,000	27	1.10-419.10-490.00-550-00	Copying & Printing	-	-	27
28	-	-	750	28	1.10-419.10-490.00-580-00	Travel - Meals & Lodging	-	-	28
29	-	-	100	29	1.10-419.10-490.00-582-00	IGS - Motor Pool	-	-	29
30	-	-	100	30	1.10-419.10-490.00-583-00	Travel - Mileage Allowance	-	-	30

To Fund 2.17
2020-2021 Budget

L I N E #	HISTORICAL DATA			L I N E #	RESOURCE/REQUIREMENT DESCRIPTION ADOPTED	1			0.75% L
	Actual		10			Budget For 2020-2021 Year			
	Audited Second Preceeding Year 06/30/18	Unaudited First Preceeding Year 06/30/19	Adopted Budget This Year 06/30/20			2020-2021 Proposed by Budget Officer	2020-2021 Approved by Budget Committee	Adopted by Governing Body	
1	3,602	753	1,000	1	1.10-419.10-490.00-595-00	Postage	-	-	1
2	939	298	1,000	2	1.10-419.10-490.00-600-00	Sup - Office	-	-	2
3	-	-	2,000	3	1.10-419.10-490.00-610-00	Sup - Non-Capital Equipment	-	-	3
4	948	431	1,000	4	1.10-419.10-490.00-615-00	Other Materials & Services	-	-	4
5	-	-	-	5	1.10-419.10-490.00-640-00	Books & Periodicals	-	-	5
6	-	150	300	6	1.10-419.10-490.00-650-00	Dues - Membership	-	-	6
7	1,386	1,579	4,048	7	1.10-419.10-490.00-820-00	IGS - 2.20 Finance	-	-	7
8	607	637	1,632	8	1.10-419.10-490.00-821-00	IGS - 2.20 Payroll/HR	-	-	8
9	1,423	1,515	3,846	9	1.10-419.10-490.00-822-00	IGS - 2.20 Counsel	-	-	9
10	5,567	6,702	8,070	10	1.10-419.10-490.00-824-00	IGS - 2.20 Occupancy	-	-	10
11	1,445	1,504	5,874	11	1.10-419.10-490.00-826-00	IGS - 2.20 Info Tech	-	-	11
12	988	1,394	2,325	12	1.10-419.10-490.00-828-00	IGS - 2.20 BOC Office	-	-	12
13	573	604	3,170	13	1.10-419.10-490.00-830-00	IGS - 2.20 Commissioners	-	-	13
14	35,664	19,979	80,795	14	TOTAL MATERIALS & SERVICES		-	-	14
15	119,571	171,407	334,876	15	TOTAL REQUIREMENTS		-	-	15
16	(37,760)	(30,641)	(230,776)	16	CONTRIBUTION TO/(FROM) FUND		-	-	16

REFERENCE ONLY

L I N E #	HISTORICAL DATA			L I N E #	RESOURCE/REQUIREMENT DESCRIPTION ADOPTED	1			L I N E #	
	Actual		10			Budget For 2021-2022 Year				
	Audited	Unaudited	Adopted			2021-2022	2021-2022	2021-2022		
Second	First	Budget	Proposed	Approved	Adopted					
Preceding	Preceding	This Year	by Budget	by Budget	by Governing					
Year	Year	This Year	Officer	Committee	Body					
06/30/19	06/30/20	06/30/21								
Tab 19			Tab 19	COMMUNITY DEVELOPMENT FUND - Building Department				Tab 19		
1	-	-	390,000	1	2.17-405.00-322.10-000-00	Permits - Building & Plumbing	450,000	450,000	450,000	1
2	-	-	-	2	2.17-405.00-341.61-000-00	Fees - NSF		-	-	2
3	-	-	-	3	2.17-405.00-380.00-000-00	Misc Revenue	100	100	100	3
4	-	-	-	4	2.17-405.00-390.88-221-00	IGS - 2.21 General Services		-	-	4
5	-	-	88,133	5	2.17-405.00-391.12-000-00	Tran In - 1.10 GF Other Req/Non Dept		-	-	5
6	-	-	-	6	2.17-405.00-399.03-000-00	Restricted Fund Balance	64,980	64,980	64,980	6
7	-	-	478,133	7	TOTAL RESOURCES		515,080	515,080	515,080	7
8	-	-	182,102	8	2.17-405.00-490.00-110-00	Sal - Regular	224,903	224,903	224,903	8
9	-	-	35,980	9	2.17-405.00-490.00-120-00	Sal - Irregular	35,980	35,980	35,980	9
10	-	-	1,000	10	2.17-405.00-490.00-130-00	Sal - Overtime	1,000	1,000	1,000	10
11	-	-	-	11	2.17-405.00-490.00-213-10	Ben - HRA VEBA	1,500	1,500	1,500	11
12	-	-	58,812	12	2.17-405.00-490.00-213-00	Ben - Health Insurance	59,795	59,795	59,795	12
13	-	-	216	13	2.17-405.00-490.00-214-00	Ben - Life Insurance	231	231	231	13
14	-	-	16,760	14	2.17-405.00-490.00-220-00	Ben - FICA	20,034	20,034	20,034	14
15	-	-	33,654	15	2.17-405.00-490.00-230-00	Ben - PERS - County Portion	57,922	57,922	57,922	15
16	-	-	1,636	16	2.17-405.00-490.00-250-00	Ben - Unemployment Insurance	1,957	1,957	1,957	16
17	-	-	1,425	17	2.17-405.00-490.00-260-00	Ben - Worker's Compensation	1,716	1,716	1,716	17
18	-	-	197	18	2.17-405.00-490.00-290-00	Ben - OR W/C Assessment	200	200	200	18
19	-	-	-	19	2.17-405.00-490.00-295-00	IGS - 3.10 Unemp Reserve		-	-	19
20	-	-	331,782	20	TOTAL PERSONNEL SERVICES		405,238	405,238	405,238	20

L I N E #	HISTORICAL DATA			L I N E #	RESOURCE/REQUIREMENT DESCRIPTION ADOPTED	Budget For 2021-2022 Year			L I N E #	
	Actual		10			2021-2022 Proposed by Budget Officer	2021-2022 Approved by Budget Committee	2021-2022 Adopted by Governing Body		
	Audited	Unaudited	Adopted Budget This Year							
Second Preceding Year 06/30/19	First Preceding Year 06/30/20	Adopted Budget This Year 06/30/21	Account Number	Account Description						
1	-	-	3,450	1	2.17-405.00-490.00-310-00	Pro Svcs - Training & Ed	3,000	3,000	3,000	1
2	-	-	15,000	2	2.17-405.00-490.00-330-00	Pro Svcs - General	5,000	5,000	5,000	2
3	-	-	3,300	3	2.17-405.00-490.00-330-01	Pro Svcs - Josephine Co Building Official				3
4	-	-	-	4	2.17-405.00-490.00-340-00	Pro Svcs - Medical Lab				4
5	-	-	45,000	5	2.17-405.00-490.00-350-00	Pro Svcs - Surcharge Fees	35,000	35,000	35,000	5
6	-	-	600	6	2.17-405.00-490.00-390-00	Pro Svcs - Bank Fees	600	600	600	6
7	-	-	2,200	7	2.17-405.00-490.00-416-00	Util - Cellular Telephone	2,500	2,500	2,500	7
8	-	-	-	8	2.17-405.00-490.00-430-00	Rep & Maint - Equipment				8
9	-	-	1,890	9	2.17-405.00-490.00-521-00	Gen Liab Ins	2,079	2,079	2,079	9
10	-	-	354	10	2.17-405.00-490.00-524-00	Property ins	389	389	389	10
11	-	-	-	11	2.17-405.00-490.00-542-00	Advertising - Other				11
12	-	-	1,000	12	2.17-405.00-490.00-550-00	Copying & Printing	1,000	1,000	1,000	12
13	-	-	1,965	13	2.17-405.00-490.00-580-00	Travel - Meals & Lodging	1,000	1,000	1,000	13
14	-	-	5,000	14	2.17-405.00-490.00-581-00	IGS - 1.15 Assigned Vehicles	10,000	10,000	10,000	14
15	-	-	-	15	2.17-405.00-490.00-581-00	IGS - Assigned Vehicles				15
16	-	-	-	16	2.17-405.00-490.00-582-00	IGS - Motor Pool				16
17	-	-	500	17	2.17-405.00-490.00-583-00	Travel - Mileage Allowance	500	500	500	17
18	-	-	12,000	18	2.17-405.00-490.00-588-00	IGS - 1.15 Vehicle Replacement				18
19	-	-	1,100	19	2.17-405.00-490.00-595-00	Postage	850	850	850	19
20	-	-	1,200	20	2.17-405.00-490.00-600-00	Sup - Office	1,800	1,800	1,800	20
21	-	-	-	21	2.17-405.00-490.00-606-00	Event Food Supplies				21
22	-	-	2,079	22	2.17-405.00-490.00-610-00	Sup - Non-Capital Furniture	1,000	1,000	1,000	22
23	-	-	1,000	23	2.17-405.00-490.00-615-00	Other Materials & Services	800	800	800	23
24	-	-	900	24	2.17-405.00-490.00-640-00	Books & Periodicals	600	600	600	24
25	-	-	500	25	2.17-405.00-490.00-650-00	Dues - Membership	500	500	500	25
26	-	-	8,702	26	2.17-405.00-490.00-820-00	IGS - 2.20 Finance	8,134	8,134	8,134	26
27	-	-	4,320	27	2.17-405.00-490.00-821-00	IGS - 2.20 Payroll/HR	2,751	2,751	2,751	27
28	-	-	6,482	28	2.17-405.00-490.00-822-00	IGS - 2.20 Counsel	5,277	5,277	5,277	28
29	-	-	4,664	29	2.17-405.00-490.00-824-00	IGS - 2.20 Occupancy	9,534	9,534	9,534	29
30	-	-	13,570	30	2.17-405.00-490.00-826-00	IGS - 2.20 IT/Telecom	7,789	7,789	7,789	30
31	-	-	3,987	31	2.17-405.00-490.00-828-00	IGS - 2.20 BOC Office	3,067	3,067	3,067	31
32	-	-	5,588	32	2.17-405.00-490.00-830-00	IGS - 2.20 Commissioners	6,672	6,672	6,672	32
33	-	-	146,351	33		TOTAL MATERIALS & SERVICES	109,842	109,842	109,842	33
34	-	-	478,133	34		TOTAL REQUIREMENTS	515,080	515,080	515,080	34
35	-	-	-	35		ENDING FUND BALANCE	-	-	-	35

L I N E #	HISTORICAL DATA			L I N E #	RESOURCE/REQUIREMENT DESCRIPTION ADOPTED	1			L I N E #	
	Actual		10 Adopted Budget This Year 06/30/21			Budget For 2021-2022 Year				
	Audited Second Preceding Year 06/30/19	Unaudited First Preceding Year 06/30/20				2021-2022 Proposed by Budget Officer	2021-2022 Approved by Budget Committee	2021-2022 Adopted by Governing Body		
Tab 19				Tab 19	COMMUNITY DEVELOPMENT FUND - Private Septic Department				Tab 19	
1	-	-	75,000	1	2.17-410.00-322.15-000-00	Permits - Septic	75,000	75,000	75,000	1
2	-	-	-	2	2.17-410.00-391.00-110-00	Tran In - GF Other Req/Non Dept			-	2
3	-	-	75,000	3		TOTAL RESOURCES	75,000	75,000	75,000	3
4	-	-	-	4	2.17-410.00-490.00-105-00	Sal - Elected			-	4
5			6,244	5	2.17-410.00-490.00-110-00	Sal - Regular	5,196	5,196	5,196	5
6			-	6	2.17-410.00-490.00-120-00	Sal - Irregular			-	6
7			2,340	7	2.17-410.00-490.00-130-00	Sal - Overtime			-	7
8	-	-	-	8	2.17-410.00-490.00-213-10	Ben - HRA VEBA	60	60	60	8
9	-	-	8	9	2.17-410.00-490.00-213-00	Ben - Health Insurance	1,560	1,560	1,560	9
10	-	-	478	10	2.17-410.00-490.00-214-00	Ben - Life Insurance	6	6	6	10
11	-	-	965	11	2.17-410.00-490.00-220-00	Ben - FICA	397	397	397	11
12	-	-	-	12	2.17-410.00-490.00-230-00	Ben - PERS - County Portion	1,326	1,326	1,326	12
13	-	-	47	13	2.17-410.00-490.00-250-00	Ben - Unemployment Insurance	39	39	39	13
14	-	-	5	14	2.17-410.00-490.00-260-00	Ben - Worker's Compensation	4	4	4	14
15	-	-	6	15	2.17-410.00-490.00-290-00	Ben - OR W/C Assessment	4	4	4	15
16	-	-	10,093	16		TOTAL PERSONNEL SERVICES	8,592	8,592	8,592	16
17	-	-	64,907	17	2.17-410.00-490.00-330-00	Pro Svcs - General	66,408	66,408	66,408	17
18	-	-	-	18	2.17-410.00-490.00-820-00	IGS - 2.20 Finance			-	18
19	-	-	-	19	2.17-410.00-490.00-821-00	IGS - 2.20 Payroll/HR			-	19
20	-	-	-	20	2.17-410.00-490.00-822-00	IGS - 2.20 Counsel			-	20
21	-	-	-	21	2.17-410.00-490.00-824-00	IGS - 2.20 OCCUPANCY			-	21
22	-	-	-	22	2.17-410.00-490.00-826-00	IGS - 2.20 IT/TELECOM			-	22
23	-	-	-	23	2.17-410.00-490.00-828-00	IGS - 2.20 BOC OFFICE			-	23
24	-	-	-	24	2.17-410.00-490.00-830-00	IGS - 2.20 COMMISSIONERS			-	24
25	-	-	64,907	25		TOTAL MATERIALS & SERVICES	66,408	66,408	66,408	25
26	-	-	75,000	26		TOTAL REQUIREMENTS	75,000	75,000	75,000	26
27	-	-	-	27		ENDING FUND BALANCE	-	-	-	27

L I N E #	HISTORICAL DATA			L I N E #	RESOURCE/REQUIREMENT DESCRIPTION ADOPTED	Budget For 2021-2022 Year			L I N E #	
	Actual		10							
	Audited	Unaudited	Adopted			2021-2022	2021-2022	2021-2022		
Second	First	Budget	Proposed	Approved	Adopted					
Preceding	Preceding	This Year	by Budget	by Budget	by Governing					
Year	Year	This Year	Officer	Committee	Body					
06/30/19	06/30/20	06/30/21								
Tab 19			Tab 19	COMMUNITY DEVELOPMENT FUND - Code Enforcement Department						Tab 19
1	-	-	1	2.17-415.00-380.00-000-00	Misc Revenue	25,000	25,000	25,000	1	
2	From Fund 1.10	-	2	2.17-415.00-313.00-000-00	Property Registration	-	-	-	2	
3	2020-2021 Budget	-	3	2.17-415.00-322.60-000-00	Dog Licenses	75,000	75,000	75,000	3	
4			4		Code Enforcement - Port Orford		-	-	4	
6	-	-	6	2.17-415.00-391.12-000-00	Tran In - GF Other Req/Non Dept	98,249	98,249	98,249	6	
7	-	-	7	2.17-415.00-391.96-000-00	Tran In - 1.90 Property Registration	37,500	37,500	37,500	7	
5	-	-	5	2.17-415.00-399.03-000-00	Restricted Fund Balance	68,842	68,842	68,842	5	
8	-	-	8	TOTAL RESOURCES			304,591	304,591	304,591	8
9	-	-	9	2.17-415.00-490.00-110-00	Sal - Regular	104,451	104,451	104,451	9	
10	-	-	10	2.17-415.00-490.00-213-10	Ben - HRA VEBA	1,110	1,110	1,110	10	
11	-	-	11	2.17-415.00-490.00-213-00	Ben - Health Insurance	34,070	34,070	34,070	11	
12	-	-	12	2.17-415.00-490.00-214-00	Ben - Life Insurance	110	110	110	12	
13	-	-	13	2.17-415.00-490.00-220-00	Ben - FICA	7,990	7,990	7,990	13	
14	-	-	14	2.17-415.00-490.00-230-00	Ben - PERS - County Portion	22,624	22,624	22,624	14	
15	-	-	15	2.17-415.00-490.00-250-00	Ben - Unemployment Insurance	783	783	783	15	
16	-	-	16	2.17-415.00-490.00-260-00	Ben - Worker's Compensation	604	604	604	16	
17	-	-	17	2.17-415.00-490.00-290-00	Ben - OR W/C Assessment	105	105	105	17	
18	-	-	18	2.17-415.00-490.00-295-00	IGS - 3.10 Unemp Self Ins Reserve		-	-	18	
19	-	-	19	TOTAL PERSONNEL SERVICES			171,847	171,847	171,847	19
1	-	-	1	2.17-415.00-490.00-310-00	Pro Svcs - Training & Ed		-	-	1	
2	-	-	2	2.17-415.00-490.00-330-00	Pro Svcs - General	10,000	10,000	10,000	2	
3	-	-	3	2.17-415.00-490.00-337-00	Other SVCS - Shelter	20,000	20,000	20,000	3	
4	-	-	4	2.17-415.00-490.00-400-00	Abatement Expense	15,000	15,000	15,000	4	
5	-	-	5	2.17-415.00-490.00-416-00	Util - Cellular Telephone	1,680	1,680	1,680	5	
6	-	-	6	2.17-415.00-490.00-521-00	Gen Liab Ins	826	826	826	6	
7	-	-	7	2.17-415.00-490.00-524-00	Property Insurance		-	-	7	
8	-	-	8	2.17-415.00-490.00-541-00	Advertising-Legal	250	250	250	8	
9	-	-	9	2.17-415.00-490.00-542-00	Advertising-Other		-	-	9	
10	-	-	10	2.17-415.00-490.00-550-00	Copying & Printing	1,000	1,000	1,000	10	
11	-	-	11	2.17-415.00-490.00-580-00	Travel - Meals & Lodging		-	-	11	
12	-	-	12	2.17-415.00-490.00-581-00	IGS - 1.15 Assigned Vehicles	4,000	4,000	4,000	12	
13	-	-	13	2.17-415.00-490.00-588-00	IGS - 1.15 Vehicle Replacement		-	-	13	
14	-	-	14	2.17-415.00-490.00-581-00	IGS - 2.21 Assigned Vehicles		-	-	14	
15	-	-	15	2.17-415.00-490.00-583-00	Travel-Mileage Allowance		-	-	15	
16	-	-	16	2.17-415.00-490.00-586-00	Computer Software	16,000	16,000	16,000	16	
17	-	-	17	2.17-415.00-490.00-595-00	Postage	2,000	2,000	2,000	17	
18	-	-	18	2.17-415.00-490.00-600-00	Sup - Office	500	500	500	18	
19	-	-	19	2.17-415.00-490.00-610-00	Sup - Non-Capital Equipment	2,500	2,500	2,500	19	
20	-	-	20	2.17-415.00-490.00-615-00	Other Materials & Services	1,000	1,000	1,000	20	
21	-	-	21	2.17-415.00-490.00-650-00	Dues - Membership		-	-	21	
22	-	-	22	2.17-415.00-490.00-653-00	Shelter Contract Fee	22,000	22,000	22,000	22	

L I N E #	HISTORICAL DATA			L I N E #	RESOURCE/REQUIREMENT DESCRIPTION ADOPTED	- 1 1			L I N E #	
	Actual		10			Budget For 2021-2022 Year				
	Audited	Unaudited	Adopted			2021-2022	2021-2022	2021-2022		
Second	First	Budget	Proposed	Approved	Adopted					
Preceding	Preceding	This Year	by Budget	by Budget	by Governing					
Year	Year	This Year	Officer	Committee	Body					
06/30/19	06/30/20	06/30/21								
1	-	-	3,656	1	2.17-415.00-490.00-820-00	IGS - 2.20 Finance	4,630	4,630	4,630	1
2	-	-	1,816	2	2.17-415.00-490.00-821-00	IGS - 2.20 Payroll/HR	1,566	1,566	1,566	2
3	-	-	2,724	3	2.17-415.00-490.00-822-00	IGS - 2.20 Counsel	3,004	3,004	3,004	3
4	-	-	1,899	4	2.17-415.00-490.00-824-00	IGS - 2.20 Occupancy	6,810	6,810	6,810	4
5	-	-	5,703	5	2.17-415.00-490.00-826-00	IGS - 2.20 IT/Telecom	4,434	4,434	4,434	5
6	-	-	1,675	6	2.17-415.00-490.00-828-00	IGS - 2.20 BOC Office	1,746	1,746	1,746	6
7	-	-	2,348	7	2.17-415.00-490.00-830-00	IGS - 2.20 Commissioners	3,798	3,798	3,798	7
8	-	-	89,071	8		TOTAL MATERIALS & SERVICES	122,744	122,744	122,744	8
9	-	-	10,000	9	2.17-415.00-491.28-000-51	Tran To - 1.28 Sheriff - Communications	10,000	10,000	10,000	9
10	-	-	10,000	10		Total TRANSFERS	10,000	10,000	10,000	10
11	-	-	68,842	11	2.17-415.00-490.00-850-00	Reserve - Code Enforcement	-	-	-	11
12	-	-	68,842	12		TOTAL RESERVE FOR FUTURE EXPENDITURES	-	-	-	12
13	-	-	279,708	13		TOTAL REQUIREMENTS	304,591	304,591	304,591	13
14	-	-	-	14		ENDING FUND BALANCE	-	-	-	14

L I N E #	HISTORICAL DATA			L I N E #	RESOURCE/REQUIREMENT DESCRIPTION ADOPTED	1			0.75% L
	Actual		10			Budget For 2020-2021 Year			
	Audited Second Preceding Year 06/30/18	Unaudited First Preceding Year 06/30/19	Adopted Budget This Year 06/30/20			2020-2021 Proposed by Budget Officer	2020-2021 Approved by Budget Committee	Adopted by Governing Body	
			Account Number	Account Description					
Tab 12				Tab 12	GENERAL FUND - Code Enforcement Dept				Tab 12
1	-	-	-	1	1.10-435.10-380.00-000-00	Misc Revenue	-	-	1
2	-	-	-	2		Misc Revenue	-	-	2
3	-	-	-	3		Property Registration	-	-	3
4	-	-	-	4		Property Registration - Admin	-	-	4
5	-	-	-	5		Code Enforcement - Port Orford	-	-	5
6	12,326	-	-	6	1.10-435.10-490.00-110-00	TOTAL RESOURCES	-	-	5
7	3,825	-	-	7	1.10-435.10-490.00-213-00	Sal - Regular	-	-	6
8	13	-	-	8	1.10-435.10-490.00-214-00	Ben - Health Insurance	-	-	7
9	943	-	-	9	1.10-435.10-490.00-214-00	Ben - Life Insurance	-	-	8
10	1,906	-	-	10	1.10-435.10-490.00-220-00	Ben - FICA	-	-	9
11	-	-	-	11	1.10-435.10-490.00-230-00	Ben - PERS - County Portion	-	-	10
12	95	-	-	12	1.10-435.10-490.00-250-00	Ben - Unemployment Insurance	-	-	11
13	12	-	-	13	1.10-435.10-490.00-260-00	Ben - Worker's Compensation	-	-	12
14	92	-	-	14	1.10-435.10-490.00-290-00	Ben - OR W/C Assessment	-	-	13
15	19,212	-	-	15	1.10-435.10-490.00-295-00	IGS - 3.10 Unemp Self Ins Reserve	-	-	14
16	-	-	-	16		TOTAL PERSONNEL SERVICES	-	-	15
17	45,000	-	-	17	1.10-435.10-490.00-310-00	Pro Svcs - Training & Ed	-	-	16
18	924	-	-	18	1.10-435.10-490.00-330-00	Pro Svcs - General	-	-	17
19	900	-	-	19	1.10-435.10-490.00-416-00	Util - Cellular Telephone	-	-	18
20	-	-	-	20	1.10-435.10-490.00-521-00	Gen Liab Ins	-	-	19
21	1,500	-	-	21	1.10-435.10-490.00-524-00	Property Insurance	-	-	20
22	-	-	-	22	1.10-435.10-490.00-541-00	Advertising-Legal	-	-	21
23	1,000	-	-	23	1.10-435.10-490.00-542-00	Advertising-Other	-	-	22
24	-	-	-	24	1.10-435.10-490.00-550-00	Copying & Printing	-	-	23
25	4,000	-	-	25	1.10-435.10-490.00-580-00	Travel - Meals & Lodging	-	-	24
26	-	-	-	26	1.10-435.10-490.00-581-00	IGS - 2.21 Assigned Vehicles	-	-	25
27	-	-	-	27	1.10-435.10-490.00-583-00	Travel-Mileage Allowance	-	-	26
28	-	-	-	28	1.10-435.10-490.00-595-00	Postage	-	-	27
29	-	-	-	29	1.10-435.10-490.00-600-00	Sup - Office	-	-	28
30	-	-	-	30	1.10-435.10-490.00-610-00	Sup - Non-Capital Equipment	-	-	29
31	995	-	-	31	1.10-435.10-490.00-615-00	Other Materials & Services	-	-	30
32	401	-	-	32	1.10-435.10-490.00-650-00	Dues - Membership	-	-	31
33	945	-	-	33	1.10-435.10-490.00-820-00	IGS - 2.20 Finance	-	-	32
34	1,540	-	-	34	1.10-435.10-490.00-821-00	IGS - 2.20 Payroll/HR	-	-	33
35	1,444	-	-	35	1.10-435.10-490.00-822-00	IGS - 2.20 Counsel	-	-	34
36	572	-	-	36	1.10-435.10-490.00-824-00	IGS - 2.20 OCCUPANCY	-	-	35
37	779	-	-	37	1.10-435.10-490.00-826-00	IGS - 2.20 IT/TELECOM	-	-	36
38	60,000	-	-	38	1.10-435.10-490.00-828-00	IGS - 2.20 BOC OFFICE	-	-	37
39	79,212	-	-	39	1.10-435.10-490.00-830-00	IGS - 2.20 COMMISSIONERS	-	-	38
40	(79,212)	-	-	40		TOTAL MATERIALS & SERVICES	-	-	39
						TOTAL REQUIREMENTS	-	-	39
						CONTRIBUTION TO/(FROM) FUND	-	-	40

L I N E #	HISTORICAL DATA			L I N E #	RESOURCE/REQUIREMENT DESCRIPTION ADOPTED	- 1 1			L I N E #	
	Actual		10			Budget For 2021-2022 Year				
	Audited	Unaudited	Adopted			2021-2022	2021-2022	2021-2022		
Second	First	Budget	Proposed	Approved	Adopted					
Preceding	Preceding	This Year	by Budget	by Budget	by Governing					
Year	Year	This Year	Officer	Committee	Body					
06/30/19	06/30/20	06/30/21								
Tab 19			Tab 19	COMMUNITY DEVELOPMENT FUND - County Surveyor Department						Tab 19
1	-	-	17,250	1	2.17-420.00-341.30-000-00	Fees - Surveyor	20,015	20,015	20,015	1
2	From Fund 1.10	-	-	2	2.17-420.00-341.40-000-00	Printing & Duplicating		-	-	2
3	2020-2021 Budget	-	500	3	2.17-420.00-341.45-000-00	Sales - Maps	600	600	600	3
4	-	-	-	4	2.17-420.00-380.00-000-00	Misc - Revenue		-	-	4
5	-	-	-	5	2.17-420.00-391.07-000-00	Tran In - 2.17 Cornerstone Preservation	11,000	11,000	11,000	5
6	-	-	48,702	6	2.17-420.00-391.12-000-00	Tran In - 1.10 GF Other Req/Non Dept	-	-	-	6
7	-	-	66,452	7	TOTAL RESOURCES		31,615	31,615	31,615	7
8	-	-	-	8	2.17-420.00-490.00-105-00	Sal - Elected - part time		-	-	8
9	-	-	11,002	9	2.17-420.00-490.00-110-00	Sal - Regular	6,655	6,655	6,655	9
10	-	-	-	10	2.17-420.00-490.00-120-00	Sal - Irregular		-	-	10
11	-	-	-	11	2.17-420.00-490.00-213-10	Ben - HRA VEBA	90	90	90	11
12	-	-	4,212	12	2.17-420.00-490.00-213-00	Ben - Health Insurance	2,340	2,340	2,340	12
13	-	-	14	13	2.17-420.00-490.00-214-00	Ben - Life Insurance	8	8	8	13
14	-	-	842	14	2.17-420.00-490.00-220-00	Ben - FICA	509	509	509	14
15	-	-	1,701	15	2.17-420.00-490.00-230-00	Ben - PERS - County Portion	1,441	1,441	1,441	15
16	-	-	83	16	2.17-420.00-490.00-250-00	Ben - Unemployment Insurance	50	50	50	16
17	-	-	23	17	2.17-420.00-490.00-260-00	Ben - Worker's Compensation	5	5	5	17
18	-	-	12	18	2.17-420.00-490.00-290-00	Ben - OR W/C Assessment	7	7	7	18
19	-	-	-	19	2.17-420.00-490.00-295-00	IGS - 3.10 Unemp Self Ins Reserve		-	-	19
20	-	-	17,889	20	TOTAL PERSONNEL SERVICES		11,105	11,105	11,105	20

L I N E #	HISTORICAL DATA			L I N E #	RESOURCE/REQUIREMENT DESCRIPTION ADOPTED	Budget For 2021-2022 Year			L I N E #	
	Actual		10 Adopted Budget This Year 06/30/21			2021-2022 Proposed by Budget Officer	2021-2022 Approved by Budget Committee	2021-2022 Adopted by Governing Body		
	Audited Second Preceding Year 06/30/19	Unaudited First Preceding Year 06/30/20								
1	-	-	-	1	2.17-420.00-490.00-310-00	Pro Svcs - Training & Ed	-	-	-	1
2	-	-	35,000	2	2.17-420.00-490.00-330-00	Pro Svcs - General	11,000	11,000	11,000	2
3	-	-	-	3	2.17-420.00-490.00-416-00	Util - Cellular Telephone	-	-	-	3
4	-	-	286	4	2.17-420.00-490.00-521-00	Gen Liab Ins	286	286	286	4
5	-	-	136	5	2.17-420.00-490.00-524-00	Property Insurance	136	136	136	5
6	-	-	-	6	2.17-420.00-490.00-580-00	Travel - Meals & Lodging	-	-	-	6
7	-	-	100	7	2.17-420.00-490.00-582-00	IGS - 1.15 Motor Pool	-	-	-	7
8	-	-	-	8	2.17-420.00-490.00-582-00	IGS - 2.21 Motor Pool	-	-	-	8
9	-	-	-	9	2.17-420.00-490.00-583-00	Travel - Mileage Allowance	-	-	-	9
10	-	-	20	10	2.17-420.00-490.00-595-00	Postage	20	20	20	10
11	-	-	900	11	2.17-420.00-490.00-600-00	Sup - Office	174	174	174	11
12	-	-	3,000	12	2.17-420.00-490.00-609-00	Sup - Cornerstone	1,000	1,000	1,000	12
13	-	-	-	13	2.17-420.00-490.00-610-00	Sup - Non-Capital Furn / Equip	-	-	-	13
14	-	-	500	14	2.17-420.00-490.00-615-00	Other Materials & Services	150	150	150	14
15	-	-	500	15	2.17-420.00-490.00-650-00	Dues - Membership	-	-	-	15
16	-	-	1,178	16	2.17-420.00-490.00-820-00	IGS - 2.20 Finance	412	412	412	16
17	-	-	585	17	2.17-420.00-490.00-821-00	IGS - 2.20 Payroll/HR	139	139	139	17
18	-	-	878	18	2.17-420.00-490.00-822-00	IGS - 2.20 Counsel	267	267	267	18
19	-	-	2,346	19	2.17-420.00-490.00-824-00	IGS - 2.20 Occupancy	5,696	5,696	5,696	19
20	-	-	1,837	20	2.17-420.00-490.00-826-00	IGS - 2.20 IT/Telecom	394	394	394	20
21	-	-	540	21	2.17-420.00-490.00-828-00	IGS - 2.20 BOC Office	155	155	155	21
22	-	-	757	22	2.17-420.00-490.00-830-00	IGS - 2.20 Commissioners	338	338	338	22
23	-	-	48,563	23		TOTAL MATERIALS & SERVICES	20,167	20,167	20,167	23
24	-	-	-	24	2.17-420.00-490.00-745-00	Cap Outlay- Other	343	343	343	24
25	-	-	-	25		TOTAL CAPITAL OUTLAY	343	343	343	25
26	-	-	-	26	2.17-420.00-491.08-000-00	Trans To - 2.17 Comm Dev Planning	-	-	-	26
27	-	-	-	27		TOTAL TRANSFERS	-	-	-	27
28	-	-	66,452	28		TOTAL REQUIREMENTS	31,615	31,615	31,615	28
29	-	-	-	29		ENDING FUND BALANCE	-	-	-	29

L I N E #	HISTORICAL DATA			L I N E #	RESOURCE/REQUIREMENT DESCRIPTION ADOPTED	1			0.75% L	
	Actual		10			Budget For 2020-2021 Year				
	Audited Second Preceding Year 06/30/18	Unaudited First Preceding Year 06/30/19	Adopted Budget This Year 06/30/20			2020-2021 Proposed by Budget Officer	2020-2021 Approved by Budget Committee	Adopted by Governing Body		I N E #
				Account Number	Account Description					
Tab 8				GENERAL FUND - County Surveyor Dept				Tab 8		
1	18,930	16,460	15,000	1	1.10-419.15-341.30-000-00	Fees - Surveyor	-	-	-	1
2	-	300	-	2	1.10-419.15-341.40-000-00	Printing & Duplicating	-	-	-	2
3	1,212	1,060	500	3	1.10-419.15-341.45-000-00	Sales - Maps	-	-	-	3
4	-	400	-	4	1.10-419.15-380.00-000-00	Misc - Revenue	-	-	-	4
5	28,572	40,000	45,000	5	1.10-419.15-391.07-000-00	Tran In - 1.22 Cornerstone Pres	-	-	-	5
6	48,714	58,220	60,500	6	TOTAL RESOURCES		-	-	-	6
7	-	-	-	7	1.10-419.15-490.00-105-00	Sal - Elected - part time	-	-	-	7
8	-	127	8,667	8	1.10-419.15-490.00-110-00	Sal - Regular	-	-	-	8
9	34,866	46,622	-	9	1.10-419.15-490.00-120-00	Sal - Irregular	-	-	-	9
10	-	-	1,530	10	1.10-419.15-490.00-213-00	Ben - Health Insurance	-	-	-	10
11	-	-	8	11	1.10-419.15-490.00-214-00	Ben - Life Insurance	-	-	-	11
12	2,676	3,591	6,344	12	1.10-419.15-490.00-220-00	Ben - FICA	-	-	-	12
13	346	1,618	7,635	13	1.10-419.15-490.00-230-00	Ben - PERS - County Portion	-	-	-	13
14	-	-	-	14	1.10-419.15-490.00-250-00	Ben - Unemployment Insurance	-	-	-	14
15	240	243	540	15	1.10-419.15-490.00-260-00	Ben - Worker's Compensation	-	-	-	15
16	35	52	86	16	1.10-419.15-490.00-290-00	Ben - DR W/C Assessment	-	-	-	16
17	244	409	622	17	1.10-419.15-490.00-295-00	Res - 2.15 Unemp Self Ins Reserve	-	-	-	17
18	38,407	52,663	25,432	18	TOTAL PERSONNEL SERVICES		-	-	-	18
19	-	-	-	19	1.10-419.15-490.00-310-00	Pro Svcs - Training & Ed	-	-	-	19
20	500	-	74,260	20	1.10-419.15-490.00-330-00	Pr Svcs - General	-	-	-	20
21	597	461	600	21	1.10-419.15-490.00-416-00	Util - Cellular Telephone	-	-	-	21
22	182	292	1,020	22	1.10-419.15-490.00-521-00	Gen Liab Ins	-	-	-	22
23	277	118	300	23	1.10-419.15-490.00-527-00	Property Insurance	-	-	-	23
24	-	-	-	24	1.10-419.15-490.00-580-00	Travel - Meals & Lodging	-	-	-	24
25	-	1,334	2,000	25	1.10-419.15-490.00-585-00	IGS - 2.21 Motor Pool	-	-	-	25
26	194	-	-	26	1.10-419.15-490.00-583-00	Travel - Mileage Allowance	-	-	-	26
27	-	-	20	27	1.10-419.15-490.00-595-00	Postage	-	-	-	27
28	415	366	900	28	1.10-419.15-490.00-600-00	Sup - Office	-	-	-	28
29	367	2,374	3,000	29	1.10-419.15-490.00-609-00	Sup - Cornerstone	-	-	-	29
30	1,148	-	-	30	1.10-419.15-490.00-610-00	Sup - Non-Capital Furn / Equip	-	-	-	30

L I N E #	HISTORICAL DATA			L I N E #	RESOURCE/REQUIREMENT DESCRIPTION ADOPTED	1			0.75% L
	Actual		10			Budget For 2020-2021 Year			
	Audited Second Preceding Year 06/30/18	Unaudited First Preceding Year 06/30/19	Adopted Budget This Year 06/30/20			2020-2021 Proposed by Budget Officer	2020-2021 Approved by Budget Committee	Adopted by Governing Body	
			Account Number		Account Description				
1	305	1,082	500	1	1.10-419.15-490.00-615-00	Other Materials & Services	-	-	1
2	115	145	500	2	1.10-419.15-490.00-650-00	Dues - Membership	-	-	2
3	651	959	1,478	3	1.10-419.15-490.00-820-00	IGS - 2.20 Finance	-	-	3
4	284	389	596	4	1.10-419.15-490.00-821-00	IGS - 2.20 Payroll/HR	-	-	4
5	669	919	1,404	5	1.10-419.15-490.00-822-00	IGS - 2.20 Counsel	-	-	5
6	3,252	3,913	4,713	6	1.10-419.15-490.00-824-00	IGS - 2.20 OCCUPANCY	-	-	6
7	679	916	2,144	7	1.10-419.15-490.00-826-00	IGS - 2.20 IT/TELECOM	-	-	7
8	464	848	849	8	1.10-419.15-490.00-828-00	IGS - 2.20 BOC OFFICE	-	-	8
9	269	367	1,157	9	1.10-419.15-490.00-830-00	IGS - 2.20 COMMISSIONERS	-	-	9
10	10,368	14,482	95,441	10		TOTAL MATERIALS & SERVICES	-	-	10
11	-	-	-	11	1.10-419.15-490.00-745-00	Cap Outlay- Other	-	-	11
12	-	-	-	12		TOTAL CAPITAL OUTLAY	-	-	12
13	-	-	-	13	1.10-419.15-491.08-000-00	Trans To - 2.10 Comm Dev Planning	-	-	13
14	-	-	-	14		TOTAL TRANSFERS	-	-	14
15	48,775	67,145	120,873	15		TOTAL REQUIREMENTS	-	-	15
16	(61)	(8,925)	(60,373)	16		CONTRIBUTION TO/(FROM) FUND	-	-	16

REFERENCE ONLY

L I N E #	HISTORICAL DATA			L I N E #	RESOURCE/REQUIREMENT DESCRIPTION ADOPTED	- 1 1			L I N E #	
	Actual		10			Budget For 2021-2022 Year				
	Audited	Unaudited	Adopted Budget This Year			2021-2022 Proposed by Budget Officer	2021-2022 Approved by Budget Committee	2021-2022 Adopted by Governing Body		
	Second Preceding Year 06/30/19	First Preceding Year 06/30/20	06/30/21	Account Number	Account Description					
Tab 19				Tab 19	COMMUNITY DEVELOPMENT FUND - Cornerstone Preservation Department			Tab 19		
1			40,000	1	2.17-425.00-341.35-000-00	Fees - Crnrstne Preservation	40,000	40,000	40,000	1
2		From Fund 1.22	150,000	2	2.17-425.00-391.07-000-00	Tran In - 1.22 Cornerstone Pres		-	-	2
3		2020-2021 Budget	-	3	2.17-425.00-391.99-000-00	Allocated Interest	600	600	600	3
4			-	4	2.17-425.00-399.03-000-00	Restricted Fund Balance	198,000	198,000	198,000	4
5			190,000	5		TOTAL RESOURCES	238,600	238,600	238,600	5
6			45,000	6	2.17-425.00-491.17-000-16	Tran To - 2.17 CD- Surveyor Services	11,000	11,000	11,000	6
7			45,000	7		Total TRANSFERS	11,000	11,000	11,000	7
8			145,000	8	2.17-425.00-496.00-000-00	Operating Contingency	227,600	227,600	227,600	8
9			145,000	9		TOTAL Operating Contingency	227,600	227,600	227,600	9
10			190,000	10		TOTAL REQUIREMENTS	238,600	238,600	238,600	10
11			-	11		ENDING FUND BALANCE	-	-	-	11

L	HISTORICAL DATA			L	RESOURCE/REQUIREMENT DESCRIPTION ADOPTED	1			L
	Actual		10			Budget For 2020-2021 Year			
	Audited	Unaudited	Adopted Budget This Year			2020-2021 Proposed by Budget Officer	2020-2021 Approved by Budget Committee	2020-2021 Adopted by Governing Body	
I N E #	Second Preceeding Year 06/30/18	First Preceeding Year 06/30/19	Adopted Budget This Year 06/30/20	I N E #	Account Number	Account Description			
Tab 15				Tab 15	Dept. - Cornerstone Preservation		To Fund 2.17		Tab 15
1	39,520	38,675	40,000	1	1.22-419.15-341.35-000-00	Fees - Crnrstne Preservation	-	-	- 1
2	2,175	3,892	1,000	2	1.22-419.15-391.99-000-00	Allocated Interest	-	-	- 2
3	105,642	118,765	105,000	3	1.22-419.15-399.03-000-00	Restricted Fund Balance	150,000	150,000	150,000 3
4	147,337	161,332	146,000	4		TOTAL RESOURCES	150,000	150,000	150,000 4
5	28,572	40,000	45,000	5	1.22-419.15-491.08-000-00	Tran To - 1.10 GF Surveyor Services	-	-	- 5
6	-	-	-	6	1.22-419.15-491.17-000-00	Tran To - 2.17 Community Development	150,000	150,000	150,000 6
7	28,572	40,000	45,000	7		Total TRANSFERS	150,000	150,000	150,000 7
8	-	-	101,000	8	1.22-419.15-496.00-000-00	Operating Contingency	-	-	- 8
9	-	-	101,000	9		TOTAL Operating Contingency	-	-	- 9
10	28,572	40,000	146,000	10		TOTAL REQUIREMENTS	150,000	150,000	150,000 10
11	118,765	121,332	-	11		ENDING FUND BALANCE	-	-	- 11

Reference Only

L I N E #	HISTORICAL DATA			L I N E #	RESOURCE/REQUIREMENT DESCRIPTION ADOPTED	Budget For 2021-2022 Year			L I N E #	
	Actual		Adopted Budget This Year 06/30/21			2021-2022 Proposed by Budget Officer	2021-2022 Approved by Budget Committee	2021-2022 Adopted by Governing Body		
	Audited Second Preceding Year 06/30/19	Unaudited First Preceding Year 06/30/20								
Tab 19			Tab 19	COMMUNITY DEVELOPMENT FUND - GIS Operations Department						Tab 19
1			5,000	1	2.17-430.00-334.10-000-00	Grants-St-CAFFA	5,000	5,000	5,000	1
2			-	2	2.17-430.00-390.00-000-00	Special Projects Special Revenue				2
3			2,000	3	2.17-430.00-390.88-115-00	IGS - 1.15 Road GIS				3
5			-	5	2.17-430.00-390.88-465-18	Tran In - 4.65 Title III - USDA-FS 1112-01				5
6			25,003	6	2.17-430.00-391.12-000-00	Tran In - 1.10 GF Other Req/Non Dept				6
4			-	4	2.17-430.00-399.03-000-00	Restricted Fund Balance	25,000	25,000	25,000	4
7			32,003	7	TOTAL RESOURCES		30,000	30,000	30,000	7
8			5,200	8	2.17-430.00-490.00-310-00	Pro Svcs - Training & Ed	1,200	1,200	1,200	8
9			5,000	9	2.17-430.00-490.00-348-00	Pro Svcs - Enterprise GIS Prgm Lane County	10,000	10,000	10,000	9
10			2,531	10	2.17-430.00-490.00-430-00	Rep & Maint - Equipment				10
11			-	11	2.17-430.00-490.00-438-00	Rep & Maint - Software				11
12			94	12	2.17-430.00-490.00-521-00	Gen Liab Ins	94	94	94	12
13			6,500	13	2.17-430.00-490.00-586-00	Computer Software - Everbridge				13
14			-	14	2.17-430.00-490.00-600-00	Sup- Office				14
15			-	15	2.17-430.00-490.00-610-00	Non-Cap Furn/Equip				15
16			390	16	2.17-430.00-490.00-820-00	IGS - 2.20 Finance	195	195	195	16
17			291	17	2.17-430.00-490.00-822-00	IGS - 2.20 Counsel	126	126	126	17
18			609	18	2.17-430.00-490.00-826-00	IGS - 2.20 IT/Telecom	186	186	186	18
19			179	19	2.17-430.00-490.00-828-00	IGS - 2.20 BOC Office	73	73	73	19
20			251	20	2.17-430.00-490.00-830-00	IGS - 2.20 Commissioners	160	160	160	20
21			21,045	21	TOTAL MATERIALS & SERVICES		12,034	12,034	12,034	21
22			10,958	22	2.17-430.00-496.00-000-00	Operating Contingency	17,966	17,966	17,966	22
23			10,958	23	TOTAL Operating Contingency		17,966	17,966	17,966	23
24			32,003	24	TOTAL REQUIREMENTS		30,000	30,000	30,000	24
25			-	25	ENDING FUND BALANCE		-	-	-	25

L I N E #	HISTORICAL DATA			L I N E #	RESOURCE/REQUIREMENT DESCRIPTION ADOPTED	1			0.75% L
	Actual		10			Budget For 2020-2021 Year			
	Audited	Unaudited	Adopted Budget This Year 06/30/20			2020-2021 Proposed by Budget Officer	2020-2021 Approved by Budget Committee	Adopted by Governing Body	
	Second Preceeding Year 06/30/18	First Preceeding Year 06/30/19							
Tab 5			Tab 5	GENERAL FUND - GIS Operations Dept (IT)			Tab 5		
1	8,260	3,692	5,000	1	1.10-415.18-334.10-000-00	Grants-St-CAFFA	-	-	1
2		160	-	2	1.10-415.18-390.00-000-00	Reimbursement - Misc	To Fund 2.17	-	2
3	2,000	-	2,000	3	1.10-415.18-390.88-115-00	IGS - 1.15 Road GIS	2020-2021 Budget	-	3
4	-	-	7,000	4	1.10-415.18-390.88-465-18	Tran In - 4.65 Title III - USDA-FS 1112-01		-	4
5	10,260	3,852	14,000	5	TOTAL RESOURCES			-	5
6	-	-	5,200	6	1.10-415.18-490.00-310-00	Pro Svcs - Training & Ed		-	6
7	3,420	5,325	5,000	7	1.10-415.18-490.00-348-00	Pro Svcs - Enterprise GIS Prgm Lar. County		-	7
8	-	-	2,531	8	1.10-415.18-490.00-430-00	Rep & Maint - Equipment		-	8
9	-	-	-	9	1.10-415.18-490.00-438-00	Rep & Maint - Software		-	9
10	94	95	210	10	1.10-415.18-490.00-521-00	Gen Liab Ins		-	10
11	-	-	-	11	1.10-415.18-490.00-586-00	Computer Software		-	11
12	-	-	-	12	1.10-415.18-490.00-600-00	Sup- Office		-	12
13	-	-	-	13	1.10-415.18-490.00-610-00	Non-Cap Furn/Equip		-	13
14	336	322	308	14	1.10-415.18-490.00-820-00	IGS - 2.20 Finance		-	14
15	345	308	293	15	1.10-415.18-490.00-822-00	IGS - 2.20 Counsel		-	15
16	350	311	447	16	1.10-415.18-490.00-826-00	IGS - 2.20 IT/TELECOM		-	16
17	239	284	177	17	1.10-415.18-490.00-828-00	IGS - 2.20 SOC OFFICE		-	17
18	139	123	241	18	1.10-415.18-490.00-830-00	IGS - 2.20 COMMISSIONERS		-	18
19	4,923	6,768	14,407	19	TOTAL MATERIALS & SERVICES			-	19
20	4,923	6,768	14,407	20	TOTAL REQUIREMENTS			-	20
21	5,337	(2,916)	(407)	21	CONTRIBUTUION TO/(FROM) FUND			-	21

FOR REFERENCE ONLY

L I N E #	HISTORICAL DATA			L I N E #	RESOURCE/REQUIREMENT DESCRIPTION ADOPTED	Budget For 2021-2022 Year			L I N E #	
	Actual		10							
	Audited	Unaudited	Adopted			2021-2022	2021-2022	2021-2022		
Second	First	Budget	Proposed	Approved	Adopted					
Preceding	Preceding	This Year	by Budget	by Budget	by Governing					
Year	Year	This Year	Officer	Committee	Body					
06/30/19	06/30/20	06/30/21								
Tab 19			Tab 19	COMMUNITY DEVELOPMENT FUND - Economic Development Department					Tab 19	
1	-	-	900	1	2.17-435.00-321.10-000-00	Permits - OLCC	900	900	900	1
2			102,000	2	2.17-435.00-335.00-000-00	Other - St - Lottery	102,000	102,000	102,000	2
3	From Fund 1.27		20,000	3	2.17-435.00-321.25-000-00	Business License	18,000	18,000	18,000	3
4	2020-2021 Budget		25,000	4	2.17-435.00-314.00-000-00	Transient Lodging Tax	75,000	75,000	75,000	4
5	-	-	400	5	2.17-435.00-364.00-000-00	Donations	-	-	-	5
6	-	-	-	6	2.17-435.00-380.00-000-00	Misc Revenue	-	-	-	6
7	-	-	25,000	7	2.17-435.00-391.90-000-00	Tran In - 1.90 TLT Revenues	127,500	127,500	127,500	7
8	-	-	29	8	2.17-435.00-391.12-000-00	Tran In - 1.10 GF Other Req/Non Dept	-	-	-	8
9	-	-	25,000	9	2.17-435.00-391.09-000-00	Tran In - 1.27 Economic Development	-	-	-	9
10	-	-	5,000	10	2.17-435.00-391.11-000-00	Tran In - 2.17 County Parks	5,000	5,000	5,000	10
11	-	-	-	11	2.17-435.00-391.99-000-00	Allocated Interest	-	-	-	11
12	-	-	-	12	2.17-435.00-399.03-000-00	Restricted Fund Balance	-	-	-	12
13	-	-	203,329	13	TOTAL RESOURCES		328,400	328,400	328,400	13
14	-	-	100,323	14	2.17-435.00-490.00-110-00	Sal - Regular	119,039	119,039	119,039	14
15	-	-	-	15	2.17-435.00-490.00-213-10	Ben - HRA VEBA	30	30	30	15
16	-	-	31,512	16	2.17-435.00-490.00-213-00	Ben - Health Insurance	31,980	31,980	31,980	16
17	-	-	131	17	2.17-435.00-490.00-214-00	Ben - Life Insurance	132	132	132	17
18	-	-	7,675	18	2.17-435.00-490.00-220-00	Ben - FICA	9,106	9,106	9,106	18
19	-	-	15,510	19	2.17-435.00-490.00-230-00	Ben - PERS - County Portion	25,984	25,984	25,984	19
20	-	-	752	20	2.17-435.00-490.00-250-00	Ben - Unemployment Insurance	893	893	893	20
21	-	-	537	21	2.17-435.00-490.00-260-00	Ben - Worker's Compensation	592	592	592	21
22	-	-	92	22	2.17-435.00-490.00-290-00	Ben - OR W/C Assessment	94	94	94	22
23	-	-	-	23	2.17-435.00-490.00-295-00	IGS - 3.10 Unemp Self Ins Reserve	-	-	-	23
24	-	-	156,532	24	TOTAL PERSONNEL SERVICES		187,850	187,850	187,850	24

L I N E #	HISTORICAL DATA			L I N E #	RESOURCE/REQUIREMENT DESCRIPTION ADOPTED	- 1 1			L I N E #
	Actual		10			Budget For 2021-2022 Year			
	Audited	Unaudited	Adopted			2021-2022	2021-2022	2021-2022	
Second	First	Budget	Proposed	Approved	Adopted				
Preceeding	Preceeding	This Year	by Budget	by Budget	by Governing				
Year	Year	This Year	Officer	Committee	Body				
06/30/19	06/30/20	06/30/21							
#	#	#	Account Number	Account Description	#				
1	-	-	1,800	1 2.17-435.00-490.00-310-00	Pro Srvc - Training/Education	1,800	1,800	1,800	1
2	-	-	900	2 2.17-435.00-490.00-310-15	Pro Srvc - Community Education	900	900	900	2
3	-	-	4,500	3 2.17-435.00-490.00-330-00	Pro Srvc - General	4,500	4,500	4,500	3
4	-	-	720	4 2.17-435.00-490.00-416-00	Util - Cellular Telephone	900	900	900	4
5	-	-	860	5 2.17-435.00-490.00-521-00	Gen Liab Ins	860	860	860	5
6	-	-	40	6 2.17-435.00-490.00-524-00	Property Insurance	40	40	40	6
7	-	-	500	7 2.17-435.00-490.00-541-00	Advertising - Legal	500	500	500	7
8	-	-	500	8 2.17-435.00-490.00-542-00	Advertising - Other	500	500	500	8
9	-	-	900	9 2.17-435.00-490.00-550-00	Copying & Printing	1,000	1,000	1,000	9
10	-	-	1,100	10 2.17-435.00-490.00-580-00	Travel - Meals & Lodging	1,100	1,100	1,100	10
11	-	-	-	11 2.17-435.00-490.00-581-00	IGS-Assigned Vehicles	-	-	-	11
12	-	-	400	12 2.17-435.00-490.00-582-00	IGS - 1.15 Motor Pool	400	400	400	12
13	-	-	1,100	13 2.17-435.00-490.00-583-00	Travel-Mileage Allowance	2,000	2,000	2,000	13
14	-	-	600	14 2.17-435.00-490.00-595-00	Postage	600	600	600	14
15	-	-	1,500	15 2.17-435.00-490.00-600-00	Sup-Office	2,000	2,000	2,000	15
16	-	-	600	16 2.17-435.00-490.00-606-00	Sup-Event Food Supplies	600	600	600	16
17	-	-	900	17 2.17-435.00-490.00-610-00	Sup-Non-Cap Furn/Equip	1,000	1,000	1,000	17
18	-	-	1,800	18 2.17-435.00-490.00-615-00	Other Materials & Services	3,000	3,000	3,000	18
19	-	-	400	19 2.17-435.00-490.00-640-00	Books & Periodicals	400	400	400	19
20	-	-	2,000	20 2.17-435.00-490.00-650-00	Dues - Membership	2,000	2,000	2,000	20
21	-	-	3,588	21 2.17-435.00-490.00-820-00	IGS - 2.20 Finance	3,654	3,654	3,654	21
22	-	-	1,782	22 2.17-435.00-490.00-821-00	IGS - 2.20 Payroll/HR	1,236	1,236	1,236	22
23	-	-	2,673	23 2.17-435.00-490.00-822-00	IGS - 2.20 Counsel	2,370	2,370	2,370	23
24	-	-	653	24 2.17-435.00-490.00-824-00	IGS - 2.20 Occupancy	2,600	2,600	2,600	24
25	-	-	5,596	25 2.17-435.00-490.00-826-00	IGS - 2.20 IT/Telecom	3,499	3,499	3,499	25
26	-	-	1,644	26 2.17-435.00-490.00-828-00	IGS - 2.20 BOC Office	1,378	1,378	1,378	26
27	-	-	2,304	27 2.17-435.00-490.00-830-00	IGS - 2.20 Commissioners	2,997	2,997	2,997	27
28	-	-	39,360	28	TOTAL MATERIALS & SERVICES	41,834	41,834	41,834	28
29	-	-	7,437	29 2.17-435.00-496.00-000-00	Operating Contingency	98,716	98,716	98,716	29
30	-	-	7,437	30	TOTAL CONTINGENCY	98,716	98,716	98,716	30
31	-	-	203,329	31	TOTAL REQUIREMENTS	328,400	328,400	328,400	31
32	-	-	-	32	ENDING FUND BALANCE	-	-	-	32

L I N E #	HISTORICAL DATA			L I N E #	RESOURCE/REQUIREMENT DESCRIPTION ADOPTED	1 Budget For 2020-2021 Year			L I N E #		
	Actual		10 Adopted Budget This Year 06/30/20			2020-2021 Proposed by Budget Officer	2020-2021 Approved by Budget Committee	2020-2021 Adopted by Governing Body			
	Audited Second Preceding Year 06/30/18	Unaudited First Preceding Year 06/30/19									
Tab 15			Tab 15		FUND - Economic Development				Tab 15		
1	-	-	900	1	1.27-465.20-321.10-000-00	Permits - OLCC	To Fund 2.17	-	-	-	1
2	100,804	98,738	102,000	2	1.27-465.20-335.00-000-00	Other - St - Lottery	2020-21 Budget	-	-	-	2
3	-	-	-	3		Business License		-	-	-	3
4	-	-	-	4		Transient Lodging Tax		-	-	-	4
5	-	-	-	5	1.27-465.20-380.00-000-00	Misc Revenue		-	-	-	5
6	-	-	12,345	6	1.27-465.20-391.15-000-00	Tran In - 1.10 Gen Fund Other Req		-	-	-	6
7	886	2,042	-	7	1.27-465.20-391.99-000-00	Allocated Interest		-	-	-	7
8	29,521	48,924	27,953	8	1.27-465.20-399.03-000-00	Restricted Fund Balance		25,000	25,000	25,000	8
9	131,211	149,704	143,198	9		TOTAL RESOURCES		25,000	25,000	25,000	9
10	37,335	31,900	63,651	10	1.27-465.20-490.00-110-00	Sal - Regular		-	-	-	10
11	6,000	7,254	16,830	11	1.27-465.20-490.00-213-00	Ben - Health Insurance		-	-	-	11
12	39	28	58	12	1.27-465.20-490.00-214-00	Ben - Life Insurance		-	-	-	12
13	2,690	2,345	4,869	13	1.27-465.20-490.00-220-00	Ben - FICA		-	-	-	13
14	4,093	3,386	9,840	14	1.27-465.20-490.00-230-00	Ben - PERS - County Portion		-	-	-	14
15	-	-	-	15	1.27-465.20-490.00-260-00	Ben - Unemployment Insurance		-	-	-	15
16	336	133	493	16	1.27-465.20-490.00-260-00	Ben - Workers Compensation		-	-	-	16
17	26	21	56	17	1.27-465.20-490.00-290-00	Ben - OR Worker Assessment		-	-	-	17
18	276	278	477	18	1.27-465.20-490.00-295-00	IGS - 2.10 Worker Self Ins Reserve		-	-	-	18
19	50,796	45,345	96,274	19		TOTAL Personnel SERVICES		-	-	-	19
20	-	900	3,600	20	1.27-465.20-490.00-310-00	Prof Svcs - Training/Education		-	-	-	20
21	-	-	1,200	21	1.27-465.20-490.00-310-15	Prof Svcs - Community Education		-	-	-	21
22	23,106	7,866	14,000	22	1.27-465.20-490.00-330-00	Prof Svcs - General		-	-	-	22
23	-	60	720	23	1.27-465.20-490.00-416-00	Cell - Cellular Telephone		-	-	-	23
24	365	408	1,250	24	1.27-465.20-490.00-521-00	Gen Liab Ins		-	-	-	24
25	-	-	-	25	1.27-465.20-490.00-524-00	Property Insurance		-	-	-	25
26	70	-	1,000	26	1.27-465.20-490.00-541-00	Advertising - Legal		-	-	-	26
27	61	36	1,400	27	1.27-465.20-490.00-542-00	Advertising - Other		-	-	-	27
28	-	139	900	28	1.27-465.20-490.00-550-00	Copying & Printing		-	-	-	28
29	-	-	1,300	29	1.27-465.20-490.00-580-00	Travel - Meals & Lodging		-	-	-	29
30	-	-	-	30	1.27-465.20-490.00-581-00	IGS-Assigned Vehicles		-	-	-	30
31	48	325	400	31	1.27-465.20-490.00-582-00	IGS- Motor Pool		-	-	-	31
32	-	-	1,500	32	1.27-465.20-490.00-583-00	Travel-Mileage Allowance		-	-	-	32
33	-	-	1,500	33	1.27-465.20-490.00-595-00	Postage		-	-	-	33
1	86	808	1,500	1	1.27-465.20-490.00-600-00	Sup-Office		-	-	-	1
2	-	-	600	2	1.27-465.20-490.00-606-00	Sup-Event Food Supplies		-	-	-	2
3	-	2,304	1,300	3	1.27-465.20-490.00-610-00	Sup-Non-Cap Furn/Equip		-	-	-	3
4	-	81	2,400	4	1.27-465.20-490.00-615-00	Other Materials & Services		-	-	-	4
5	-	-	400	5	1.27-465.20-490.00-640-00	Books & Periodicals		-	-	-	5
6	500	500	2,000	6	1.27-465.20-490.00-650-00	Dues - Membership		-	-	-	6
7	1,304	1,369	1,787	7	1.27-465.20-490.00-820-00	IGS - 2.20 Finance		-	-	-	7
8	571	556	720	8	1.27-465.20-490.00-821-00	IGS - 2.20 Payroll/HR		-	-	-	8

L I N E #	HISTORICAL DATA			L I N E #	RESOURCE/REQUIREMENT DESCRIPTION ADOPTED	1 Budget For 2020-2021 Year			L I N E #		
	Actual		10 Adopted Budget This Year 06/30/20			2020-2021 Proposed by Budget Officer	2020-2021 Approved by Budget Committee	2020-2021 Adopted by Governing Body			
	Audited Second Preceding Year 06/30/18	Unaudited First Preceding Year 06/30/19									
9	1,339	1,309	1,697	9	1.27-465.20-490.00-822-00	IGS - 2.20 Counsel	-	-	-	9	
10	1,212	1,458	732	10	1.27-465.20-490.00-824-00	IGS - 2.20 Occupancy	To Fund 2.17	-	-	-	10
11	1,360	1,369	2,593	11	1.27-465.20-490.00-826-00	IGS - 2.20 Info Tech	2020-21 Budget	-	-	-	11
12	930	1,208	1,026	12	1.27-465.20-490.00-828-00	IGS - 2.20 BOC Office		-	-	-	12
13	540	523	1,399	13	1.27-465.20-490.00-830-00	IGS - 1.11 Commissioners		-	-	-	13
14	31,491	21,218	46,924	14		TOTAL MATERIALS & SERVICES		-	-	-	14
15	-	-	-	15	1.27-465.20-491.17-000-00	Tran To - 2.17 Community Development		25,000	25,000	25,000	15
16				16		TOTAL TRANSFERS		25,000	25,000	25,000	16
17	82,287	66,563	143,198	17		TOTAL REQUIREMENTS		25,000	25,000	25,000	17
18	48,924	83,141	-	18		ENDING FUND BALANCE		-	-	-	18
19				19		Bridge Light Maintenance		-	-	-	19
20				20	1.27-411.10-341.00-000-00	Fees		-	-	-	20
21	From Fund 3.05		400	21	1.27-411.10-364.00-000-00	Donations	To Line Item in	-	-	-	21
22	2019-2020 Budget		-	22	1.27-411.10-391.35-000-00	Tran In - Gen Fund-Other	2.17 Econ Dev	-	-	-	22
23			-	23	1.27-411.10-399.01-000-00	Assigned Fund Balance	2020-2021 Budget	-	-	-	23
24			400	24		TOTAL RESOURCES		-	-	-	24
25			400	25	1.27-411.10-490.00-430-00	Rep & Maint - Equipment		-	-	-	25
26			-	26	1.27-411.10-490.00-615-00	Other Materials & Services		-	-	-	26
27			400	27		TOTAL MATERIALS & SERVICES		-	-	-	27
28			-	28	1.27-411.10-490.00-742-00	Capital - Bridge Lighting		-	-	-	28
29			-	29		TOTAL CAPITAL		-	-	-	29
30			400	30		TOTAL REQUIREMENTS		-	-	-	30
31			-	31		ENDING FUND BALANCE		-	-	-	31
	48,924	83,141	-			TOTAL FUND 1.27 ENDING FUND BALANCE		-	-	-	

L I N E #	HISTORICAL DATA			L I N E #	RESOURCE/REQUIREMENT DESCRIPTION ADOPTED	Budget For 2021-2022 Year			L I N E #	
	Actual		10 Adopted Budget This Year 06/30/21			2021-2022 Proposed by Budget Officer	2021-2022 Approved by Budget Committee	2021-2022 Adopted by Governing Body		
	Audited Second Preceding Year 06/30/19	Unaudited First Preceding Year 06/30/20								
Tab 19			Tab 19	COMMUNITY DEVELOPMENT FUND - County Parks Department					Tab 19	
1	-	-	70,000	1	2.17-450.00-332.20-000-00	State RV Licenses	70,000	70,000	70,000	1
2			825	2	2.17-450.00-334.20-000-00	Grants - St - Marine Board	825	825	825	2
3	From Fund 1.40		35,000	3	2.17-450.00-347.40-000-00	Fees - Occupancy Boice/Cope	38,500	38,500	38,500	3
4	2020-2021 Budget		5,000	4	2.17-450.00-347.40-000-01	Fees - Occupancy Lobster Cr. Yth Camp	4,500	4,500	4,500	4
5	-	-	38,300	5	2.17-450.00-347.40-000-10	Fees - On Line Reservations Boice Cope	115,000	115,000	115,000	5
6	-	-	8,000	6	2.17-450.00-347.41-000-00	Fees - Other Boice/Cope	8,000	8,000	8,000	6
7	-	-	300	7	2.17-450.00-347.42-000-00	Fees - Other Lobster Cr Youth Camp	300	300	300	7
8	-	-	1,000	8	2.17-450.00-347.42-000-01	Fees - Utility Lobster Cr Youth Camp	1,000	1,000	1,000	8
9	-	-	12,500	9	2.17-450.00-347.40-000-02	Fees - Occupancy Social Security Bar Campground	-	-	-	9
10	-	-	12,500	10	2.17-450.00-347.40-000-03	Fees - Occupancy Elk River Campground	-	-	-	10
11	-	-	10,000	11	2.17-450.00-363.00-000-00	Sale of Surplus County Land	10,000	10,000	10,000	11
12	-	-	-	12	2.17-450.00-363.00-000-01	Sale of Surplus Land - Lobster	94,000	94,000	94,000	12
13	-	-	-	13	2.17-450.00-363.00-000-01	Sale of Suplus Land - Boice Cope	32,000	32,000	32,000	13
14	-	-	-	14	2.17-450.00-364.10-000-00	Fundraising Revenue	-	-	-	14
15	-	-	-	15	2.17-450.00-380.00-000-00	Misc Revenue	-	-	-	15
16	-	-	-	16	2.17-450.00-390.00-000-00	Misc Reimbursement	-	-	-	16
17	-	-	28	17	2.17-450.00-391.12-000-00	Tran In - 1.10 GF Other Req/Non Dept	-	-	-	17
18	-	-	40,000	18	2.17-450.00-391.11-000-00	Tran In - 1.40 County Parks	-	-	-	18
19	-	-	-	19	2.17-450.00-391.99-000-00	Allocated Interest	180	180	180	19
20	-	-	233,453	20	TOTAL RESOURCES		374,305	374,305	374,305	20
21	-	-	57,789	21	2.17-450.00-490.00-110-00	Sal - Regular	59,686	59,686	59,686	21
22	-	-	12,000	22	2.17-450.00-490.00-120-00	Sal - Irregular	12,240	12,240	12,240	22
23	-	-	-	23	2.17-450.00-490.00-213-10	Ben - HRA VEBA	30	30	30	23
24	-	-	15,912	24	2.17-450.00-490.00-213-00	Ben - Health Insurance	16,380	16,380	16,380	24
25	-	-	80	25	2.17-450.00-490.00-214-00	Ben - Life Insurance	81	81	81	25
26	-	-	5,339	26	2.17-450.00-490.00-220-00	Ben - FICA	5,502	5,502	5,502	26
27	-	-	8,934	27	2.17-450.00-490.00-230-00	Ben - PERS - County Portion	13,128	13,128	13,128	27
28	-	-	523	28	2.17-450.00-490.00-250-00	Ben - Unemployment Insurance	539	539	539	28
29	-	-	1,428	29	2.17-450.00-490.00-260-00	Ben - Worker's Compensation	1,438	1,438	1,438	29
30	-	-	68	30	2.17-450.00-490.00-290-00	Ben - OR W/C Assessment	69	69	69	30
31	-	-	-	31	2.17-450.00-490.00-295-00	IGS - 3.10 Unemp Reserve	-	-	-	31
32	-	-	102,073	32	TOTAL PERSONNEL SERVICES		109,093	109,093	109,093	32

L I N E #	HISTORICAL DATA			L I N E #	RESOURCE/REQUIREMENT DESCRIPTION ADOPTED	1 Budget For 2021-2022 Year			L I N E #	
	Actual		10 Adopted Budget This Year 06/30/21			2021-2022 Proposed by Budget Officer	2021-2022 Approved by Budget Committee	2021-2022 Adopted by Governing Body		
	Audited Second Preceding Year 06/30/19	Unaudited First Preceding Year 06/30/20								
1	-	-	500	1	2.17-450.00-490.00-310-00	Pro Svcs - Training & Ed	500	500	500	1
2	-	-	2,000	2	2.17-450.00-490.00-330-00	Pro Svcs - General	2,000	2,000	2,000	2
3	-	-	4,200	3	2.17-450.00-490.00-330-10	Pro Svcs-Host Fees	7,500	7,500	7,500	3
4	-	-	1,500	4	2.17-450.00-490.00-390-00	Pro Svcs-Bank Fees	1,500	1,500	1,500	4
5	-	-	1,560	5	2.17-450.00-490.00-415-00	Util - Telephone (Internet)	1,560	1,560	1,560	5
6	-	-	1,200	6	2.17-450.00-490.00-416-00	Util - Cellular Telephone	1,200	1,200	1,200	6
7	-	-	16,000	7	2.17-450.00-490.00-421-00	Util - Waste Disposal	18,000	18,000	18,000	7
8	-	-	2,500	8	2.17-450.00-490.00-430-00	Rep & Maint - Equipment	2,500	2,500	2,500	8
9	-	-	8,000	9	2.17-450.00-490.00-431-00	Rep & Maint - Building	8,000	8,000	8,000	9
10	-	-	4,000	10	2.17-450.00-490.00-432-00	Rep & Maint - Site	5,000	5,000	5,000	10
11	-	-	858	11	2.17-450.00-490.00-521-00	Ins - Liability - General	944	944	944	11
12	-	-	-	12	2.17-450.00-490.00-522-00	Ins - Auto Liability	-	-	-	12
13	-	-	1,952	13	2.17-450.00-490.00-524-00	Property Insurance	2,200	2,200	2,200	13
14	-	-	-	14	2.17-450.00-490.00-542-00	Advertising - Other	-	-	-	14
15	-	-	-	15	2.17-450.00-490.00-550-00	Copying & Printing	300	300	300	15
16	-	-	547	16	2.17-450.00-490.00-580-00	Travel - Meals & Lodging	500	500	500	16
17	-	-	7,000	17	2.17-450.00-490.00-581-00	IGS - 1.15 Assigned Vehicles	7,000	7,000	7,000	17
18	-	-	-	18	2.17-450.00-490.00-581-00	IGS - Assigned Vehicles	-	-	-	18
19	-	-	180	19	2.17-450.00-490.00-583-00	Travel - Mileage Allowance	-	-	-	19
20	-	-	-	20	2.17-450.00-490.00-595-00	Postage	100	100	100	20
21	-	-	300	21	2.17-450.00-490.00-600-00	Sup - Office	300	300	300	21
22	-	-	300	22	2.17-450.00-490.00-602-00	Sup - Uniforms	300	300	300	22
23	-	-	3,500	23	2.17-450.00-490.00-603-00	Sup - Janitorial	400	400	400	23
24	-	-	-	24	2.17-450.00-490.00-606-10	Fundraising Expense	-	-	-	24
25	-	-	1,500	25	2.17-450.00-490.00-610-00	Sup - Non-Capital Equipment	1,500	1,500	1,500	25
26	-	-	250	26	2.17-450.00-490.00-613-00	Sup - Small Tools	1,400	1,400	1,400	26
27	-	-	7,325	27	2.17-450.00-490.00-615-00	Other Materials & Services	6,500	6,500	6,500	27
28	-	-	-	28	2.17-450.00-490.00-650-00	Dues - Membership	700	700	700	28
29	-	-	5,500	29	2.17-450.00-490.00-622-00	Util - Electricity	5,500	5,500	5,500	29
30	-	-	4,500	30	2.17-450.00-490.00-623-00	Sup - Propane	4,500	4,500	4,500	30
31	-	-	500	31	2.17-450.00-490.00-626-00	Sup - Gas	500	500	500	31

L I N E #	HISTORICAL DATA			L I N E #	RESOURCE/REQUIREMENT DESCRIPTION ADOPTED	- 1 1			L I N E #	
	Actual		10			Budget For 2021-2022 Year				
	Audited Second Preceding Year 06/30/19	Unaudited First Preceding Year 06/30/20	Adopted Budget This Year 06/30/21			2021-2022 Proposed by Budget Officer	2021-2022 Approved by Budget Committee	2021-2022 Adopted by Governing Body		
					Account Number	Account Description				
1	-	-	3,573	1	2.17-450.00-490.00-820-00	IGS - 2.20 Finance	3,267	3,267	3,267	1
2	-	-	1,774	2	2.17-450.00-490.00-821-00	IGS - 2.20 Payroll/HR	1,105	1,105	1,105	2
3	-	-	2,662	3	2.17-450.00-490.00-822-00	IGS - 2.20 Counsel	2,119	2,119	2,119	3
4	-	-	1,548	4	2.17-450.00-490.00-824-00	IGS - 2.20 Occupancy	2,786	2,786	2,786	4
5	-	-	5,573	5	2.17-450.00-490.00-826-00	IGS - 2.20 IT/Telecom	3,128	3,128	3,128	5
6	-	-	1,637	6	2.17-450.00-490.00-828-00	IGS - 2.20 BOC Office	1,232	1,232	1,232	6
7	-	-	2,295	7	2.17-450.00-490.00-830-00	IGS - 2.20 Commissioners	2,679	2,679	2,679	7
8	-	-	94,734	8	TOTAL MATERIALS & SERVICES		96,720	96,720	96,720	8
9	-	-	-	9	2.17-450.00-490.00-730-00	Cap Outlay - Site Imprvmt	-	-	-	9
10	-	-	-	10	2.17-450.00-490.00-741-00	Cap Outlay - Equipment	10,000	10,000	10,000	10
11	-	-	-	11	2.17-450.00-490.00-742-02	Cap Outlay - Boice Cope	32,000	32,000	32,000	11
12	-	-	-	12	2.17-450.00-490.00-742-03	Cap Outlay - Lobster Cr.	94,000	94,000	94,000	12
13	-	-	-	13	2.17-450.00-490.00-742-00	Cap Outlay - Bldg. Improvement	-	-	-	13
14	-	-	-	14	TOTAL CAPITAL OUTLAY		136,000	136,000	136,000	14
16	-	-	5,000	16	2.17-450.00-491.28-000-20	Tran To 1.28 Sheriff - Patrol	5,000	5,000	5,000	16
15	-	-	5,000	15	2.17-450.00-491.17-000-65	Tran To 2.17 CD - Economic Development	5,000	5,000	5,000	15
17	-	-	-	17	2.17-450.00-491.25-000-00	Tran To-2.51 State Grant #9	-	-	-	17
18	-	-	10,000	18	TOTAL TRANSFERS		10,000	10,000	10,000	18
19	-	-	26,646	19	2.17-450.00-496.00-000-00	Operating Contingency	22,492	22,492	22,492	19
20	-	-	26,646	20	TOTAL CONTINGENCY		22,492	22,492	22,492	20
21	-	-	233,453	21	TOTAL REQUIREMENTS		374,305	374,305	374,305	21
22	-	-	-	22	ENDING FUND BALANCE		-	-	-	22

L	HISTORICAL DATA			L	RESOURCE/REQUIREMENT DESCRIPTION ADOPTED	1			L	
	Actual		10			Budget For 2020-2021 Year				
	Audited	Unaudited	Adopted			2020-2021	2020-2021	2020-2021		
I	Second	First	I	Proposed	Approved	Adopted	I			
N	Preceding	Preceding	N	by Budget	by Budget	by Governing	N			
E	Year	Year	E	Officer	Committee	Body	E			
#	06/30/18	06/30/19	#	Account Number	Account Description			#		
Tab 17			Tab 17		FUND - County Parks			Tab 17		
1	67,353	77,204	70,000	1	1.40-452.50-332.20-000-00	Fees - RV License	To Fund 2.17 -	-	1	
2	3,300	3,300	3,300	2	1.40-452.50-334.20-000-00	Grants - St - Marine Board	2020-21 Budget	-	2	
3	74,627	75,160	35,000	3	1.40-452.50-347.40-000-00	Fees - Occupancy Boice/Cope	-	-	3	
4	8,816	4,774	5,000	4	1.40-452.50-347.40-000-01	Fees - Occupancy Lobster Cr. Yth Camp	-	-	4	
5	-	53,574	35,000	5	1.40-452.50-347.40-000-10	Fees - On Line Reservations Boice Cope	-	-	5	
6	7,766	4,852	8,000	6	1.40-452.50-347.41-000-00	Fees - Other Boice/Cope	-	-	6	
7	4,828	35	300	7	1.40-452.50-347.42-000-00	Fees - Other Lobster Cr Youth Camp	-	-	7	
8	1,441	1,388	1,000	8	1.40-452.50-347.42-000-01	Fees - Utility Lobster Cr Youth Camp	-	-	8	
9	-	-	-	9	1.40-452.50-363.00-000-00	Sale of Surplus County Land	-	-	9	
10	-	-	-	10	1.40-452.50-364.10-000-00	Fundraising Revenue	-	-	10	
11	-	-	-	11	1.40-452.50-380.00-000-00	Misc Revenue	-	-	11	
16	-	-	-	16	1.40-452.50-390.00-000-00	Misc Reimbursement	-	-	16	
12	-	-	12,345	12	1.40-452.50-391.12-000-00	Tran In - 1.10 Gen Fund Other Req	-	-	12	
13	533	1,712	-	13	1.40-452.50-391.99-000-00	Allocated Interest	-	-	13	
14	38,557	41,363	-	14	1.40-452.50-399.01-000-00	Assigned Fund Balance	-	-	14	
15	-	-	39,757	15	1.40-452.50-399.03-000-00	Restricted Fund Balance	40,000	40,000	40,000	15
16	207,220	263,361	209,702	16		TOTAL RESOURCES	40,000	40,000	40,000	16
17	39,332	52,977	63,038	17	1.40-452.50-490.00-110-00	Sal - Regular	-	-	-	17
18	11,083	11,431	12,000	18	1.40-452.50-490.00-120-00	Sal - Irregular	-	-	-	18
19	10,869	14,240	16,830	19	1.40-452.50-490.00-213-00	Ben - Health Insurance	-	-	-	19
20	43	52	86	20	1.40-452.50-490.00-214-00	Ben - Life Insurance	-	-	-	20
21	3,753	4,760	5,740	21	1.40-452.50-490.00-220-00	Ben - PICA	-	-	-	21
22	2,961	5,878	9,746	22	1.40-452.50-490.00-230-00	Ben - PERS - County Portion	-	-	-	22
23	-	-	-	23	1.40-452.50-490.00-250-00	Ben - Unemployment Insurance	-	-	-	23
24	949	1,045	1,306	24	1.40-452.50-490.00-260-00	Ben - Worker's Compensation	-	-	-	24
25	68	72	79	25	1.40-452.50-490.00-270-00	Ben - OR W/C Assessment	-	-	-	25
26	484	463	563	26	1.40-452.50-490.00-295-00	IGS - 3.10 Unemp Reserve	-	-	-	26
27	69,543	90,918	109,388	27		TOTAL PERSONNEL SERVICES	-	-	-	27
1	-	-	500	1	1.40-452.50-490.00-310-00	Pro Svcs - Training & Ed	-	-	-	1
2	1,689	1,549	2,000	2	1.40-452.50-490.00-330-00	Pro Svcs - General	-	-	-	2
3	4,700	3,648	4,200	3	1.40-452.50-490.00-330-10	Pro Svcs-Host Fees	-	-	-	3
4	846	1,516	1,500	4	1.40-452.50-490.00-390-00	Pro Svcs-Bank Fees	-	-	-	4
5	1,506	1,669	1,560	5	1.40-452.50-490.00-415-00	Util - Telephone (Internet)	-	-	-	5
6	1,069	1,073	1,200	6	1.40-452.50-490.00-416-00	Util - Cellular Telephone	-	-	-	6
7	15,195	20,779	16,000	7	1.40-452.50-490.00-421-00	Util - Waste Disposal	-	-	-	7
8	6,079	1,899	2,500	8	1.40-452.50-490.00-430-00	Rep & Maint - Equipment	-	-	-	8
9	5,556	2,253	8,000	9	1.40-452.50-490.00-431-00	Rep & Maint - Building	-	-	-	9
10	5,064	3,136	4,000	10	1.40-452.50-490.00-432-00	Rep & Maint - Site	-	-	-	10
11	865	852	1,790	11	1.40-452.50-490.00-521-00	Ins - Liability - General	-	-	-	11
12	-	43	-	12	1.40-452.50-490.00-522-00	Ins - Auto Liability	-	-	-	12
13	1,498	1,675	1,700	13	1.40-452.50-490.00-524-00	Property Insurance	-	-	-	13
14	257	-	-	14	1.40-452.50-490.00-542-00	Advertising - Other	-	-	-	14

L I N E #	HISTORICAL DATA			L I N E #	RESOURCE/REQUIREMENT DESCRIPTION ADOPTED	1 Budget For 2020-2021 Year			L I N E #	
	Actual		10 Adopted Budget This Year 06/30/20			2020-2021 Proposed by Budget Officer	2020-2021 Approved by Budget Committee	2020-2021 Adopted by Governing Body		
	Audited Second Preceeding Year 06/30/18	Unaudited First Preceeding Year 06/30/19								
15		139	-	15	1.40-452.50-490.00-550-00	Copying & Printing	-	-	-	15
16	-	-	547	16	1.40-452.50-490.00-580-00	Travel - Meals & Lodging	To Fund 2.17	-	-	16
17	5,846	6,658	7,000	17	1.40-452.50-490.00-581-00	IGS - Assigned Vehicles	2020-21 Budget	-	-	17
18	-	-	180	18	1.40-452.50-490.00-583-00	Travel - Mileage Allowance	-	-	-	18
19	67	-	-	19	1.40-452.50-490.00-595-00	Postage	-	-	-	19
20	179	182	300	20	1.40-452.50-490.00-600-00	Sup - Office	-	-	-	20
21	85	100	300	21	1.40-452.50-490.00-602-00	Sup - Uniforms	-	-	-	21
22	4,135	3,017	3,500	22	1.40-452.50-490.00-603-00	Sup - Janitorial	-	-	-	22
23	-	-	-	23	1.40-452.50-490.00-606-10	Fundraising Expense	-	-	-	23
24	10,021	1,903	1,500	24	1.40-452.50-490.00-610-00	Sup - Non-Capital Equipment	-	-	-	24
25	276	83	250	25	1.40-452.50-490.00-613-00	Sup - Small Tools	-	-	-	25
26	4,747	4,194	6,500	26	1.40-452.50-490.00-615-00	Other Materials & Services	-	-	-	26
27	5,984	5,007	5,500	27	1.40-452.50-490.00-622-00	Util - Electricity	-	-	-	27
28	6,958	1,596	4,500	28	1.40-452.50-490.00-623-00	Sup - Propane	-	-	-	28
29	-	454	500	29	1.40-452.50-490.00-626-00	Sup - Gas	-	-	-	29
1	2,954	2,871	2,641	1	1.40-452.50-490.00-820-00	IGS - 2.20 Finance	-	-	-	1
2	1,294	1,162	1,065	2	1.40-452.50-490.00-821-00	IGS - 2.20 Payroll/Hr	-	-	-	2
3	3,035	2,746	2,509	3	1.40-452.50-490.00-822-00	IGS - 2.20 Counsel	-	-	-	3
4	-	-	1,155	4	1.40-452.50-490.00-824-00	IGS - 2.20 Occupancy	-	-	-	4
5	3,080	2,869	3,832	5	1.40-452.50-490.00-826-00	IGS - 2.20 Info Tech	-	-	-	5
6	2,107	2,538	1,517	6	1.40-452.50-490.00-828-00	IGS - 2.20 POC Office	-	-	-	6
7	1,223	1,098	2,068	7	1.40-452.50-490.00-830-00	IGS - 1.11 Commissioners	-	-	-	7
8	96,314	76,708	90,314	8		TOTAL MATERIALS & SERVICES	-	-	-	8
9	-	-	-	9	1.40-452.50-490.00-730-00	Cap Outlay - Site Imprvmt	-	-	-	9
10	-	-	-	10	1.40-452.50-490.00-742-00	Cap Outlay - Bldg. Improvement	-	-	-	10
11	-	-	-	11		TOTAL CAPITAL OUTLAY	-	-	-	11
11	-	24,252	-	11	1.40-452.50-491.11-000-00	Tran To-2.51 State Grant #9	-	-	-	11
12	-	-	-	12	1.40-452.50-491.11-000-00	Tran To - 2.17 Community Development	40,000	40,000	40,000	12
13	-	24,252	-	13		TOTAL TRANSFERS	40,000	40,000	40,000	13
14	-	-	10,000	14	1.40-452.50-490.00-000-00	Operating Contingency	-	-	-	14
15	-	-	10,000	15		TOTAL CONTINGENCY	-	-	-	15
16	165,857	191,878	209,702	16		TOTAL REQUIREMENTS	40,000	40,000	40,000	16
17	41,363	71,483	-	17		ENDING FUND BALANCE	-	-	-	17

L I N E #	HISTORICAL DATA			L I N E #	RESOURCE/REQUIREMENT DESCRIPTION ADOPTED	- 1 1			L I N E #		
	Actual		10			Budget For 2021-2022 Year					
	Audited	Unaudited	Adopted			2021-2022	2021-2022	2021-2022			
Second	First	Budget	Proposed	Approved	Adopted						
Preceding	Preceding	This Year	by Budget	by Budget	by Governing						
Year	Year	This Year	Officer	Committee	Body						
06/30/19	06/30/20	06/30/21									
Tab 19			Tab 19	Sheriff - Emergency Services Department			Tab 19				
1	-	-	69,000	1	2.17-455.00-331.00-000-00	Grants - Fed - St EMPG 97.042	69,000	69,000	69,000	1	
2	From Fund 1.10	-	-	2	2.17-455.00-333.10-000-15	Grants - Fed -Hmland Sec 97-067 15-212		-	-	2	
3	2020-2021 Budget	-	2,500	3	2.17-455.00-337.00-000-00	Grant - Other				3	
4	-	-	28,000	4	2.17-455.00-364.00-000-00	Donations				4	
5	-	-	-	5	2.17-455.00-390.00-000-00	Reimbursement-Misc		-	-	5	
6	-	-	78,883	6	2.17-455.00-391.12-000-00	Tran In - 1.10 GF Other Req/Non Dept	77,255	77,255	77,255	6	
7	-	-	178,383	7	TOTAL RESOURCES			146,255	146,255	146,255	7
8	-	-	-	8	2.17-455.00-490.00-105-00	Sal - Elected		-	-	8	
9	-	-	57,609	9	2.17-455.00-490.00-110-00	Sal - Regular	61,108	61,108	61,108	9	
10	-	-	-	10	2.17-455.00-490.00-120-00	Sal - Irregular		-	-	10	
11	-	-	-	11	2.17-455.00-490.00-130-00	Sal - Overtime		-	-	11	
12	-	-	-	12	2.17-455.00-490.00-213-10	Ben - HRA VEBA				12	
13	-	-	15,612	13	2.17-455.00-490.00-213-00	Ben - Health Insurance	15,600	15,600	15,600	13	
14	-	-	80	14	2.17-455.00-490.00-214-00	Ben - Life Insurance	79	79	79	14	
15	-	-	4,407	15	2.17-455.00-490.00-220-00	Ben - FICA	4,675	4,675	4,675	15	
16	-	-	8,906	16	2.17-455.00-490.00-230-00	Ben - PERS - County Portion	13,236	13,236	13,236	16	
17	-	-	432	17	2.17-455.00-490.00-250-00	Ben - Worker's Compensation	458	458	458	17	
18	-	-	90	18	2.17-455.00-490.00-260-00	Ben - Worker's Compensation	82	82	82	18	
19	-	-	47	19	2.17-455.00-490.00-290-00	Ben - OR W/C Assessment	46	46	46	19	
20	-	-	-	20	2.17-455.00-490.00-295-00	IGS - 3.10 Unemp Self Ins Reserve		-	-	20	
21	-	-	87,183	21	TOTAL PERSONNEL SERVICES			95,284	95,284	95,284	21

L I N E #	HISTORICAL DATA			L I N E #	RESOURCE/REQUIREMENT DESCRIPTION ADOPTED	Budget For 2021-2022 Year			L I N E #	
	Actual		10 Adopted Budget This Year 06/30/21			2021-2022 Proposed by Budget Officer	2021-2022 Approved by Budget Committee	2021-2022 Adopted by Governing Body		
	Audited Second Preceding Year 06/30/19	Unaudited First Preceding Year 06/30/20								
1	-	-	750	1	2.17-455.00-490.00-310-00	Pro Svcs - Training & Ed	750	750	750	1
2	-	-	11,000	2	2.17-455.00-490.00-330-00	Pro Svcs - General	11,000	11,000	11,000	2
3	-	-	950	3	2.17-455.00-490.00-416-00	Util - Cellular Telephone	950	950	950	3
4	-	-	3,000	4	2.17-455.00-490.00-430-00	Rep & Maint - Equipment	1,500	1,500	1,500	4
5	-	-	603	5	2.17-455.00-490.00-521-00	Gen Liab Ins	-	-	-	5
6	-	-	-	6	2.17-455.00-490.00-522-00	Auto Liab Ins	-	-	-	6
7	-	-	1,048	7	2.17-455.00-490.00-524-00	Property Insurance	1,048	1,048	1,048	7
8	-	-	200	8	2.17-455.00-490.00-550-00	Copying & Printing	200	200	200	8
9	-	-	1,750	9	2.17-455.00-490.00-580-00	Travel - Meals & Lodging	1,750	1,750	1,750	9
10	-	-	5,500	10	2.17-455.00-490.00-581-00	IGS - 1.15 Assigned Vehicles	5,500	5,500	5,500	10
11	-	-	-	11	2.17-455.00-490.00-581-00	IGS - 2.21 Assigned Vehicles	-	-	-	11
12	-	-	-	12	2.17-455.00-490.00-582-00	IGS - 2.21 Motor Pool	-	-	-	12
13	-	-	100	13	2.17-455.00-490.00-583-00	Travel - Mileage Allowance	100	100	100	13
14	-	-	-	14	2.17-455.00-490.00-588-00	IGS - 2.22 Vehicle Replacement	-	-	-	14
15	-	-	-	15	2.17-455.00-490.00-595-00	Postage	-	-	-	15
16	-	-	2,000	16	2.17-455.00-490.00-600-00	Sup - Office	1,200	1,200	1,200	16
17	-	-	200	17	2.17-455.00-490.00-606-00	Event Food Materials	200	200	200	17
18	-	-	1,500	18	2.17-455.00-490.00-609-00	Sup- Educational Supplies	750	750	750	18
19	-	-	4,500	19	2.17-455.00-490.00-610-00	Sup - Non-Capital Equipment	2,500	2,500	2,500	19
20	-	-	2,000	20	2.17-455.00-490.00-615-00	Other Materials & Services	1,200	1,200	1,200	20
21	-	-	2,500	21	2.17-455.00-490.00-615-38	Other M&S - CHF Grant	-	-	-	21
22	-	-	-	22	2.17-455.00-490.00-615-15	M&S-Hmld 97.067 #15-212	-	-	-	22
23	-	-	100	23	2.17-455.00-490.00-650-00	Dues - Membership	100	100	100	23
24	-	-	2,510	24	2.17-455.00-490.00-820-00	IGS - 2.20 Finance	2,171	2,171	2,171	24
25	-	-	1,246	25	2.17-455.00-490.00-821-00	IGS - 2.20 Payroll/HR	734	734	734	25
26	-	-	1,870	26	2.17-455.00-490.00-822-00	IGS - 2.20 Counsel	1,408	1,408	1,408	26
27	-	-	6,294	27	2.17-455.00-490.00-824-00	IGS - 2.20 Occupancy	11,329	11,329	11,329	27
28	-	-	3,915	28	2.17-455.00-490.00-826-00	IGS - 2.20 IT/Telecom	2,079	2,079	2,079	28
29	-	-	1,150	29	2.17-455.00-490.00-828-00	IGS - 2.20 BOC Office	819	819	819	29
30	-	-	1,612	30	2.17-455.00-490.00-830-00	IGS - 2.20 Commissioners	1,781	1,781	1,781	30
31	-	-	1,902	31	2.17-455.00-490.00-837-04	IGS - 1.37 Towers Maint	1,902	1,902	1,902	31
32	-	-	58,200	32		TOTAL MATERIALS & SERVICES	50,971	50,971	50,971	32
33	-	-	28,000	33	2.17-455.00-490.00-741-00	Cap Outlay - Equipment	-	-	-	33
34	-	-	28,000	34		TOTAL CAPITAL OUTLAY EXPENDITURES	-	-	-	34
35	-	-	5,000	35	2.17-455.00-490.00-850-00	Reserve - Vehicle	-	-	-	35
36	-	-	5,000	36		TOTAL RESERVE FOR FUTURE EXPENDITURES	-	-	-	36
37	-	-	178,383	37		TOTAL REQUIREMENTS	146,255	146,255	146,255	37
38	-	-	-	38		ENDING FUND BALANCE	-	-	-	38

L I N E #	HISTORICAL DATA			10 Adopted Budget This Year 06/30/20
	Actual		10	
	Audited	Unaudited		
	Second Preceding Year 06/30/18	First Preceding Year 06/30/19		

Tab 11

1	54,409	42,762	62,000
2	-	-	-
3	-	455	-
4	54,409	43,217	62,000
5	-	-	-
6	34,218	51,722	54,186
7	1,770	-	-
8	-	-	-
9	8,000	13,800	15,300
10	52	79	79
11	2,614	3,813	4,145
12	3,720	5,778	8,377
13	-	-	-
14	52	55	65
15	33	47	50
16	328	385	406
17	50,788	75,678	82,608
18	323	350	750
19	8,899	8,888	11,000
20	935	1,042	950
21	7,313	567	3,000
22	447	469	1,100
23	-	128	-
24	1,099	895	1,200
25	60	40	200
26	1,152	1,595	1,750
27	3,506	4,462	5,500
28	-	426	-
29	-	-	100
30	24,164	-	-

L I N E #	RESOURCE/REQUIREMENT DESCRIPTION ADOPTED	1 Budget For 2020-2021 Year			1 0.75% L I N E #
		2020-2021 Proposed by Budget Officer	2020-2021 Approved by Budget Committee	Adopted by Governing Body	
		Account Number	Account Description		
GENERAL FUND - Emergency Services Dept					
1	1.10-429.10-331.00-000-00	Grants - Fed - St EMPG 97.042	-	-	1
2	1.10-429.10-333.10-000-15	Grants - Fed -Hmland Sec 97-067 15-212	-	-	2
3	1.10-429.10-390.00-000-00	Reimbursement-Misc	-	-	3
4	TOTAL RESOURCES		-	-	4
5	1.10-429.10-490.00-105-00	Sal - Elected	-	-	5
6	1.10-429.10-490.00-110-00	Sal - Regular	-	-	6
7	1.10-429.10-490.00-120-00	Sal - Irregular	-	-	7
8	1.10-429.10-490.00-130-00	Sal - Overtime	-	-	8
9	1.10-429.10-490.00-213-00	Ben - Health Insurance	-	-	9
10	1.10-429.10-490.00-214-00	Ben - Life Insurance	-	-	10
11	1.10-429.10-490.00-220-00	Ben - FICA	-	-	11
12	1.10-429.10-490.00-230-00	Ben - PERS - County Portion	-	-	12
13	1.10-429.10-490.00-250-00	Ben - Worker's Compensation	-	-	13
14	1.10-429.10-490.00-260-00	Ben - Worker's Compensation	-	-	14
15	1.10-429.10-490.00-290-00	Ben - Old W/C Assessment	-	-	15
16	1.10-429.10-490.00-295-00	IGS - 2.10 Unemp Self Ins Reserve	-	-	16
17	GENERAL PERSONNEL SERVICES		-	-	17
18	1.10-429.10-490.00-310-00	Pro Svcs - Training & Ed	-	-	18
19	1.10-429.10-490.00-330-00	Pro Svcs - General	-	-	19
20	1.10-429.10-490.00-416-00	UT - Cellular Telephone	-	-	20
21	1.10-429.10-490.00-430-00	Rep & Maint - Equipment	-	-	21
22	1.10-429.10-490.00-521-00	Gen Liab Ins	-	-	22
23	1.10-429.10-490.00-522-00	Auto Liab Ins	-	-	23
24	1.10-429.10-490.00-524-00	Property Insurance	-	-	24
25	1.10-429.10-490.00-550-00	Copying & Printing	-	-	25
26	1.10-429.10-490.00-580-00	Travel - Meals & Lodging	-	-	26
27	1.10-429.10-490.00-581-00	IGS - 2.21 Assigned Vehicles	-	-	27
28	1.10-429.10-490.00-582-00	IGS - 2.21 Motor Pool	-	-	28
29	1.10-429.10-490.00-583-00	Travel - Mileage Allowance	-	-	29
30	1.10-429.10-490.00-588-00	IGS - 2.22 Vehicle Replacement	-	-	30

L I N E #	HISTORICAL DATA			L I N E #
	Actual		10	
	Audited	Unaudited	Adopted Budget This Year 06/30/20	
	Second Preceding Year 06/30/18	First Preceding Year 06/30/19		
1	9	-	-	1
2	894	464	2,000	2
3	151	3	200	3
4	798	39	1,500	4
5	50	3,831	3,000	5
6	792	1,093	2,000	6
7	-	-	-	7
8	-	-	100	8
9	1,595	1,571	1,614	9
10	699	637	650	10
11	1,638	1,504	1,533	11
12	1,063	1,278	1,540	12
13	1,663	1,497	2,341	13
14	1,137	1,386	927	14
15	660	601	1,263	15
16	1,500	1,725	1,811	16
17	60,546	34,491	46,029	17
18	-	-	-	18
19	-	-	-	19
20	111,334	110,169	128,637	20
21	(56,925)	(66,952)	(66,637)	21

		1			1	0.75%
		Budget For 2020-2021 Year				L
		2020-2021 Proposed by Budget Officer	2020-2021 Approved by Budget Committee	Adopted by Governing Body		I N E #
RESOURCE/REQUIREMENT DESCRIPTION ADOPTED						
Account Number	Account Description					
1.10-429.10-490.00-595-00	Postage	-	-	-	-	1
1.10-429.10-490.00-600-00	Sup - Office	-	-	-	-	2
1.10-429.10-490.00-606-00	Event Food Materials	-	-	-	-	3
1.10-429.10-490.00-609-00	Sup- Educational Supplies	-	-	-	-	4
1.10-429.10-490.00-610-00	Sup - Non-Capital Equipment	-	-	-	-	5
1.10-429.10-490.00-615-00	Other Materials & Services	-	-	-	-	6
1.10-429.10-490.00-615-15	M&S-Hmnd 97.067 #15-212	-	-	-	-	7
1.10-429.10-490.00-650-00	Dues - Membership	-	-	-	-	8
1.10-429.10-490.00-820-00	IGS - 2.20 Finance	-	-	-	-	9
1.10-429.10-490.00-821-00	IGS - 2.20 Payroll/HR	-	-	-	-	10
1.10-429.10-490.00-822-00	IGS - 2.20 Counsel	-	-	-	-	11
1.10-429.10-490.00-824-00	IGS - 2.20 OCCUPANCY	-	-	-	-	12
1.10-429.10-490.00-826-00	IGS - 2.20 IT/ELECOM	-	-	-	-	13
1.10-429.10-490.00-828-00	IGS - 2.20 BOC OFFICE	-	-	-	-	14
1.10-429.10-490.00-830-00	IGS - 2.20 COMMISSIONERS	-	-	-	-	15
1.10-429.10-490.00-837-04	IGS - 1.17 Towers Maint	-	-	-	-	16
	TOTAL MATERIALS & SERVICES	-	-	-	-	17
1.10-429.10-490.00-850-00	Reserve Vehicle	-	-	-	-	18
	TOTAL RESERVE FOR FUTURE EXPENDITURES	-	-	-	-	19
	TOTAL REQUIREMENTS	-	-	-	-	20
	CONTRIBUTION TO/(FROM) FUND	-	-	-	-	21

REFERENCED ONLY

L I N E #	HISTORICAL DATA			L I N E #	RESOURCE/REQUIREMENT DESCRIPTION ADOPTED	Budget For 2021-2022 Year			L I N E #	
	Actual		10			2021-2022 Proposed by Budget Officer	2021-2022 Approved by Budget Committee	2021-2022 Adopted by Governing Body		
	Audited Second Preceding Year 06/30/19	Unaudited First Preceding Year 06/30/20	Adopted Budget This Year 06/30/21							
Tab 19			Tab 19	COMMUNITY DEVELOPMENT FUND - Emergency Safety - Aquatic Safety Department					Tab 19	
1	-	-	108,247	1	2.17-460.00-331.00-000-00	Grant Fed	9,795	9,795	9,795	1
2	-	-	19,999	2	2.17-460.00-337.03-000-00	OSU SEA GRANT	9,000	9,000	9,000	2
3	-	-	10,000	3	2.17-460.00-337.04-000-00	Grant - Other - OCVA	9,000	9,000	9,000	3
4	-	-	10,000	4	2.17-460.00-337.05-000-00	GR-ST-OSMB - Boating Safety	18,000	18,000	18,000	4
5	-	-	1,355	5	2.17-460.00-337.06-000-00	Grant - Other - Curry Health	-	-	-	5
6	-	-	-	6	2.17-460.00-337.07-000-00	Grant Tourism Networks	50,000	50,000	50,000	6
7	-	-	13	7	2.17-460.00-391.00-110-00	Tran In - 1.10 GF Other Req/Non Dept	63	63	63	7
8	-	-	149,614	8	TOTAL RESOURCES		95,858	95,858	95,858	8
9	-	-	-	9	2.17-460.00-490.00-105-00	Sal - Elected	-	-	-	9
10	-	-	49,935	10	2.17-460.00-490.00-110-00	Sal - Regular	52,196	52,196	52,196	10
11	-	-	14,812	11	2.17-460.00-490.00-120-00	Sal - Irregular	-	-	-	11
12	-	-	-	12	2.17-460.00-490.00-130-00	Sal - Overtime	-	-	-	12
13	-	-	15,300	13	2.17-460.00-490.00-213-00	Ben - Health Insurance	15,600	15,600	15,600	13
14	-	-	79	14	2.17-460.00-490.00-214-00	Ben - Life Insurance	79	79	79	14
15	-	-	4,953	15	2.17-460.00-490.00-220-00	Ben - FICA	3,993	3,993	3,993	15
16	-	-	7,806	16	2.17-460.00-490.00-230-00	Ben - PERS - County Portion	8,070	8,070	8,070	16
17	-	-	486	17	2.17-460.00-490.00-250-00	Ben - Unemployment Insurance	391	391	391	17
18	-	-	67	18	2.17-460.00-490.00-260-00	Ben - Worker's Compensation	70	70	70	18
19	-	-	49	19	2.17-460.00-490.00-290-00	Ben - OR W/C Assessment	46	46	46	19
20	-	-	93,487	20	TOTAL PERSONNEL SERVICES		80,445	80,445	80,445	20
21	-	-	436	21	2.17-460.00-490.00-521-00	Gen Liab Ins	475	475	475	21
22	-	-	-	22	2.17-460.00-490.00-581-00	IGS - Assigned Vehicles	5,184	5,184	5,184	22
23	-	-	2,373	23	2.17-460.00-490.00-583-00	Travel - Mileage Allowance	-	-	-	23
24	-	-	10,329	24	2.17-460.00-490.00-610-00	Sup - Non-Capital Equipment	-	-	-	24
25	-	-	20,000	25	2.17-460.00-490.00-615-00	Other Materials & Services	-	-	-	25
26	-	-	2,492	26	2.17-460.00-490.00-820-00	IGS - 2.20 Finance	1,484	1,484	1,484	26
27	-	-	1,611	27	2.17-460.00-490.00-821-00	IGS - 2.20 Payroll/HR	502	502	502	27
28	-	-	1,305	28	2.17-460.00-490.00-822-00	IGS - 2.20 Counsel	963	963	963	28
29	-	-	-	29	2.17-460.00-490.00-824-00	IGS - 2.20 Occupancy	-	-	-	29
30	-	-	2,733	30	2.17-460.00-490.00-826-00	IGS - 2.20 IT/Telecom	1,421	1,421	1,421	30
31	-	-	803	31	2.17-460.00-490.00-828-00	IGS - 2.20 BOC Office	560	560	560	31
32	-	-	1,125	32	2.17-460.00-490.00-830-00	IGS - 2.20 Commissioners	1,218	1,218	1,218	32
33	-	-	43,207	33	TOTAL MATERIALS & SERVICES		11,807	11,807	11,807	33
34	-	-	12,920	34	2.17-460.00-490.00-850-00	Reserve - Vehicle	3,606	3,606	3,606	34
35	-	-	12,920	35	TOTAL RESERVE FOR FUTURE EXPENDITURES		3,606	3,606	3,606	35
36	-	-	149,614	36	TOTAL REQUIREMENTS		95,858	95,858	95,858	36
37	-	-	-	37	ENDING FUND BALANCE		-	-	-	37

L I N E #	HISTORICAL DATA			L I N E #	RESOURCE/REQUIREMENT DESCRIPTION ADOPTED	- 1 1			L I N E #
	Actual		10			Budget For 2021-2022 Year			
	Audited	Unaudited	Adopted			2021-2022	2021-2022	2021-2022	
Second	First	Budget	Proposed	Approved	Adopted				
Preceding	Preceding	This Year	by Budget	by Budget	by Governing				
Year	Year	This Year	Officer	Committee	Body				
06/30/19	06/30/20	06/30/21							
#	#	#	Account Number	Account Description	#				
Tab 19			Tab 19	COMMUNITY DEVELOPMENT FUND - Veterans' Department	Tab 19				
1	-	-	85,671	1 2.17-465.00-334.00-000-00 Grants - St - Veterans	85,671	85,671	85,671	1	
2			-	2 2.17-465.00-380.00-000-00 Misc Revenue			-	2	
4	From Fund 1.10		71,014	4 2.17-465.00-391.12-000-00 Tran In - 1.10 GF Other Req/Non Dept	108,368	108,368	108,368	4	
3	2020-2021 Budget		23,957	3 2.17-465.00-399.03-000-00 Restricted Fund Balance	12,000	12,000	12,000	3	
5	-	-	180,642	5 TOTAL RESOURCES	206,039	206,039	206,039	5	
6	-	-	67,481	6 2.17-465.00-490.00-110-00 Sal - Regular	99,605	99,605	99,605	6	
7	-	-	3,581	7 2.17-465.00-490.00-120-00 Sal-Irregular			-	7	
8	-	-	-	8 2.17-465.00-490.00-130-00 Sal-Overtime			-	8	
9	-	-	450	9 2.17-465.00-490.00-213-10 Ben - HRA VEBA	600	600	600	9	
10	-	-	27,300	10 2.17-465.00-490.00-213-00 Ben - Health Insurance	31,200	31,200	31,200	10	
11	-	-	138	11 2.17-465.00-490.00-214-00 Ben - Life Insurance	129	129	129	11	
12	-	-	6,258	12 2.17-465.00-490.00-220-00 Ben - FICA	7,620	7,620	7,620	12	
13	-	-	12,647	13 2.17-465.00-490.00-230-00 Ben - PERS - County Portion	21,574	21,574	21,574	13	
14	-	-	614	14 2.17-465.00-490.00-250-00 Ben - Unemployment Insurance	747	747	747	14	
15	-	-	89	15 2.17-465.00-490.00-260-00 Ben - Worker's Compensation	109	109	109	15	
16	-	-	84	16 2.17-465.00-490.00-290-00 Ben - OR W/C Assessment	96	96	96	16	
17	-	-	-	17 2.17-465.00-490.00-295-00 IGS - 3.10 Unemp Self Ins Reserve			-	17	
18	-	-	118,642	18 TOTAL PERSONNEL SERVICES	161,680	161,680	161,680	18	

L I N E #	HISTORICAL DATA			L I N E #	RESOURCE/REQUIREMENT DESCRIPTION ADOPTED	1			L I N E #
	Actual		10			Budget For 2021-2022 Year			
	Audited	Unaudited	Adopted			2021-2022	2021-2022	2021-2022	
Second	First	Budget	Proposed	Approved	Adopted				
Preceding	Preceding	This Year	by Budget	by Budget	by Governing				
Year	Year	This Year	Officer	Committee	Body				
06/30/19	06/30/20	06/30/21							
#	#	#	Account Number	Account Description	#				
1	-	-	-	1 2.17-465.00-490.00-310-00	Pro Svcs - Training & Ed	-	-	-	1
2	-	-	400	2 2.17-465.00-490.00-330-00	Pro Svcs - Sign In Kiosk	400	400	400	2
3	-	-	5,660	3 2.17-465.00-490.00-415-00	Util - Telephone	6,300	6,300	6,300	3
4	-	-	750	4 2.17-465.00-490.00-416-00	Util - Cellular Telephone	1,000	1,000	1,000	4
5	-	-	200	5 2.17-465.00-490.00-430-00	Rep & Maint - Equipment	200	200	200	5
6	-	-	655	6 2.17-465.00-490.00-521-00	Gen Liab Ins	655	655	655	6
7	-	-	-	7 2.17-465.00-490.00-522-00	Auto Liab Ins	-	-	-	7
8	-	-	459	8 2.17-465.00-490.00-524-00	Property Insurance	459	459	459	8
9	-	-	2,000	9 2.17-465.00-490.00-542-00	Advertising-Incl Brochures, Ads	2,000	2,000	2,000	9
10	-	-	1,600	10 2.17-465.00-490.00-550-00	Copying & Printing	1,600	1,600	1,600	10
11	-	-	2,000	11 2.17-465.00-490.00-580-00	Travel - Meals & Lodging	2,000	2,000	2,000	11
12	-	-	-	12 2.17-465.00-490.00-581-00	IGS - 2.21 Assigned Vehicles	-	-	-	12
13	-	-	-	13 2.17-465.00-490.00-582-00	IGS - Motor Pool	-	-	-	13
14	-	-	-	14 2.17-465.00-490.00-583-00	Travel-Mileage Allowance	-	-	-	14
15	-	-	-	15 2.17-465.00-490.00-584-00	Transportation	-	-	-	15
16	-	-	12,000	16 2.17-465.00-490.00-588-00	IGS - 1.15 Vehicle Replacement	-	-	-	16
17	-	-	1,500	17 2.17-465.00-490.00-600-00	Sup - Office	1,500	1,500	1,500	17
18	-	-	1,000	18 2.17-465.00-490.00-606-00	Event Food	1,000	1,000	1,000	18
19	-	-	-	19 2.17-465.00-490.00-610-00	Sup - Non-Capital Equipment	-	-	-	19
20	-	-	4,300	20 2.17-465.00-490.00-615-00	Other Materials & Services	5,500	5,500	5,500	20
21	-	-	-	21 2.17-465.00-490.00-640-00	Books & Periodicals	-	-	-	21
22	-	-	430	22 2.17-465.00-490.00-650-00	Dues - Membership	860	860	860	22
23	-	-	2,727	23 2.17-465.00-490.00-820-00	IGS - 2.20 Finance	3,192	3,192	3,192	23
24	-	-	1,354	24 2.17-465.00-490.00-821-00	IGS - 2.20 Payroll/HR	1,080	1,080	1,080	24
25	-	-	2,032	25 2.17-465.00-490.00-822-00	IGS - 2.20 Counsel	2,071	2,071	2,071	25
26	-	-	3,680	26 2.17-465.00-490.00-824-00	IGS - 2.20 Occupancy	7,664	7,664	7,664	26
27	-	-	4,253	27 2.17-465.00-490.00-826-00	IGS - 2.20 IT/Telecom	3,056	3,056	3,056	27
28	-	-	1,249	28 2.17-465.00-490.00-828-00	IGS - 2.20 BOC Office	1,204	1,204	1,204	28
29	-	-	1,751	29 2.17-465.00-490.00-830-00	IGS - 2.20 Commissioners	2,618	2,618	2,618	29
30	-	-	50,000	30	TOTAL MATERIALS & SERVICES	44,359	44,359	44,359	30
31	-	-	12,000	31 2.17-465.00-491.15-000-00	Tran To Road - Vehicle Replacement	-	-	-	31
32	-	-	12,000	32	TOTAL TRANSFERS	-	-	-	32
33	-	-	180,642	33	TOTAL REQUIREMENTS	206,039	206,039	206,039	33
34	-	-	-	34	ENDING FUND BALANCE	-	-	-	34
35	-	-	-	35					35
36	-	-	-	36	TOTAL FUND 2.17	-	-	-	36

L I N E #	HISTORICAL DATA			L I N E #	RESOURCE/REQUIREMENT DESCRIPTION ADOPTED	1			0.75% L
	Actual		10			Budget For 2020-2021 Year			
	Audited Second Preceding Year 06/30/18	Unaudited First Preceding Year 06/30/19	Adopted Budget This Year 06/30/20			2020-2021 Proposed by Budget Officer	2020-2021 Approved by Budget Committee	Adopted by Governing Body	
			Account Number	Account Description					
Tab 12				Tab 12	GENERAL FUND - Veterans' Dept				Tab 12
1	87,258	88,346	48,874	1	1.10-466.37-334.00-000-00	Grants - St - Veterans	-	-	1
2	-	-	44,173	2	1.10-466.37-334.10-000-00	Grants-St-SB1100 E & E	-	-	2
3	-	-	-	3	1.10-466.37-334.20-000-00	Grant St - Veterans Outreach	-	-	3
4	725	-	-	4	1.10-466.37-380.00-000-00	Misc Revenue	-	-	4
5	87,983	88,346	93,047	5		TOTAL RESOURCES	-	-	5
6	39,694	42,850	46,162	6	1.10-466.37-490.00-110-00	Sal - Regular	-	-	6
7	9,881	12,622	13,832	7	1.10-466.37-490.00-120-00	Sal-Irregular	-	-	7
8	447	-	-	8	1.10-466.37-490.00-130-00	Sal-Overtime	-	-	8
9	12,000	13,800	15,300	9	1.10-466.37-490.00-213-00	Ben - Health Insurance	-	-	9
10	79	79	79	10	1.10-466.37-490.00-214-00	Ben - Life Insurance	-	-	10
11	3,628	4,124	4,590	11	1.10-466.37-490.00-220-00	Ben - FICA	-	-	11
12	5,151	5,740	9,275	12	1.10-466.37-490.00-230-00	Ben - PERS - County Portion	-	-	12
13	-	-	-	13	1.10-466.37-490.00-250-00	Ben - Unemployment Insurance	-	-	13
14	73	55	66	14	1.10-466.37-490.00-260-00	Ben - Worker's Compensation	-	-	14
15	72	70	74	15	1.10-466.37-490.00-290-00	Ben - OW/C Assessment	-	-	15
16	396	414	450	16	1.10-466.37-490.00-295-00	IGS - 2.10 Jump Self Ins Reserve	-	-	16
17	71,421	79,753	89,828	17		PERSONNEL SERVICES	-	-	17
18	225	85	-	18	1.10-466.37-490.00-310-00	Pro Svcs - Training & Ed	-	-	18
19	-	-	400	19	1.10-466.37-490.00-330-00	Pro Svcs - Sign In Kiosk	-	-	19
20	-	5,663	5,660	20	1.10-466.37-490.00-415-00	Util - Telephone	-	-	20
21	792	585	750	21	1.10-466.37-490.00-416-00	Util - Cellular Telephone	-	-	21
22	3,435	2,074	200	22	1.10-466.37-490.00-430-00	Rep & Maint - Equipment	-	-	22
23	351	440	1,200	23	1.10-466.37-490.00-521-00	Gen Liab Ins	-	-	23
24	-	-	-	24	1.10-466.37-490.00-522-00	Auto Liab Ins	-	-	24
25	116	556	625	25	1.10-466.37-490.00-524-00	Property Insurance	-	-	25
26	3,320	11,447	2,000	26	1.10-466.37-490.00-542-00	Advertising-Idl Brochures, Ads	-	-	26
27	-	1,554	1,600	27	1.10-466.37-490.00-550-00	Copying & Printing	-	-	27
28	5,422	1,406	2,000	28	1.10-466.37-490.00-580-00	Travel - Meals & Lodging	-	-	28
29	-	-	-	29	1.10-466.37-490.00-581-00	IGS - 2.21 Assigned Vehicles	-	-	29
30	-	684	-	30	1.10-466.37-490.00-582-00	IGS - Motor Pool	-	-	30

L I N E #	HISTORICAL DATA			10 Adopted Budget This Year 06/30/20
	Actual		10	
	Audited	Unaudited		
	Second Preceeding Year 06/30/18	First Preceeding Year 06/30/19	Adopted Budget This Year 06/30/20	
1	1,724	202	-	
2	-	-	-	
3	-	-	12,000	
4	3,841	2,477	1,500	
5	712	857	1,000	
6	15,065	7,373	-	
7	22,366	11,634	10,497	
8	399	-	-	
9	915	163	430	
10	1,252	1,526	1,746	
11	548	618	704	
12	1,285	1,461	1,658	
13	2,288	3,419	4,120	
14	1,305	1,455	2,533	
15	892	1,348	1,003	
16	518	584	1,367	
17	66,769	57,612	52,993	
18	-	-	-	
19	-	-	-	
20	138,191	137,365	142,821	
21	(50,208)	(49,019)	(49,774)	

L I N E #	RESOURCE/REQUIREMENT DESCRIPTION ADOPTED	1			1 0.75% L
		Budget For 2020-2021 Year			
		2020-2021 Proposed by Budget Officer	2020-2021 Approved by Budget Committee	Adopted by Governing Body	
		Account Number	Account Description		
1	1.10-466.37-490.00-583-00	Travel-Mileage Allowance	-	-	1
2	1.10-466.37-490.00-584-00	Transportation	-	-	2
3	1.10-466.37-490.00-588-00	IGS - 2.22 Vehicle Replacement	-	-	3
4	1.10-466.37-490.00-600-00	Sup - Office	-	-	4
5	1.10-466.37-490.00-606-00	Event Food	-	-	5
6	1.10-466.37-490.00-610-00	Sup - Non-Capital Equipment	-	-	6
7	1.10-466.37-490.00-615-00	Other M&S-Fair/Recognition	-	-	7
8	1.10-466.37-490.00-640-00	Books & Periodicals	-	-	8
9	1.10-466.37-490.00-650-00	Dues - Membership	-	-	9
10	1.10-466.37-490.00-820-00	IGS - 2.20 Finance	-	-	10
11	1.10-466.37-490.00-821-00	IGS - 2.20 Payroll/HR	-	-	11
12	1.10-466.37-490.00-822-00	IGS - 2.20 Counsel	-	-	12
13	1.10-466.37-490.00-824-00	IGS - 2.20 OCCUPANCY	-	-	13
14	1.10-466.37-490.00-826-00	IGS - 2.20 IT/TELECOM	-	-	14
15	1.10-466.37-490.00-828-00	IGS - 2.20 BOC OFFICE	-	-	15
16	1.10-466.37-490.00-830-00	IGS - 2.20 COMMISSIONERS	-	-	16
17		TOTAL MATERIALS & SERVICES	-	-	17
18		Transfer to Road Dept	-	-	18
19		TOTAL TRANSFERS	-	-	19
20		TOTAL REQUIREMENTS	-	-	20
21		CONTRIBUTION TO/(FROM) FUND	-	-	21

REFERENCED ONLY

L I N E #	HISTORICAL DATA			L I N E #	RESOURCE/REQUIREMENT DESCRIPTION ADOPTED	- 1 1			L I N E #
	Actual		10			Budget For 2021-2022 Year			
	Audited	Unaudited	Adopted Budget This Year			2021-2022 Proposed by Budget Officer	2021-2022 Approved by Budget Committee	2021-2022 Adopted by Governing Body	
	Second Preceding Year 06/30/19	First Preceding Year 06/30/20	06/30/21	Account Number	Account Description				

Fund Summary

261,006	245,034	247,731		1. Total PERSONNEL Services.....	1,574,807	1,574,807	1,574,807
77,355	69,950	76,885		2. Total Materials and Services.....	667,506	667,506	667,506
-	-	-		3. Total Capital Outlay.....	136,343	136,343	136,343
-	-	-		4. Total Debt Service.....	-	-	-
-	-	-		5. Total Transfers.....	31,000	31,000	31,000
-	-	-		6. Total Contingencies.....	366,774	366,774	366,774
-	-	-		8. Total Unappropriated	3,606	3,606	3,606
338,360	314,983	324,616		9. Total Requirements (add lines 1 - 8).....	2,780,036	2,780,036	2,780,036
338,393	329,060	324,616		10. Total Resources Except Property Taxes.....	2,780,036	2,780,036	2,780,036
32	14,076	-			-	-	-

THE COUNTY HAS RETURNED PUBLIC HEALTH BACK TO THE STATE

PUBLIC HEALTH & HUMAN SERVICES

The Public Health & Human Services Fund provides for mandatory physical and mental health services. The majority of the funding for the programs comes from the state. The Public Health Administrator, an appointed position, is responsible for managing the fund. The fund has five departments:

- Administration
- Environmental
- Family services
- Emergency Preparedness
- Mental Health

<u>Position</u>	<u>Range</u>	<u>FTE</u>
Director of County Operations		
Public Health Administrator	U	1.00
Environmental Health Coordinator		
Code Enforcement Officer		
Deputy Code Enforcement Officer		
Environmental Health Specialist		
WIC Coordinator		
WIC Administrative Assistant		
PHEP Coordinator		

L I N E #	HISTORICAL DATA			L I N E #	RESOURCE/REQUIREMENT DESCRIPTION ADOPTED	Budget For 2021-2022 Year			L I N E #		
	Actual		10 Adopted Budget This Year			Account Number	Account Description	2021-2022 Proposed by Budget Officer		2021-2022 Approved by Budget Committee	2021-2022 Adopted by Governing Body
	Second Preceeding Year 06/30/19	First Preceeding Year 06/30/20									
Tab 20			Tab 20	PUBLIC HEALTH / HUMAN SERVICES FUND - Administration Department					Tab 20		
1		34,513	1	2.19-510.00-334.24-000-00	OHA PE44-01 SBHC Base	-	-	-	1		
2		-	2	2.19-510.00-334.25-000-00	OHA PE44-02 SBHC Mental	-	-	-	2		
3	New Program in 2020-21	7,500	3	2.19-510.00-334.26-000-00	OHA PE13-01 Juvenile Tobacco Cessation	-	-	-	3		
4		61,250	4	2.19-510.00-334.27-000-00	OHA PE36 Juvenile Alcohol Education	-	-	-	4		
5		-	5	2.19-510.00-334.28-000-00	OHA PE36 Juvenile Alcohol Education Fed CFDA93.959	-	-	-	5		
6		8,598	6	2.19-510.00-334.29-000-00	OHA PE43 PHP Immunizations CFDA93.778	-	-	-	6		
7		-	7	2.19-510.00-334.30-000-00	OHA PE01-01 State Public Health Support	-	-	-	7		
8		10,000	8	2.19-510.00-334.31-000-00	OHA PE51-01 LPHA Public Health Authority	-	-	-	8		
9		57,176	9	2.19-510.00-391.12-000-00	Tran In - 1.10 GF Other Req/Non dept	127,920	127,920	127,920	9		
10		-	10	2.19-510.00-399.02-000-00	Committed Fund Balance	250,000	250,000	250,000	10		
11		179,037	11		TOTAL RESOURCES	377,920	377,920	377,920	11		
12		35,502	12	2.19-510.00-490.00-110-00	Sal - Regular	77004	77,004	77,004	12		
13		-	13	2.19-510.00-490.00-120-00	Sal - Irregular	-	-	-	13		
14		7,800	14	2.19-510.00-490.00-213-00	Ben - Health Insurance	15600	15,600	15,600	14		
15		39	15	2.19-510.00-490.00-214-00	Ben - Life Insurance	79	79	79	15		
16		2,716	16	2.19-510.00-490.00-220-00	Ben - FICA	5891	5,891	5,891	16		
17		5,489	17	2.19-510.00-490.00-230-00	Ben - PERS - County Portion	16679	16,679	16,679	17		
18		266	18	2.19-510.00-490.00-250-00	Ben - Unemployment Insurance	578	578	578	18		
19		306	19	2.19-510.00-490.00-260-00	Ben - Worker's Compensation	663	663	663	19		
20		23	20	2.19-510.00-490.00-290-00	Ben - OR W/C Assessment	46	46	46	20		
21		52,141	21		TOTAL Personnel SERVICES	116,540	116,540	116,540	21		
1		496	1	2.19-510.00-490.00-521-00	Ins - Liability - General	-	-	-	1		
2		31,000	2	2.19-510.00-490.00-330-00	Pro Svcs - General	-	-	-	2		
3		12,000	3	2.19-510.00-490.00-330-51	Pro Svcs - Medical Providers	-	-	-	3		
4		1,500	4	2.19-510.00-490.00-580-00	Travel - Meals & Lodging	-	-	-	4		
5		2,000	5	2.19-510.00-490.00-582-00	IGS - 1.15 Motor Pool	-	-	-	5		
6		500	6	2.19-510.00-490.00-583-00	Mileage Allowance	-	-	-	6		
7		500	7	2.19-510.00-490.00-600-00	Sup - Office	-	-	-	7		
8		-	8	2.19-510.00-490.00-330-00	Pro Svc (Possible Return to State)	250,000	250,000	250,000	8		
9		61,800	9	2.19-510.00-490.00-814-00	IGS - 1.10 Juvenile	-	-	-	9		
10		2,076	10	2.19-510.00-490.00-820-00	IGS - 2.20 Finance	2,009	2,009	2,009	10		
11		1,031	11	2.19-510.00-490.00-821-00	IGS - 2.20 Payroll/HR	680	680	680	11		
12		1,547	12	2.19-510.00-490.00-822-00	IGS - 2.20 Counsel	1,303	1,303	1,303	12		
13		1,761	13	2.19-510.00-490.00-824-00	IGS - 2.20 Occupancy	3,058	3,058	3,058	13		
14		3,238	14	2.19-510.00-490.00-826-00	IGS - 2.20 Info Tech	1,924	1,924	1,924	14		
15		951	15	2.19-510.00-490.00-828-00	IGS - 2.20 BOC Office	758	758	758	15		
16		1,333	16	2.19-510.00-490.00-830-00	IGS - 2.20 Commissioners	1,648	1,648	1,648	16		
17		5,163	17	2.19-510.00-490.00-820-01	IGS - 2.20 Grant Admin Finance	-	-	-	17		
18		126,896	18		TOTAL MATERIALS & SERVICES	261,380	261,380	261,380	18		
19		-	19	2.19-510.00-491.08-000-00	Tran To - 1.10 Juvenile	-	-	-	19		
20		-	20		TOTAL TRANSFERS	-	-	-	20		
21		179,037	21		TOTAL REQUIREMENTS	377,920	377,920	377,920	21		
22		-	22		ENDING FUND BALANCE	-	-	-	22		

L I N E #	HISTORICAL DATA			L I N E #	RESOURCE/REQUIREMENT DESCRIPTION ADOPTED	1 Budget For 2021-2022 Year			1 L I N E #		
	Actual		10 Adopted Budget This Year			Account Number	Account Description	2021-2022 Proposed by Budget Officer		2021-2022 Approved by Budget Committee	2021-2022 Adopted by Governing Body
	Second Preceeding Year 06/30/19	First Preceeding Year 06/30/20									
Tab 20			Tab 20	PUBLIC HEALTH / HUMAN SERVICES FUND - Environmental Department					Tab 20		
1		150	1	2.19-520.00-334.00-000-00	Vital Statistic Fees	-	-	-	1		
2	New Program FY2020-21	-	2	2.19-520.00-345.00-000-00	Special Projects Special Revenue	-	-	-	2		
3		210,000	3	2.19-520.00-345.20-000-00	Fees - Environmental Health	-	-	-	3		
4		22,441	4	2.19-520.00-334.12-000-00	Safe Drinking Water PE50 CFDA 66.468	-	-	-	4		
5		-	5	2.19-520.00-334.13-000-00	Safe Drinking Water PE50 CFDA 66.432	-	-	-	5		
6		-	6	2.19-520.00-334.14-000-00	Safe Drinking Water PE50 State	-	-	-	6		
7		-	7	2.19-520.00-380.00-000-00	Misc Revenue - Env Health	-	-	-	7		
8		7,297	8	2.19-520.00-391.12-000-00	Tran In - 1.10 Gen Fund Other Req/Non Dept	-	-	-	8		
9		-	9	2.19-520.00-399.02-000-00	Committed Fund Balance	32,000	32,000	32,000	9		
10		239,888	10		TOTAL RESOURCES	32,000	32,000	32,000	10		
11		125,730	11	2.19-520.00-490.00-110-00	Sal - Regular	-	-	-	11		
12		-	12	2.19-520.00-490.00-120-00	Sal - Irregular	-	-	-	12		
13		38,220	13	2.19-520.00-490.00-213-00	Ben - Health Insurance	-	-	-	13		
14		188	14	2.19-520.00-490.00-214-00	Ben - Life Insurance	-	-	-	14		
15		9,618	15	2.19-520.00-490.00-220-00	Ben - FICA	-	-	-	15		
16		19,438	16	2.19-520.00-490.00-230-00	Ben - PERS - County Portion	-	-	-	16		
17		943	17	2.19-520.00-490.00-250-00	Ben - Unemployment Insurance	-	-	-	17		
18		1,083	18	2.19-520.00-490.00-260-00	Ben - Worker's Compensation	-	-	-	18		
19		113	19	2.19-520.00-490.00-290-00	Ben - OR W/C Assessment	-	-	-	19		
20		195,333	20		TOTAL Personnel SERVICES	-	-	-	20		

L I N E #	HISTORICAL DATA			L I N E #	RESOURCE/REQUIREMENT DESCRIPTION ADOPTED	1 Budget For 2021-2022 Year			1 L I N E #	
	Actual		10 Adopted Budget This Year			2021-2022 Proposed by Budget Officer	2021-2022 Approved by Budget Committee	2021-2022 Adopted by Governing Body		
	Second Preceeding Year 06/30/19	First Preceeding Year 06/30/20								
					Account Number	Account Description				
1			5,000	1	2.19-520.00-490.00-330-00	Pro Services - Environmental Health	-	-	1	
2			1,053	2	2.19-520.00-490.00-521-00	Ins - Liability - Gen	-	-	2	
3			92	3	2.19-520.00-490.00-524-00	Ins - Property	-	-	3	
4			600	4	2.19-520.00-490.00-550-00	Copying & Printing	-	-	4	
5				5	2.19-520.00-490.00-582-00	IGS - 1.15 Motor Pool	-	-	5	
6			200	6	2.19-520.00-490.00-582-00	IGS - 2.20 Motor Pool	-	-	6	
7			600	7	2.19-520.00-490.00-595-00	Postage	-	-	7	
8			1,000	8	2.19-520.00-490.00-600-00	Sup - Office	-	-	8	
9			-	9	2.19-520.00-490.00-602-00	Sup - Uniforms	-	-	9	
10			500	10	2.19-520.00-490.00-610-00	Sup - Non-Capital Furniture	-	-	10	
11			100	11	2.19-520.00-490.00-615-00	Other Materials & Services	-	-	11	
12			3,000	12	2.19-520.00-490.00-583-00	Mileage Allowance	-	-	12	
13			8,153	13	2.19-520.00-490.00-810-00	DHS Admin Fees Environmental Services	-	-	13	
14				14	2.19-520.00-490.00-330-00	Pro Svc (Possible Return to State)	32,000	32,000	32,000	14
15			4,378	15	2.19-520.00-490.00-820-00	IGS - 2.20 Finance	-	-	-	15
16			2,174	16	2.19-520.00-490.00-821-00	IGS - 2.20 Payroll/HR	-	-	-	16
17			3,261	17	2.19-520.00-490.00-822-00	IGS - 2.20 Counsel	-	-	-	17
18			1,678	18	2.19-520.00-490.00-824-00	IGS - 2.20 Occupancy	-	-	-	18
19			6,827	19	2.19-520.00-490.00-826-00	IGS - 2.20 Info Tech	-	-	-	19
20			2,006	20	2.19-520.00-490.00-828-00	IGS - 2.20 BOC Office	-	-	-	20
21			2,811	21	2.19-520.00-490.00-830-00	IGS - 2.20 Commissioners	-	-	-	21
22			1,122	22	2.19-520.00-490.00-820-01	IGS - 2.20 Grant Admin Finance	-	-	-	22
23			44,555	23		TOTAL MATERIALS & SERVICES	32,000	32,000	32,000	23
24			239,888	24		TOTAL REQUIREMENTS	32,000	32,000	32,000	24
25			-	25		Dept Total	-	-	-	25

L I N E #	HISTORICAL DATA			L I N E #	RESOURCE/REQUIREMENT DESCRIPTION ADOPTED	Budget For 2020-2021 Year			L I N E #
	Actual		10 Adopted Budget This Year			2020-2021 Proposed by Budget Officer	2020-2021 Approved by Budget Committee	Adopted by Governing Body	
	Second Preceeding Year	First Preceeding Year							
06/30/18	06/30/19	06/30/20	Account Number	Account Description					
Tab 22				Tab 22	PUBLIC HEALTH / HUMAN SERVICES - Environmental				Tab 22
1	11,375	28,700	25,000	1	2.19-441.31-334.00-000-00	Vital Statistic Fees			1
2	153,590	-	-	2	2.19-441.31-345.00-000-00	Special Projects Special Revenue			2
3	20,538	202,019	210,000	3	2.19-441.31-345.20-000-00	Fees - Environmental Health			3
4		20	-	4	2.19-441.31-380.00-000-00	Misc Revenue - Env Health			4
5		109,197	50,384	5	2.19-441.31-399.02-000-00	Committed Fund Balance			5
6	185,503	339,936	285,384	6		TOTAL RESOURCES			6
7	16,598	53,021	58,157	7	2.19-441.31-490.00-110-00	Sal - Regular			7
8	18,714	18,753	18,751	8	2.19-441.31-490.00-120-00	Sal - Irregular			8
9	5,000	13,800	19,125	9	2.19-441.31-490.00-213-00	Ben - Health Insurance			9
10	26	79	98	10	2.19-441.31-490.00-214-00	Ben - Life Insurance			10
11	2,540	5,322	5,883	11	2.19-441.31-490.00-220-00	Ben - FICA			11
12	-	4,206	8,991	12	2.19-441.31-490.00-230-00	Ben - PERS - County Portion			12
13	-	-	-	13	2.19-441.31-490.00-250-00	Ben - Unemployment Insurance			13
14	33	103	141	14	2.19-441.31-490.00-260-00	Ben - Worker's Compensation			14
15	35	70	76	15	2.19-441.31-490.00-290-00	Ben - OR W/C Assessment			15
16	140	554	577	16	2.19-441.31-490.00-295-00	IGS - 3.10 Unempl Self Ins Reserve			16
17	43,086	95,908	111,799	17		TOTAL Personnel SERVICES			17
18	103,034	111,752	140,000	18	2.19-441.31-490.00-330-00	Pro Services - Environmental Health			18
19	579	1,841	2,410	19	2.19-441.31-490.00-521-00	Ins - Liability - Gen			19
20	33	79	80	20	2.19-441.31-490.00-524-00	Ins - Property			20
21	248	671	600	21	2.19-441.31-490.00-550-00	Copying & Printing			21
22	-	433	200	22	2.19-441.31-490.00-582-00	IGS - 2.20 Motor Pool			22
23	93	326	600	23	2.19-441.31-490.00-595-00	Postage			23
24	393	887	1,000	24	2.19-441.31-490.00-600-00	Sup - Office			24
25	-	-	-	25	2.19-441.31-490.00-602-00	Sup - Uniforms			25
26	2,630	526	500	26	2.19-441.31-490.00-610-00	Sup - Non-Capital Furniture			26
27	31	101	100	27	2.19-441.31-490.00-615-00	Other Materials & Services			27
28	-	-	-	28	2.19-441.31-490.00-580-00	Mileage Allowance			28
29	7,243	7,194	8,153	29	2.19-441.31-490.00-810-00	DHS Admin Fees Environmental Services			29
30	-	1,703	3,488	30	2.19-441.31-490.00-820-00	IGS - 2.20 Finance			30
31	-	688	1,406	31	2.19-441.31-490.00-821-00	IGS - 2.20 Payroll/HR			31
32	-	1,632	3,313	32	2.19-441.31-490.00-822-00	IGS - 2.20 Counsel			32
33	-	1,917	1,941	33	2.19-441.31-490.00-824-00	IGS - 2.20 Occupancy			33
34	-	1,702	5,060	34	2.19-441.31-490.00-826-00	IGS - 2.20 Info Tech			34
35	-	1,504	2,003	35	2.19-441.31-490.00-828-00	IGS - 2.20 BOC Office			35
36	-	652	2,731	36	2.19-441.31-490.00-830-00	IGS - 2.20 Commissioners			36
37	114,283	133,607	173,585	37		TOTAL MATERIALS & SERVICES			37
38	157,369	229,515	285,384	38		TOTAL REQUIREMENTS			38
39	28,135	110,421	-	39		Dept Total			39

See New Dept 520.00 FY2020-21

L	HISTORICAL DATA			L	RESOURCE/REQUIREMENT DESCRIPTION ADOPTED	1			L
	Actual		10			Budget For 2021-2022 Year			
	Audited					2021-2022 Proposed by Budget Officer	2021-2022 Approved by Budget Committee	2021-2022 Adopted by Governing Body	
I	Second Preceeding Year	First Preceeding Year	Adopted Budget This Year	I	Account Number				Account Description
N	06/30/19	06/30/20	06/30/21	N	#		#		
E				E					
#				#					
Tab 20				Tab 20	PUBLIC HEALTH / HUMAN SERVICES FUND - Family Services Department			Tab 20	
1			86,858	1	2.19-530.00-334.15-000-00	OHA PE40-02 WIC CFDA10.557	-	-	1
2	New Program in 2020-21		471	2	2.19-530.00-334.16-000-00	OHA PE40-05 Farmers' Market	-	-	2
3			1,929	3	2.19-530.00-334.17-000-00	OHA PE42-03 MCAH Perinatal CFDA93-778	-	-	3
4			3,619	4	2.19-530.00-334.18-000-00	OHA PE42-06 MCAH General CFDA93.778	-	-	4
5			2,664	5	2.19-530.00-334.19-000-00	OHA PE42.08 MCAH Title V CFDA93.994	-	-	5
6			14,085	6	2.19-530.00-334.20-000-00	OHA PE42-00 MCAH	-	-	6
7			14,610	7	2.19-530.00-334.21-000-00	OHA PE46-03 RH Particip and Access - State	-	-	7
8			571	8	2.19-530.00-334.22-000-00	OHA PE46-03 RH Particip and Access - Federal	-	-	8
9			54,896	9	2.19-530.00-391.12-000-00	Tran In - 1.10 GF Other Req/Non Dept	-	-	9
10				10		Committed Fund Balance	-	-	10
11			179,703	11		TOTAL RESOURCES	-	-	11
12			92,193	12	2.19-530.00-490.00-110-00	Sal - Regular	-	-	12
13			-	13	2.19-530.00-490.00-120-00	Sal - Irregular	-	-	13
14			31,200	14	2.19-530.00-490.00-213-00	Ben - Health Insurance	-	-	14
15			129	15	2.19-530.00-490.00-214-00	Ben - Life Insurance	-	-	15
16			7,053	16	2.19-530.00-490.00-220-00	Ben - FICA	-	-	16
17			14,253	17	2.19-530.00-490.00-230-00	Ben - PERS - County Portion	-	-	17
18			691	18	2.19-530.00-490.00-250-00	Ben - Unemployment Insurance	-	-	18
19			160	19	2.19-530.00-490.00-260-00	Ben - Worker's Compensation	-	-	19
20			96	20	2.19-530.00-490.00-290-00	Ben - OR W/C Assessment	-	-	20
21			145,775	21		TOTAL Personnel SERVICES	-	-	21
22			745	22	2.19-530.00-490.00-521-00	Ins - Liability - Gen	-	-	22
23			500	23	2.19-530.00-490.00-580-00	Travel - Meals & Lodging	-	-	23
24			2,000	24	2.19-530.00-490.00-582-00	IGS - 1.15 Motor Pool	-	-	24
25			1,500	25	2.19-530.00-490.00-583-00	Mileage Allowance	-	-	25
26			5,500	26	2.19-530.00-490.00-600-00	Sup - Office	-	-	26
27			3,116	27	2.19-530.00-490.00-820-00	IGS - 2.20 Finance	-	-	27
28			1,547	28	2.19-530.00-490.00-821-00	IGS - 2.20 Payroll/HR	-	-	28
29			2,321	29	2.19-530.00-490.00-822-00	IGS - 2.20 Counsel	-	-	29
30			2,421	30	2.19-530.00-490.00-824-00	IGS - 2.20 Occupancy	-	-	30
31			4,859	31	2.19-530.00-490.00-826-00	IGS - 2.20 Info Tech	-	-	31
32			1,428	32	2.19-530.00-490.00-828-00	IGS - 2.20 BOC Office	-	-	32
33			2,001	33	2.19-530.00-490.00-830-00	IGS - 2.20 Commissioners	-	-	33
34			5,990	34	2.19-530.00-490.00-820-01	IGS - 2.20 Grant Admin Finance	-	-	34
35			33,928	35		TOTAL MATERIALS & SERVICES	-	-	35
36			179,703	36		TOTAL REQUIREMENTS	-	-	36
37			-	37		ENDING FUND BALANCE	-	-	37

L I N E #	HISTORICAL DATA			L I N E #	RESOURCE/REQUIREMENT DESCRIPTION ADOPTED	1 Budget For 2021-2022 Year			1 L I N E #
	Actual		10 Adopted Budget This Year			2021-2022 Proposed by Budget Officer	2021-2022 Approved by Budget Committee	2021-2022 Adopted by Governing Body	
	Second Preceding Year 06/30/19	First Preceding Year 06/30/20							
Tab 20			Tab 20		PUBLIC HEALTH / HUMAN SERVICES FUND - Emergency Preparedness Department				Tab 20
1		72,657	1	2.19-540.00-334.23-000-00	OHA PE12 PHEP CFDA93.069				1
2	New Program in 2020-21	22,745	2	2.19-540.00-391.12-000-00	Tran In - 1.10 GF Other Req/Non Dept				2
3		-	3	2.19-540.00-399.02-000-00	Committed Fund Balance	34,000	34,000	34,000	3
4		95,402	4		TOTAL RESOURCES	34,000	34,000	34,000	4
5		53,532	5	2.19-540.00-490.00-110-00	Sal - Regular				5
6		-	6	2.19-540.00-490.00-120-00	Sal - Irregular				6
7		7,800	7	2.19-540.00-490.00-213-00	Ben - Health Insurance				7
8		118	8	2.19-540.00-490.00-214-00	Ben - Life Insurance				8
9		4,095	9	2.19-540.00-490.00-220-00	Ben - FICA				9
10		8,276	10	2.19-540.00-490.00-230-00	Ben - PERS - County Portion				10
11		401	11	2.19-540.00-490.00-250-00	Ben - Unemployment Insurance				11
12		461	12	2.19-540.00-490.00-260-00	Ben - Worker's Compensation				12
13		41	13	2.19-540.00-490.00-290-00	Ben - OR W/C Assessment				13
14		74,724	14		TOTAL Personnel SERVICES				14
15		273	15	2.19-540.00-490.00-521-00	Ins - Liability - Gen				15
16		1,000	16	2.19-540.00-490.00-330-00	Pro Svcs - General				16
17		2,000	17	2.19-540.00-490.00-580-00	Travel - Meals & Lodging				17
18		2,000	18	2.19-540.00-490.00-582-00	IGS - 1.15 Motor Pool				18
19		500	19	2.19-540.00-490.00-583-00	Mileage Allowance				19
20		2,000	20	2.19-540.00-490.00-600-00	Sup - Office				20
21			21	2.19-540.00-490.00-330-00	Pro Svc (Possible Return to State)	34,000	34,000	34,000	21
22		1,694	22	2.19-540.00-490.00-820-00	IGS - 2.20 Finance				22
23		841	23	2.19-540.00-490.00-821-00	IGS - 2.20 Payroll/HR				23
24		1,262	24	2.19-540.00-490.00-822-00	IGS - 2.20 Counsel				24
25		970	25	2.19-540.00-490.00-824-00	IGS - 2.20 Occupancy				25
26		2,641	26	2.19-540.00-490.00-826-00	IGS - 2.20 Info Tech				26
27		776	27	2.19-540.00-490.00-828-00	IGS - 2.20 BOC Office				27
28		1,088	28	2.19-540.00-490.00-830-00	IGS - 2.20 Commissioners				28
29		3,633	29	2.19-540.00-490.00-820-01	IGS - 2.20 Grant Admin Finance				29
30		20,678	30		TOTAL MATERIALS & SERVICES	34,000	34,000	34,000	30
31		-	31	2.19-540.00-490.00-496-00	Operating Contingency				31
32		-	32		Total Contingency				32
33		95,402	33		TOTAL REQUIREMENTS	34,000	34,000	34,000	33
34		-	34		ENDING FUND BALANCE	-	-	-	34

L I N E #	HISTORICAL DATA			L I N E #	RESOURCE/REQUIREMENT DESCRIPTION ADOPTED	1 Budget For 2021-2022 Year			1 L I N E #
	Actual		10 Adopted Budget This Year			2021-2022 Proposed by Budget Officer	2021-2022 Approved by Budget Committee	2021-2022 Adopted by Governing Body	
	Second Preceding Year 06/30/19	First Preceding Year 06/30/20							
Tab 20				Tab 20	PUBLIC HEALTH / HUMAN SERVICES FUND - Mental Health Department (CCH)				Tab 20
1			-	1	2.19-550.00-331.09-000-00	OHA - MH A&D, One Time	-	-	1
2			575,000	2	2.19-550.00-334.10-000-00	Grants - St -PH CCH Pass Through	-	-	2
3	New Program FY2020-21		-	3	2.19-550.00-334.10-000-10	Cacoon/Babies First! #4 Match from CCH	-	-	3
4			30,000	4	2.19-550.00-334.16-000-00	ST- 40% Mental Health Tax	-	-	4
5			-	5	2.19-550.00-335.18-000-50	Other - MAC Claiming From State	-	-	5
6			75,000	6	2.19-550.00-335.18-000-51	MAC Claiming Match from CCH	-	-	6
7			75,000	7	2.19-550.00-335.18-000-52	MAC Claiming from DHS	-	-	7
8			-	8	2.19-550.00-390.00-000-50	DHS MMIS Reimb Cacoon/Babies 1st	-	-	8
9			-	9	2.19-550.00-390.50-000-00	Reimbursement - Misc	-	-	9
10			-	10	2.19-550.00-390.50-000-50	DHS MMIS Reimb Cacoon/Babies 1st	-	-	10
11			-	11	2.19-550.00-399.02-000-00	Committed Fund Balance	-	-	11
12			755,000	12		TOTAL RESOURCES	-	-	12
13			75,000	13	2.19-550.00-490.00-330-00	MAC Claiming Match to DHS	-	-	13
14			75,000	14	2.19-550.00-490.00-330-02	MAC Claiming Match to CCH	-	-	14
15			-	15	2.19-550.00-490.00-330-11	MMIS-Reimburse Cacoon/Babies 1st to CCH	-	-	15
16			-	16	2.19-550.00-490.00-330-13	Cacoon/Babies First! #4 Match to DHS	-	-	16
17			30,000	17	2.19-550.00-490.00-330-17	Pro Svcs - Mental Health to CCH	-	-	17
18			-	18	2.19-550.00-490.00-330-22	Pro Svcs - MAC Claiming To CCH	-	-	18
19			-	19	2.19-550.00-490.00-330-44	Pro Svcs - MH A&D, One Time	-	-	19
20			575,000	20	2.19-550.00-490.00-335-00	Pro Svcs - CCH (Curry Community Health)	-	-	20
21			755,000	21		TOTAL MATERIALS & SERVICES	-	-	21
22			755,000	22		TOTAL REQUIREMENTS	-	-	22
23				23		ENDING FUND BALANCE	-	-	23

L I N E #	HISTORICAL DATA			L I N E #	RESOURCE/REQUIREMENT DESCRIPTION ADOPTED	1 1 1			L I N E #
	Actual		10			Budget For 2020-2021 Year			
	Audited		Adopted						
Second Preceding Year 06/30/18	First Preceding Year 06/30/19	Budget This Year 06/30/20	I N E #	Account Number	Account Description	2020-2021 Proposed by Budget Officer	2020-2021 Approved by Budget Committee	Adopted by Governing Body	I N E #
Tab 22				Tab 22	PUBLIC HEALTH / HUMAN SERVICES (CCH)				Tab 22
1	-	56,157	-	1	2.19-441.50-331.09-000-00	OHA - MH A&D, One Time			1
2	180,072	469,005	575,000	2	2.19-441.50-334.10-000-00	Grants - St -PH CCH Pass Through			2
3	-	-	-	3	2.19-441.50-334.10-000-10	Cacoon/Babies First! #4 Match from CCH			3
4	19,969	20,636	30,000	4	2.19-441.50-334.16-000-00	ST- 40% Mental Health Tax		See New Dept 550.00 FY2020-21	4
5	-	94,788	-	5	2.19-441.50-335.18-000-50	Other - MAC Claiming From State			5
6	37,639	64,051	75,000	6	2.19-441.50-335.18-000-51	MAC Claiming Match from CCH			6
7	-	-	75,000	7	2.19-441.50-335.18-000-52	MAC Claiming Match from DHS			7
8	-	-	-	8	2.19-441.50-390.00-000-50	DHS MMIS Reimb Cacoon/Babies 1st			8
9	110	-	-	9	2.19-441.50-390.50-000-00	Reimbursement - Misc			9
10	-	-	-	10	2.19-441.50-390.50-000-50	DHS MMIS Reimb Cacoon/Babies 1st			10
11	-	-	-	11	2.19-441.50-399.02-000-00	Committed Fund Balance			11
12	237,790	704,636	755,000	12	TOTAL RESOURCES				12
13	37,639	64,051	75,000	13	2.19-441.50-490.00-330-00	MAC Claiming Match to DHS			13
14	-	-	75,000	14	2.19-441.50-490.00-330-02	MAC Claiming Match to CCH			14
15	-	-	-	15	2.19-441.50-490.00-330-11	MMIS-Reimburse Cacoon/Babies 1st to CCH			15
16	-	-	-	16	2.19-441.50-490.00-330-13	Cacoon/Babies First! #4 Match to DHS			16
17	19,969	20,636	30,000	17	2.19-441.50-490.00-330-17	Pro Svcs - Mental Health to CCH			17
18	-	94,788	-	18	2.19-441.50-490.00-330-22	Pro Svcs - MAC Claiming To CCH			18
19	-	56,157	-	19	2.19-441.50-490.00-330-44	Pro Svcs - MH A&D, One Time			19
20	180,182	469,005	575,000	20	2.19-441.50-490.00-335-00	Pro Svcs - CCH (Curry Community Health)			20
21	237,790	704,636	755,000	21		TOTAL MATERIALS & SERVICES			21
22	237,790	704,636	755,000	22		TOTAL REQUIREMENTS			22
23	-	-	-	23		ENDING FUND BALANCE			23

REFERENCE ONLY

L I N E #	HISTORICAL DATA			L I N E #	RESOURCE/REQUIREMENT DESCRIPTION ADOPTED	Budget For 2021-2022 Year			L I N E #		
	Actual		10 Adopted Budget This Year			Account Number	Account Description	2021-2022 Proposed by Budget Officer		2021-2022 Approved by Budget Committee	2021-2022 Adopted by Governing Body
	Second Preceding Year 06/30/19	First Preceding Year 06/30/20									
	28,135	110,421	-		TOTAL FUND 2.19 ENDING FUND BALANCE						

Fund Summary

43,086	95,908	111,799	1. Total Personnel Services.....	116,540	116,540	116,540
352,073	838,243	928,585	2. Total Materials and Services.....	327,380	327,380	327,380
-	-	-	3. Total Capital Outlay.....	-	-	-
-	-	-	5. Total Transfers.....	-	-	-
-	-	-	9. Total Requirements (add lines 1 - 8).....	443,920	443,920	443,920
395,159	934,151	1,040,384	10. Total Resources Except Property Taxes.....	443,920	443,920	443,920
423,293	1,044,572	1,040,384		-	-	-
28,134	110,421	-				

FEDERAL GRANTS

The county relies on grant monies to provide some of their services. The fund was created to make grant management easier, versus having the grants incorporated into the department budgets.

<u>Position</u>	Salary	<u>Range</u>	<u>FTE</u>
Victim Advocate Assistant Program Director		E	0.70
Victim Advocate			Irreg
			.70 Total

L I N E #	HISTORICAL DATA			L I N E #	RESOURCE/REQUIREMENT DESCRIPTION ADOPTED	- 1 1			L I N E #	
	Actual		10			Budget For 2021-2022 Year				
	Audited	Unaudited				2021-2022 Proposed by Budget Officer	2021-2022 Approved by Budget Committee	2021-2022 Adopted by Governing Body		
Second Preceeding Year 06/30/19	First Preceeding Year 06/30/20	Adopted Budget This Year 06/30/21	Account Number		Account Description					
Tab 21	Tab 29			FED GRANT #17 - VOCA Portion 2020 (Oct 2021-Sep 2022)						Tab 29
1	-	-	1	2.50-412.35-331.00-000-16	Gr-Fed-VOCA 16.575				1	
1	-	-	87,520	1	2.50-412.35-331.00-000-17	Gr-Fed-VOCA 16.575	105,026	105,026	105,026	1
2	-	-	-	2	2.50-412.35-399.03-000-16	Restricted Fund Balance Grant 16			-	2
3	-	-	87,520	3	TOTAL RESOURCES		105,026	105,026	105,026	3
4	-	-	39,218	4	2.50-412.35-490.00-110-17	Sal - Regular	34,292	34,292	34,292	4
5	-	-	13,553	5	2.50-412.35-490.00-120-17	Sal - Irregular	2,108	2,108	2,108	5
6	-	-	-	6	2.50-412.35-490.00-213-10	Ben - HRA VEBA	420	420	420	6
7	-	-	11,724	7	2.50-412.35-490.00-213-17	Ben - Health Insurance	10,920	10,920	10,920	7
8	-	-	74	8	2.50-412.35-490.00-214-17	Ben - Life Insurance	55	55	55	8
9	-	-	3,190	9	2.50-412.35-490.00-220-17	Ben - FICA	2,785	2,785	2,785	9
10	-	-	6,446	10	2.50-412.35-490.00-230-17	Ben - PERS - County Portion	7,884	7,884	7,884	10
11	-	-	74	11	2.50-412.35-490.00-250-17	Ben - Unemp Insurance	273	273	273	11
12	-	-	51	12	2.50-412.35-490.00-260-17	Ben - Worker's Compensation	35	35	35	12
13	-	-	35	13	2.50-412.35-490.00-290-17	Ben - OR W/C Assessment	35	35	35	13
14	-	-	74,365	14	TOTAL Personnel SERVICES		58,807	58,807	58,807	14
15	-	-	3,750	15	2.50-412.35-490.00-345-17	Pro Svcs - Emergency	4,692	4,692	4,692	15
16	-	-	1,125	16	2.50-412.35-490.00-416-17	Util - Cellular Telephone - Communications	1,350	1,350	1,350	16
17	-	-	3,750	17	2.50-412.35-490.00-580-17	Travel - Meals & Lodging - Training			-	17
18	-	-	-	18	2.50-412.35-490.00-582-17	IGS - Motor Pool - Training	4,500	4,500	4,500	18
19	-	-	-	19	2.50-412.35-490.00-583-17	Travel - Mileage Allowance - Training			-	19
20	-	-	225	20	2.50-412.35-490.00-595-17	Postage	315	315	315	20
21	-	-	218	21	2.50-412.35-490.00-600-17	Sup - Office	470	470	470	21
22	-	-	3,065	22	2.50-412.35-490.00-820-17	IGS - 2.20 Finance	3,077	3,077	3,077	22
23	-	-	1,022	23	2.50-412.35-490.00-821-17	IGS - 2.20 Admin PR/HR	1,360	1,360	1,360	23
24	-	-	13,155	24	TOTAL MATERIALS & SERVICES		15,764	15,764	15,764	24
25	-	-	-	25	2.50-412.35-490.00-850-00	Reserve for Future Expenditure	30,455	30,455	30,455	25
26	-	-	-	26	TOTAL UNAPPORTRIATED		30,455	30,455	30,455	26
27	-	-	87,520	27	TOTAL REQUIREMENTS		105,026	105,026	105,026	27
28	-	-	-	28	ENDING GRANT BALANCE		-	-	-	28

L I N E #	HISTORICAL DATA			L I N E #	RESOURCE/REQUIREMENT DESCRIPTION ADOPTED	- 1 1 Budget For 2021-2022 Year			L I N E #
	Actual		10 Adopted Budget This Year 06/30/21			2021-2022 Proposed by Budget Officer	2021-2022 Approved by Budget Committee	2021-2022 Adopted by Governing Body	
	Audited	Unaudited							
Second Preceeding Year 06/30/19	First Preceeding Year 06/30/20		Account Number	Account Description					
Tab 21			Tab 29	FED GRANT #16 - VOCA Portion 2019 (Oct 2019-Sep 2020)				Tab 29	
1	-	53,731	29,173	1	2.50-412.35-331.00-000-16	Gr-Fed-VOCA 16.575	-	-	1
2	-	-	-	2	2.50-412.35-399.03-000-16	Restricted Fund Balance Grant 16	Complete	-	2
3	-	53,731	29,173	3	TOTAL RESOURCES		2019-20 Budget	-	3
4	-	41,138	12,488	4	2.50-412.35-490.00-110-16	Sal - Regular	-	-	4
5	-	6,972	4,323	5	2.50-412.35-490.00-120-16	Sal - Irregular	-	-	5
6	-	-	-	6	2.50-412.35-490.00-213-10	Ben - HRA VEBA	-	-	6
7	-	13,257	3,737	7	2.50-412.35-490.00-213-16	Ben - Health Insurance	-	-	7
8	-	71	24	8	2.50-412.35-490.00-214-16	Ben - Life Insurance	-	-	8
9	-	3,540	1,013	9	2.50-412.35-490.00-220-16	Ben - FICA	-	-	9
10	-	7,195	2,047	10	2.50-412.35-490.00-230-16	Ben - PERS - County Portion	-	-	10
11	-	340	24	11	2.50-412.35-490.00-250-16	Ben - Unemp Insurance	-	-	11
12	-	36	16	12	2.50-412.35-490.00-260-16	Ben - Worker's Compensation	-	-	12
13	-	47	11	13	2.50-412.35-490.00-290-16	Ben - OR W/C Assessment	-	-	13
14	-	72,595	23,683	14	TOTAL PERSONNEL SERVICES		-	-	14
15	-	37	1,625	15	2.50-412.35-490.00-345-16	Pro Svcs - Emergency	-	-	15
16	-	983	375	16	2.50-412.35-490.00-416-16	Util - Cellular Telephone - Communications	-	-	16
17	-	940	1,700	17	2.50-412.35-490.00-580-16	Travel - Meals & Lodging - Training	-	-	17
18	-	-	-	18	2.50-412.35-490.00-582-16	IGS - Motor Pool - Training	-	-	18
19	-	-	-	19	2.50-412.35-490.00-583-16	Travel - Mileage Allowance - Training	-	-	19
20	-	-	125	20	2.50-412.35-490.00-595-16	Postage	-	-	20
21	-	-	305	21	2.50-412.35-490.00-600-16	Sup - Office	-	-	21
22	-	1,461	-	22	2.50-412.35-490.00-615-16	IGS - 2.20 Admin Finance	-	-	22
23	-	3,065	1,022	23	2.50-412.35-490.00-820-16	IGS - 2.20 Admin Finance	-	-	23
24	-	1,022	338	24	2.50-412.35-490.00-821-16	IGS - 2.20 Admin PR/HR	-	-	24
25	-	7,508	5,490	25	TOTAL MATERIALS & SERVICES		-	-	25
26	-	80,103	29,173	26	TOTAL REQUIREMENTS		-	-	26
27	-	(26,372)	-	27	ENDING GRANT BALANCE		-	-	27

REFERENCE ONLY

L I N E #	HISTORICAL DATA			L I N E #	RESOURCE/REQUIREMENT DESCRIPTION PROPOSED	Budget For 2021-2022 Year			L I N E #
	Actual		10 Adopted Budget This Year 06/30/21			2021-2022 Proposed by Budget Officer	2021-2022 Approved by Budget Committee	Adopted by Governing Body	
	Audited	Unaudited							
Second Preceeding Year 06/30/19	First Preceeding Year 06/30/20		Account Number	Account Description					
Tab 29			Tab 29	FED GRANT #15 - VOCA Expansion 2018				Tab 29	
1	26,981	16,448	- 1	2.50-412.34-331.10-000-15	Gr-Fed-St - VOCA Expansion 16.575			- 1	
2	-	(29)	- 2	2.50-412.34-399.03-000-15	Restricted Fund Balance Grant 15	Complete		- 2	
3	26,981	16,419	- 3		TOTAL RESOURCES	2019-20 Budget		- 3	
4	11,237	-	- 4	2.50-412.34-490.00-110-00	Sal - Regular			- 4	
5	842	9,263	- 5	2.50-412.34-490.00-110-15	Sal - Regular			- 5	
6	5,886	-	- 6	2.50-412.34-490.00-120-00	Sal - Irregular			- 6	
7	4,800	-	- 7	2.50-412.34-490.00-213-00	Ben - Health Insurance			- 7	
8	-	3,600	- 8	2.50-412.34-490.00-213-15	Ben - Health Insurance			- 8	
9	20	-	- 9	2.50-412.34-490.00-214-00	Ben - Life Insurance			- 9	
10	-	20	- 10	2.50-412.34-490.00-214-15	Ben - Life Insurance			- 10	
11	1,306	-	- 11	2.50-412.34-490.00-220-00	Ben - FICA			- 11	
12	-	766	- 12	2.50-412.34-490.00-220-15	Ben - FICA			- 12	
13	-	1,751	- 13	2.50-412.34-490.00-230-15	Ben - PERS - County Portion			- 13	
14	14	-	- 14	2.50-412.34-490.00-260-00	Ben - Worker's Compensation			- 14	
15	-	8	- 15	2.50-412.34-490.00-260-15	Ben - Worker's Compensation			- 15	
16	21	-	- 16	2.50-412.34-490.00-290-00	Ben - OR W/C Assessment			- 16	
17	-	11	- 17	2.50-412.34-490.00-290-15	Ben - OR W/C Assessment			- 17	
18	24,125	15,418	- 18		TOTAL PERSONNEL SERVICES			- 18	
19	487	-	- 19	2.50-412.34-490.00-310-15	Prof Svcs - Training & Ed			- 19	
20	167	111	- 20	2.50-412.34-490.00-416-15	Util - Cellular Telephone			- 20	
21	565	-	- 21	2.50-412.34-490.00-580-15	Travel - Meals & Lodging			- 21	
22	295	-	- 22	2.50-412.34-490.00-583-15	Travel - Mileage Allowance			- 22	
23	1,371	-	- 23	2.50-412.34-490.00-600-15	Sup - Office			- 23	
24	-	-	- 24	2.50-412.34-490.00-820-15	IGS - Admin Finance			- 24	
25	2,885	111	- 25		TOTAL MATERIALS & SERVICES			- 25	
26	27,010	15,530	- 26		TOTAL REQUIREMENTS			- 26	
27	(29)	889	- 27		ENDING GRANT BALANCE			- 27	

REFERENCE ONLY

L I N E #	HISTORICAL DATA			L I N E #	RESOURCE/REQUIREMENT DESCRIPTION PROPOSED	- Budget For 2021-2022 Year			L I N E #
	Actual		10 Adopted Budget This Year 06/30/21			2021-2022 Proposed by Budget Officer	2021-2022 Approved by Budget Committee	Adopted by Governing Body	
	Audited	Unaudited							
Second Preceeding Year 06/30/19	First Preceeding Year 06/30/20		Account Number	Account Description					
Tab 29			Tab 29	FED GRANT #12 - VOCA-Basic 16.575				Tab 29	
1	-	17,535	-	2.50-412.30-331.00-000-12	Gr-Fed-St - VOCA Basic 16.575	Complete	-	-	1
2	-	-	-	2.50-412.30-399.03-000-12	Special Projects Special Revenue	2019-20 Budget	-	-	2
3	-	17,535	-		TOTAL RESOURCES		-	-	3
4	-	6,069	-	2.50-412.30-490.00-110-12	Sal - Regular		-	-	4
5	Moved from Fund 2.12 2019-2020 Budget		-	2.50-412.30-490.00-120-12	Sal - Irregular		-	-	5
6			-	2.50-412.30-490.00-213-12	Ben - Health Insurance		-	-	6
7			-	2.50-412.30-490.00-214-12	Ben - Life Insurance		-	-	7
8	-	669	-	2.50-412.30-490.00-220-12	Ben - FICA		-	-	8
9	-	1,363	-	2.50-412.30-490.00-230-12	Ben - PERS - County Portion		-	-	9
10	-	66	-	2.50-412.30-490.00-250-12	Ben - Unemployment Insurance		-	-	10
11	-	7	-	2.50-412.30-490.00-260-12	Ben - Worker's Compensation		-	-	11
12	-	10	-	2.50-412.30-490.00-290-12	Ben - OR W/C Assessment		-	-	12
13	-	-	-	2.50-412.30-490.00-295-12	IGS - 3.10 Unempl Reserve		-	-	13
14	-	13,463	-		TOTAL PERSONNEL SERVICES		-	-	14
15	-	-	-	2.50-412.30-490.00-310-12	Pro Svcs - Training & Ed		-	-	15
16	-	-	-	2.50-412.30-490.00-345-12	Pro Svcs - Emergency		-	-	16
17	-	90	-	2.50-412.30-490.00-416-12	Util - Cellular Telephone		-	-	17
18	-	-	-	2.50-412.30-490.00-580-12	Travel - Meals & Lodging		-	-	18
19	-	-	-	2.50-412.30-490.00-583-12	Travel - Mileage Allowance		-	-	19
20	-	2,650	-	2.50-412.30-490.00-600-12	Sup. Office		-	-	20
21	-	-	-	2.50-412.30-490.00-615-12	Other R&S		-	-	21
22	-	1,362	-	2.50-412.30-490.00-820-12	IGS - 2.20 Grant Admin		-	-	22
23	-	4,102	-		TOTAL MATERIALS & SERVICES		-	-	23
24	-	17,565	-		TOTAL REQUIREMENTS		-	-	24
25	-	(30)	-		ENDING GRANT BALANCE		-	-	25

REFERENCE ONLY

L I N E #	HISTORICAL DATA			L I N E #	RESOURCE/REQUIREMENT DESCRIPTION PROPOSED	Budget For 2021-2022 Year			L I N E #
	Actual		10 Adopted Budget This Year 06/30/21			2021-2022 Proposed by Budget Officer	2021-2022 Approved by Budget Committee	Adopted by Governing Body	
	Audited Second Preceeding Year 06/30/19	Unaudited First Preceeding Year 06/30/20							
Tab 29			Tab 29		FED GRANT #13 - VOCA-OT-2016 One Time 16.575-Victims Assist				Tab 29
1	4,600	1,257	-	1	2.50-412.31-331.10-000-13	Gr-Fed-St - VOCA-OT-2016 16.575	-	-	1
2	-	-	-	2	2.50-412.31-399.03-000-13	Restricted Fund Balance Grant 13	Complete	-	2
3	4,600	1,257	-	3		TOTAL RESOURCES	2019-20 Budget	-	3
4	-	-	-	4	2.50-412.31-490.00-120-13	Sal - Irregular	-	-	4
5	-	-	-	5	2.50-412.31-490.00-220-13	Ben - FICA	-	-	5
6	-	-	-	6	2.50-412.31-490.00-230-13	Ben - PERS - County Portion	-	-	6
7	-	-	-	7	2.50-412.31-490.00-260-13	Ben - Worker's Compensation	-	-	7
8	-	-	-	8	2.50-412.31-490.00-290-13	Ben - OR W/C Assessment	-	-	8
9	-	-	-	9	2.50-412.31-490.00-294-13	IGS - 2.33 Unempl Cap Projects	-	-	9
10	-	-	-	10	2.50-412.31-490.00-295-13	IGS - 3.01 Unempl Reserve	-	-	10
11	-	-	-	11		TOTAL PERSONNEL SERVICE	-	-	11
12	548	-	-	12	2.50-412.31-490.00-310-13	Pro Svcs - Training & Ed	-	-	12
13	1,438	1,088	-	13	2.50-412.31-490.00-345-13	Pro Svcs - Emergency	-	-	13
14	-	-	-	14	2.50-412.31-490.00-416-13	Util - Cellular Telephone	-	-	14
15	799	-	-	15	2.50-412.31-490.00-580-13	Travel - Meals & Lodging	-	-	15
16	443	-	-	16	2.50-412.31-490.00-583-13	Travel - Mileage Allowance	-	-	16
17	1,341	169	-	17	2.50-412.31-490.00-600-13	Sup - Office	-	-	17
18	-	-	-	18	2.50-412.31-490.00-610-13	Sup - Non-Capital Equip	-	-	18
19	31	-	-	19	2.50-412.31-490.00-615-13	Other M&S-Comfort Kits	-	-	19
20	4,600	1,257	-	20		TOTAL MATERIALS & SERVICES	-	-	20
21	4,600	1,257	-	21		TOTAL REQUIREMENTS	-	-	21
22	-	-	-	22		ENDING GRANT BALANCE	-	-	22

REFERENCE ONLY

L I N E #	HISTORICAL DATA			L I N E #	RESOURCE/REQUIREMENT DESCRIPTION ADOPTED	- 1 1 Budget For 2021-2022 Year			L I N E #
	Actual		10 Adopted Budget This Year 06/30/21			2021-2022 Proposed by Budget Officer	2021-2022 Approved by Budget Committee	2021-2022 Adopted by Governing Body	
	Audited	Unaudited							
Second Preceeding Year 06/30/19	First Preceeding Year 06/30/20		Account Number	Account Description					
Tab 21			Tab 21	FED GRANT #14 - VOCA SST 2018				Tab 21	
1	2,332	-	-	1	2.50-412.33-331.00-000-14	Gr-Fed-St - VOCA SST 16.575	-	-	1
2	-	-	-	2	2.50-412.33-399.03-000-14	Restricted Fund Balance Grant 14	Complete	-	2
3	2,332	-	-	3	TOTAL RESOURCES		2019-20 Budget	-	3
4	2,076	-	-	4	2.50-412.33-490.00-310-14	Pro Svcs - Training & Ed	-	-	4
5	-	-	-	5	2.50-412.33-490.00-345-14	Pro Svcs - Emergency	-	-	5
6	256	-	-	6	2.50-412.33-490.00-580-14	Travel - Meals & Lodging	-	-	6
7	-	-	-	7	2.50-412.33-490.00-583-14	Travel - Mileage Allowance	-	-	7
8	-	-	-	8	2.50-412.33-490.00-600-14	Sup - Office	-	-	8
9	2,332	-	-	9	TOTAL MATERIALS & SERVICES		-	-	9
10	2,332	-	-	10	TOTAL REQUIREMENTS		-	-	10
11	-	-	-	11	ENDING GRANT BALANCE		-	-	11

REFERENCE ONLY

L I N E #	HISTORICAL DATA			L I N E #	RESOURCE/REQUIREMENT DESCRIPTION ADOPTED	- 1 1			L I N E #
	Actual		10			Budget For 2021-2022 Year			
	Audited	Unaudited				2021-2022 Proposed by Budget Officer	2021-2022 Approved by Budget Committee	2021-2022 Adopted by Governing Body	
Second Preceeding Year 06/30/19	First Preceeding Year 06/30/20	Adopted Budget This Year 06/30/21							
#			#	Account Number	Account Description				#
Tab 21			Tab 21	FED GRANT #35 - 2017-2019 Justice Reinvestment Grant					Tab 21
1	104,396	-	- 1	2.50-423.51-335.30-000-35	Gr-Fed-St - Justice Reinvestment	-	-	-	1
2	70,282	67,884	- 2	2.50-423.51-399.03-000-35	Restricted Fund Balance	-	-	-	2
3	174,678	67,884	- 3	TOTAL RESOURCES		Complete	-	-	3
4	-	-	- 4	2.50-423.51-490.00-120-35	Sal - Irregular	2019-20 Budget	-	-	4
5	-	-	- 5	2.50-423.51-490.00-220-35	Ben - FICA	-	-	-	5
6	-	-	- 6	2.50-423.51-490.00-230-35	Ben - PERS - County Portion	-	-	-	6
7	-	-	- 7	2.50-423.51-490.00-260-35	Ben - Worker's Compensation	-	-	-	7
8	-	-	- 8	2.50-423.51-490.00-290-35	Ben - OR W/C Assessment	-	-	-	8
9	-	-	- 9	2.50-423.51-490.00-290-35	Ben - Unempl Self Ins	-	-	-	9
10	-	-	- 10	TOTAL Personnel SERVICES		-	-	-	10
11	-	-	- 11	2.50-423.51-490.00-310-35	Pro Svcs - Train/Ed-Peer Support	-	-	-	11
12	37,516	9,606	- 12	2.50-423.51-490.00-330-35	Pro Svcs - Rental Assist- Rental Units	-	-	-	12
13	-	-	- 13	2.50-423.51-490.00-331-35	Pro Svcs - Rental Assist-CH Svcs	-	-	-	13
14	31,327	-	- 14	2.50-423.51-490.00-332-35	Pro Svcs - GB Resource Center	-	-	-	14
15	13,766	-	- 15	2.50-423.51-490.00-333-35	Pro Svcs - Victims OASIS shelter	-	-	-	15
16	13,645	-	- 16	2.50-423.51-490.00-334-35	Pro Svcs - Child Abuse Center	-	-	-	16
17	2,883	-	- 17	2.50-423.51-490.00-335-35	Pro Svcs-Victim Assist Program	-	-	-	17
18	-	-	- 18	2.50-423.51-490.00-415-35	Data Transport - Harbor	-	-	-	18
19	-	-	- 19	2.50-423.51-490.00-421-35	Utilities - Waste	-	-	-	19
20	-	-	- 20	2.50-423.51-490.00-580-35	Meal & Lodging-Peer Support	-	-	-	20
21	-	-	- 21	2.50-423.51-490.00-583-35	Mileage-Peer Support Training	-	-	-	21
22	-	-	- 22	2.50-423.51-490.00-584-35	Mileage-Peer Support Transport	-	-	-	22
23	-	-	- 23	2.50-423.51-490.00-585-35	Mileage-Rental Assist Transport	-	-	-	23
24	-	-	- 24	2.50-423.51-490.00-600-35	Sup-Office -Peer Support	-	-	-	24
25	-	-	- 25	2.50-423.51-490.00-601-35	Sup-Office -Rental Assist	-	-	-	25
26	-	-	- 26	2.50-423.51-490.00-606-35	Sup-Event Food	-	-	-	26
27	-	-	- 27	2.50-423.51-490.00-615-35	Other Materials & Supplies	-	-	-	27
28	-	-	- 28	2.50-423.51-490.00-622-35	Util - Electricity	-	-	-	28
29	1,344	-	- 29	2.50-423.51-490.00-820-35	IGS - 2.20 Finance	-	-	-	29
30	1,344	-	- 30	2.50-423.51-490.00-821-35	IGS - 2.20 Payroll/HR	-	-	-	30
31	1,344	-	- 31	2.50-423.51-490.00-822-35	IGS - 2.20 Counsel	-	-	-	31
32	-	-	- 32	2.50-423.51-490.00-824-35	IGS - 2.20 Occupancy	-	-	-	32
33	1,344	-	- 33	2.50-423.51-490.00-826-35	IGS - 2.20 Info Tech	-	-	-	33
34	1,343	-	- 34	2.50-423.51-490.00-828-35	IGS - 2.20 BOC Office	-	-	-	34
35	1,343	-	- 35	2.50-423.51-490.00-830-35	IGS - 2.20 Commissioners' Fund	-	-	-	35
36	107,199	9,606	- 36	TOTAL MATERIALS & SERVICES		-	-	-	36
37	107,199	9,606	- 37	TOTAL REQUIREMENTS		-	-	-	37
38	67,478	58,278	- 38	ENDING GRANT BALANCE		-	-	-	38

L I N E #	HISTORICAL DATA			L I N E #	RESOURCE/REQUIREMENT DESCRIPTION ADOPTED	- 1 1 Budget For 2021-2022 Year			L I N E #
	Actual		Adopted Budget This Year 06/30/21			2021-2022 Proposed by Budget Officer	2021-2022 Approved by Budget Committee	2021-2022 Adopted by Governing Body	
	Audited Second Preceeding Year 06/30/19	Unaudited First Preceeding Year 06/30/20							
Tab 21			Tab 21		FED GRANT #34 - 2015-2017 Justice Reinvestment Grant			Tab 21	
1	-	-	-	1	2.50-423.50-335.30-000-34	Gr-Fed-St - Justice Reinvestment	-	-	1
2	132,952	104,134	-	2	2.50-423.50-399.03-000-34	Restricted Fund Balance	Complete	-	2
3	132,952	104,134	-	3		TOTAL RESOURCES	2018-19 Budget	-	3
4	3,538	(157)	-	4	2.50-423.50-490.00-120-00	Sal - Irregular 15-17			4
5	2,772	-	-	5	2.50-423.50-490.00-120-34	Sal - Irregular			5
6	259	-	-	6	2.50-423.50-490.00-220-00	Ben - FICA 7.65% 15-17			6
7	212	-	-	7	2.50-423.50-490.00-220-34	Ben - FICA			7
8	379	-	-	8	2.50-423.50-490.00-230-00	Ben - PERS - County 15-17			8
9	311	-	-	9	2.50-423.50-490.00-230-34	Ben - PERS - County Portion			9
10	3	-	-	10	2.50-423.50-490.00-260-00	Ben - Worker's Comp 15-17			10
11	5	-	-	11	2.50-423.50-490.00-260-34	Ben - Worker's Compensation			11
12	5	-	-	12	2.50-423.50-490.00-290-00	Ben - OR W/Comp Assess 15-17			12
13	2	-	-	13	2.50-423.50-490.00-290-34	Ben - OR W/C Assessment			13
14	7,486	(157)	-	14		TOTAL PERSONNEL SERVICES			14
15	20,334	1,000	-	15	2.50-423.50-490.00-330-34	Pro Svcs - T4C Courses			15
16	40	913	-	16	2.50-423.50-490.00-331-34	Pro Svcs - Program Incentives			16
17	-	-	-	17	2.50-423.50-490.00-333-34	Pro Svcs - Oasys Shelter			17
18	-	-	-	18	2.50-423.50-490.00-415-34	Data Transport - Harbor Sub Station			18
19	-	-	-	19	2.50-423.50-490.00-421-34	Util - Waste - Harbor Sub Station			19
20	-	-	-	20	2.50-423.50-490.00-622-34	Util - Electricity - Harbor Sub Station			20
21	-	-	-	21	2.50-423.50-490.00-606-34	Event Food - Adult Parole & Probation			21
22	958	-	-	22	2.50-423.50-490.00-615-34	Other M&S - Adult Parole & Probation			22
23	21,332	1,913	-	23		TOTAL MATERIALS & SERVICES			23
24	28,817	1,756	-	24		TOTAL REQUIREMENTS			24
25	104,134	102,378	-	25		ENDING GRANT BALANCE			25

REFERRING ONLY

L I N E #	HISTORICAL DATA			L I N E #	RESOURCE/REQUIREMENT DESCRIPTION ADOPTED	Budget For 2021-2022 Year			L I N E #	
	Actual		Adopted Budget This Year 06/30/21			2021-2022 Proposed by Budget Officer	2021-2022 Approved by Budget Committee	2021-2022 Adopted by Governing Body		
	Audited	Unaudited								
Tab 21			Tab 21		FED GRANT #36 - 2019-2020 Justice Reinvestment Grant			Tab 21		
1	-	98,374	32,791	1	2.50-423.52-335.30-000-36	Gr-Fed-St - Justice Reinvestment	-	-	1	
2	-	-	-	2	2.50-423.52-399.03-000-36	Restricted Fund Balance	-	-	2	
3	-	98,374	32,791	3		TOTAL RESOURCES	-	-	3	
4	-	870	7,586	4	2.50-423.52-490.00-330-36	Pro Svcs - Rental assistance	Complete 2020-21 Budget	-	-	4
5	-	-	19,840	5	2.50-423.52-490.00-331-36	Pro Svcs - General		-	-	5
6	-	10,142	3,381	6	2.50-423.52-490.00-333-36	Pro Svcs - Victims OASIS Shelter		-	-	6
7	-	-	496	7	2.50-423.52-490.00-820-36	IGS - 2.20 Finance		-	-	7
8	-	-	496	8	2.50-423.52-490.00-822-36	IGS - 2.20 Counsel		-	-	8
9	-	-	496	9	2.50-423.52-490.00-828-36	IGS - 2.20 BOC Office		-	-	9
10	-	-	496	10	2.50-423.52-490.00-830-36	IGS - 2.20 Commissioners' Fund		-	-	10
11	-	11,012	32,791	11		TOTAL MATERIALS & SERVICES		-	-	11
12	-	11,012	32,791	12		TOTAL REQUIREMENTS		-	-	12
13	-	87,362	-	13		ENDING GRANT BALANCE		-	-	13
Tab 21			Tab 21		FED GRANT #55 - Brookings Headstart Facility			Complete 2019-20 Budget		Tab 21
1	403,020	1,114,389	-	1	2.50-413.90-332.50-000-55	Gr-Fed-St - Brookings Headstart		-	-	1
2	30,000	81,078	-	2	2.50-413.90-333.00-000-55	Other - ORCCA		-	-	2
3	-	-	-	3	2.50-413.90-334.00-000-55	Gr-St - Business Oregon-Brookings Headstart	-	-	3	
4	-	4,117	-	4	2.50-413.90-399.03-000-55	Restricted Fund Balance Grant 55	-	-	4	
5	433,020	1,199,584	-	5		TOTAL RESOURCES	-	-	5	
6	-	21,415	-	6	2.50-413.90-490.00-310-55	Pro Svcs - Brookings Headstart	-	-	6	
7	76,677	33,703	-	7	2.50-413.90-490.00-615-55	M&S - Brookings Headstart	-	-	7	
8	76,677	55,117	-	8		TOTAL MATERIALS & SERVICES	-	-	8	
9	352,226	1,134,723	-	9	2.50-413.90-490.00-720-55	Capital Improvements-Brookings Headstart	-	-	9	
10	352,226	1,134,723	-	10		TOTAL CAPITAL OUTLAY	-	-	10	
11	428,903	1,189,841	-	11		TOTAL REQUIREMENTS	-	-	11	
12	4,117	9,744	-	12		ENDING GRANT BALANCE	-	-	12	
175,701	232,248	-				GRANT FUND 2.50 - ENDING FUND BALANCE	-	-	-	
Fund Summary										
	31,611	101,319	98,048			1. Total Personnel Services.....	58,807	58,807	58,807	
	215,025	90,626	51,436			2. Total Materials and Services.....	15,764	15,764	15,764	
	352,226	1,134,723	-			3. Total Capital Outlay.....	-	-	-	
	-	-	-			5. Total Transfers.....	-	-	-	
	598,862	1,326,669	149,484			9. Total Requirements (add lines 1 - 8).....	105,026	105,026	105,026	
	774,563	1,558,917	149,484			10. Total Resources Except Property Taxes.....	105,026	105,026	105,026	
	175,701	232,248	-				-	-	-	
							105,026	105,026	105,026	
							FED GRANTS			

STATE & LOCAL GRANTS

The county relies on grant monies to provide some of their services. The fund was created to make grant management easier, versus having the grants incorporated into the department budgets.

<u>Position</u>	Salary <u>Range</u>	<u>FTE</u>
Deputy District Attorney III	V	0.785
Victim Assistant Program Director	E	0.30
Investigator		Irreg
		1.085 Total

L I N E #	HISTORICAL DATA			L I N E #	RESOURCE/REQUIREMENT DESCRIPTION ADOPTED	- 1 1			L I N E #	
	Actual		10			Budget For 2021-2022 Year				
	Audited	Unaudited				2021-2022 Proposed by Budget Officer	2021-2022 Approved by Budget Committee	2021-2022 Adopted by Governing Body		
Second Preceeding Year 06/30/19	First Preceeding Year 06/30/20	Adopted Budget This Year 06/30/21	Account Number		Account Description					
Tab 22				ab 2	GRANT #06 - D-SART Grant				Tab 22	
1	103,682	96,899	109,125	1	2.51-415.30-331.00-000-06	Gr-Oasis Shelter-D-SART	108,403	108,403	108,403	1
2	6,477	-	18,628	2	2.51-415.30-390.88-110-06	Tran In - 1.10 Gen Fund-Distr Attny	8,078	8,078	8,078	2
3	-	717	-	3	2.51-415.30-399.03-000-06	Restricted Fund Balance - Grant 06	-	-	-	3
4	110,159	97,616	127,753	4		TOTAL RESOURCES	116,481	116,481	116,481	4
5	1,514	73,061	75,965	5	2.51-415.30-490.00-110-06	Sal - Regular	-	-	-	5
6	68,712	-	-	6	2.51-415.30-490.00-110-00	Sal - Regular	65,522	65,522	65,522	6
7	230	6,959	14,400	7	2.51-415.30-490.00-120-06	Sal - Irregular	-	-	-	7
8	10,480	-	-	8	2.51-415.30-490.00-120-00	Sal - Irregular	12,480	12,480	12,480	8
9	-	15,350	15,600	9	2.51-415.30-490.00-213-06	Ben - Health Insurance	-	-	-	9
10	13,800	-	-	10	2.51-415.30-490.00-213-00	Ben - Health Insurance	12,246	12,246	12,246	10
11	-	56	79	11	2.51-415.30-490.00-214-06	Ben - Life Insurance	-	-	-	11
12	50	-	-	12	2.51-415.30-490.00-214-00	Ben - Life Insurance	62	62	62	12
13	-	5,998	6,913	13	2.51-415.30-490.00-220-06	Ben - FICA	-	-	-	13
14	6,052	-	-	14	2.51-415.30-490.00-220-00	Ben - FICA	5,967	5,967	5,967	14
15	-	11,069	13,970	15	2.51-415.30-490.00-230-06	Ben - PERS - County Portion	-	-	-	15
16	7,862	-	-	16	2.51-415.30-490.00-230-00	Ben - PERS - County Portion	16,895	16,895	16,895	16
17	-	332	678	17	2.51-415.30-490.00-250-06	Ben - Unemployment Insurance	585	585	585	17
18	-	59	86	18	2.51-415.30-490.00-260-06	Ben - Worker's Compensation	-	-	-	18
19	62	-	-	19	2.51-415.30-490.00-260-00	Ben - Worker's Compensation	74	74	74	19
20	-	48	62	20	2.51-415.30-490.00-290-06	Ben - OR W/C Assessment	-	-	-	20
21	61	-	-	21	2.51-415.30-490.00-290-00	Ben - OR W/C Assessment	50	50	50	21
22	-	-	-	22	2.51-415.30-490.00-295-06	IGS - 3.10 Unempl Reserve	-	-	-	22
23	619	-	-	23	2.51-415.30-490.00-295-00	IGS - 3.10 Unemp Reserve	-	-	-	23
24	109,442	112,932	127,753	24		TOTAL PERSONNEL SERVICES	113,881	113,881	113,881	24
25	-	-	-	25	2.51-415.30-490.00-580-06	Travel - Meals & Lodging	-	-	-	25
26	-	-	-	26	2.51-415.30-490.00-581-06	IGS - 1.15 Assigned Vehicles	-	-	-	26
27	-	-	-	27	2.51-415.30-490.00-581-06	IGS - Assigned Vehicles	-	-	-	27
28	-	155	-	28	2.51-415.30-490.00-583-06	Travel - Mileage Allowance	2,600	2,600	2,600	28
29	-	-	-	29	2.51-415.30-490.00-584-06	Travel - Transportation	-	-	-	29
30	-	155	-	30		TOTAL MATERIALS & SERVICES	2,600	2,600	2,600	30
31	109,442	113,087	127,753	31		TOTAL REQUIREMENTS	116,481	116,481	116,481	31
32	717	(15,471)	-	32		ENDING GRANT BALANCE	-	-	-	32

L I N E #	HISTORICAL DATA			L I N E #	RESOURCE/REQUIREMENT DESCRIPTION ADOPTED	Budget For 2021-2022 Year			L I N E #
	Actual		Adopted Budget This Year 06/30/21			2021-2022 Proposed by Budget Officer	2021-2022 Approved by Budget Committee	2021-2022 Adopted by Governing Body	
	Audited Second Preceeding Year 06/30/19	Unaudited First Preceeding Year 06/30/20							
Tab 22			Tab 22		GRANT #17 -Criminal Fines Portion (Oct 2020-Sep 2021)				Tab 22
1	-	-	18,695	1	2.51-412.35-335.15-000-17 Other - St - Criminal Fines	21,900	21,900	21,900	1
2	-	-	-	2	2.51-412.35-390.88-110-17 IGS - 1.10 Gen Fund DA	-	-	-	2
3	-	-	-	3	2.51-412.35-391.00-212-17 Tran In - 2.12 Crim Fines	-	-	-	3
4	-	-	-	4	2.51-412.35-399.03-000-17 Restricted Fund Balance	5,351	5,351	5,351	4
5	-	-	18,695	5	TOTAL RESOURCES	27,251	27,251	27,251	5
6	-	-	10,523	6	2.51-412.35-490.00-110-17 Sal - Regular	14,697	14,697	14,697	6
7	-	-	-	7	2.51-412.35-490.00-130-17 Sal - Overtime	-	-	-	7
8	-	-	-	8	2.51-412.35-490.00-213-10 Ben - HRA VEBA	180	180	180	8
9	-	-	3,615	9	2.51-412.35-490.00-213-17 Ben - Health Insurance	4,680	4,680	4,680	9
10	-	-	19	10	2.51-412.35-490.00-214-17 Ben - Life Insurance	24	24	24	10
11	-	-	790	11	2.51-412.35-490.00-220-17 Ben - FICA	1,124	1,124	1,124	11
12	-	-	1,820	12	2.51-412.35-490.00-230-17 Ben - PERS - County Portion	3,183	3,183	3,183	12
13	-	-	79	13	2.51-412.35-490.00-250-17 Ben - Unemployment Insurance	110	110	110	13
14	-	-	10	14	2.51-412.35-490.00-260-17 Ben - Worker's Compensation	14	14	14	14
15	-	-	12	15	2.51-412.35-490.00-290-17 Ben - OR W/C Assessment	14	14	14	15
16	-	-	-	16	2.51-412.35-490.00-295-17 IGS - 3.10 Unemp Reserve	-	-	-	16
17	-	-	16,868	17	TOTAL PERSONNEL SERVICES	24,026	24,026	24,026	17
18	-	-	980	18	2.51-412.35-490.00-345-17 Pro Svcs -Emergency	980	980	980	18
19	-	-	847	19	2.51-412.35-490.00-600-17 Sup - Office Supplies	1,129	1,129	1,129	19
20	-	-	1,827	20	TOTAL MATERIALS & SERVICES	2,109	2,109	2,109	20
21	-	-	-	21	2.51-412.35-490.00-850-00 Reserve for Future Expenditure	1,116	1,116	1,116	21
22	-	-	-	22	TOTAL UNAPPORPRIATED	1,116	1,116	1,116	22
23	-	-	18,695	23	TOTAL REQUIREMENTS	27,251	27,251	27,251	23
24	-	-	-	24	ENDING GRANT BALANCE	-	-	-	24

L I N E #	HISTORICAL DATA			L I N E #	RESOURCE/REQUIREMENT DESCRIPTION ADOPTED	Budget For 2021-2022 Year			L I N E #
	Actual		10 Adopted Budget This Year 06/30/21			2021-2022 Proposed by Budget Officer	2021-2022 Approved by Budget Committee	2021-2022 Adopted by Governing Body	
	Audited	Unaudited							
Second Preceeding Year 06/30/19	First Preceeding Year 06/30/20								
Tab 22			Tab 22		GRANT #16 - Criminal Fines Portion (Oct 2019-Sep 2020)				Tab 22
1	-	16,206	5,638	1	2.51-412.35-335.15-000-16	Other - St - Criminal Fines	-	-	1
2	-	-	-	2	2.51-412.35-390.88-110-16	IGS - 1.10 Gen Fund DA	-	-	2
3	-	-	-	3	2.51-412.35-391.00-212-16	Tran In - 2.12 Crim Fines	-	-	3
4	-	-	-	4	2.51-412.35-399.03-000-16	Restricted Fund Balance	-	-	4
5	-	16,206	5,638	5		TOTAL RESOURCES	-	-	5
6	-	10,369	3,341	6	2.51-412.35-490.00-110-16	Sal - Regular	-	-	6
7	-	-	-	7	2.51-412.35-490.00-120-16	Sal - Irregular	-	-	7
8	-	-	-	8	2.51-412.35-490.00-130-16	Sal - Overtime	-	-	8
9	-	3,326	1,148	9	2.51-412.35-490.00-213-16	Ben - Health Insurance	-	-	9
10	-	6	6	10	2.51-412.35-490.00-214-16	Ben - Life Insurance	-	-	10
11	-	760	251	11	2.51-412.35-490.00-220-16	Ben - FICA	-	-	11
12	-	1,547	578	12	2.51-412.35-490.00-230-16	Ben - PERS - County Portion	-	-	12
13	-	72	25	13	2.51-412.35-490.00-250-16	Ben - Unemployment Insurance	-	-	13
14	-	8	3	14	2.51-412.35-490.00-260-16	Ben - Worker's Compensation	-	-	14
15	-	9	4	15	2.51-412.35-490.00-290-16	Ben - OR W/C Assessment	-	-	15
16	-	-	-	16	2.51-412.35-490.00-295-16	IGS - 3.10 Unemp Reserve	-	-	16
17	-	16,097	5,356	17		TOTAL PERSONNEL SERVICES	-	-	17
18	-	834	282	18	2.51-412.35-490.00-600-16	Sup - Office Supplies	-	-	18
19	-	834	282	19		TOTAL MATERIALS & SERVICES	-	-	19
20	-	16,930	5,638	20		TOTAL REQUIREMENTS	-	-	20
21	-	(724)	-	21		ENDING GRANT BALANCE	-	-	21

REFERENCE ONLY

L I N E #	HISTORICAL DATA			L I N E #	RESOURCE/REQUIREMENT DESCRIPTION ADOPTED	Budget For 2021-2022 Year			L I N E #
	Actual		10 Adopted Budget This Year 06/30/21			2021-2022 Proposed by Budget Officer	2021-2022 Approved by Budget Committee	2021-2022 Adopted by Governing Body	
	Audited	Unaudited							
	Second Preceeding Year 06/30/19	First Preceeding Year 06/30/20			Account Number	Account Description			
Tab 22			Tab 22		GRANT #10 - Victims' Assistance - Criminal Fines			Tab 22	
1	-	5,652	-	1	2.51-412.30-335.15-000-10	Other - St - Criminal Fines	-	-	1
2	Moved from Fund 2.12 2019-2020 Budget	-	-	2	2.51-412.30-390.88-110-10	IGS - 1.10 Gen Fund DA	-	-	2
3		18,722	-	3	2.51-412.30-391.00-212-10	Tran In - 2.12 Crim Fines	-	-	3
4		-	-	4	2.51-412.30-399.03-000-10	Restricted Fund Balance	-	-	4
5		24,374	-	5		TOTAL RESOURCES	-	-	5
6		2,601	-	6	2.51-412.30-490.00-110-10	Sal - Regular	-	-	6
7		562	-	7	2.51-412.30-490.00-120-10	Sal - Irregular	-	-	7
8		-	-	8	2.51-412.30-490.00-130-10	Sal - Overtime	-	-	8
9		1,068	-	9	2.51-412.30-490.00-213-10	Ben - Health Insurance	-	-	9
10		18	-	10	2.51-412.30-490.00-214-10	Ben - Life Insurance	-	-	10
11		240	-	11	2.51-412.30-490.00-220-10	Ben - FICA	-	-	11
12		489	-	12	2.51-412.30-490.00-230-10	Ben - PERS - County Portion	-	-	12
13		24	-	13	2.51-412.30-490.00-250-10	Ben - Unemployment Insurance	-	-	13
14		2	-	14	2.51-412.30-490.00-260-10	Ben - Worker's Compensation	-	-	14
15		4	-	15	2.51-412.30-490.00-290-10	Ben - OR W/C Assessment	-	-	15
16		-	-	16	2.51-412.30-490.00-295-10	IGS - 3.10 Unemp Reserve	-	-	16
17		5,007	-	17		TOTAL PERSONNEL SERVICES	-	-	17
18		-	-	18	2.51-412.30-490.00-310-10	Pro Svcs - Training & Ed	-	-	18
19		-	-	19	2.51-412.30-490.00-330-10	Pro Svcs - General	-	-	19
20		-	-	20	2.51-412.30-490.00-415-10	Util - Telephone	-	-	20
21		-	-	21	2.51-412.30-490.00-615-10	Other materials & Services	-	-	21
22		153	-	22	2.51-412.30-490.00-820-10	IGS - 2.20 Finance	-	-	22
23		153	-	23	2.51-412.30-490.00-821-10	IGS - 2.20 Payroll/HR	-	-	23
24		153	-	24	2.51-412.30-490.00-822-10	IGS - 2.20 Counsel	-	-	24
25		-	-	25	2.51-412.30-490.00-823-10	IGS - 2.20 Occupancy	-	-	25
26		153	-	26	2.51-412.30-490.00-826-10	IGS - 2.20 Info Tech	-	-	26
27		153	-	27	2.51-412.30-490.00-827-10	IGS - 2.20 BOC Office	-	-	27
28		111	-	28	2.51-412.30-490.00-830-10	IGS - 2.20 Commissioners	-	-	28
29		876	-	29		TOTAL MATERIALS & SERVICES	-	-	29
30		5,883	-	30		TOTAL REQUIREMENTS	-	-	30
31		18,490	-	31		ENDING GRANT BALANCE	-	-	31

L I N E #	HISTORICAL DATA			L I N E #	RESOURCE/REQUIREMENT DESCRIPTION ADOPTED	Budget For 2021-2022 Year			L I N E #
	Actual		10 Adopted Budget This Year 06/30/21			2021-2022 Proposed by Budget Officer	2021-2022 Approved by Budget Committee	2021-2022 Adopted by Governing Body	
	Audited	Unaudited							
Second Preceeding Year 06/30/19	First Preceeding Year 06/30/20		Account Number	Account Description					
Tab 22			Tab 22	GRANT #15 - VAP Grant (Justice Reinvest 17-19)			Tab 22		
1	2,883	-	- 1	2.51-412.34-335.00-000-15	GR-VAP (Justice Reinvest 17-19)	-	- 1		
2	-	1,065	- 2	2.51-412.34-399.03-000-15	Restricted Fund Balance	-	- 2		
3	2,883	1,065	- 3	TOTAL RESOURCES			- 3		
4	859	(38)	- 4	2.51-412.34-490.00-120-00	Sal - Irregular		4		
5	673	-	- 5	2.51-412.34-490.00-120-15	Sal - Irregular	-	- 5		
6	-	-	- 6	2.51-412.34-490.00-130-15	Sal - Overtime	-	- 6		
7	63	-	- 7	2.51-412.34-490.00-220-00	Ben - FICA		7		
8	52	-	- 8	2.51-412.34-490.00-220-15	Ben - FICA	-	- 8		
9	92	-	- 9	2.51-412.34-490.00-230-00	Ben - PERS - County Portion		9		
10	75	-	- 10	2.51-412.34-490.00-230-15	Ben - PERS - County Portion	-	- 10		
11	1	-	- 11	2.51-412.34-490.00-260-00	Ben - Worker's Compensation		11		
12	1	-	- 12	2.51-412.34-490.00-260-15	Ben - Worker's Compensation	-	- 12		
13	1	-	- 13	2.51-412.34-490.00-290-00	Ben - OR W/C Assessment		13		
14	1	-	- 14	2.51-412.34-490.00-290-15	Ben - OR W/C Assessment	-	- 14		
15	1,818	(38)	- 15	TOTAL PERSONNEL SERVICES			- 15		
16	-	-	- 16	2.51-412.34-490.00-615-15	Other Materials & Supplies	-	- 16		
17	-	-	- 17	TOTAL MATERIALS & SERVICES			- 17		
18	1,818	(38)	- 18	TOTAL REQUIREMENTS			- 18		
19	1,065	1,103	- 19	ENDING GRANT BALANCE			- 19		

REFERENCED ONLY

L I N E #	HISTORICAL DATA			L I N E #	RESOURCE/REQUIREMENT DESCRIPTION ADOPTED	Budget For 2021-2022 Year			L I N E #
	Actual		Adopted Budget This Year 06/30/21			2021-2022 Proposed by Budget Officer	2021-2022 Approved by Budget Committee	2021-2022 Adopted by Governing Body	
	Second Preceeding Year 06/30/19	First Preceeding Year 06/30/20							
1				1	GRANT #55 - Juvenile-Curry Health Foundation Donation				1
2	2,867	-	1,500	2	2.51-423.60-364.00-000-55 Juvenile-CHF Donation	10,000	10,000	10,000	2
3	-	2,001	-	3	2.51-423.60-399.03-000-55 Restricted Fund Balance			-	3
4	2,867	2,001	1,500	4	TOTAL RESOURCES	10,000	10,000	10,000	4
5	866	1,136	1,500	5	2.51-423.60-490.00-330-55 Pro Svcs - General	10,000	10,000	10,000	5
6	866	1,136	1,500	6	TOTAL MATERIALS & SERVICES	10,000	10,000	10,000	6
7	866	1,136	1,500	7	TOTAL REQUIREMENTS	10,000	10,000	10,000	7
8	2,001	864	-	8	ENDING GRANT BALANCE	-	-	-	8
9				9	GRANT #56 - Juvenile-Curry Comm Health Donation				9
10	7,500	12,000	-	10	2.51-423.61-364.00-000-56 Juvenile-CCH Donation			-	10
11	-	-	-	11	2.51-423.61-399.03-000-56 Restricted Fund Balance			-	11
12	7,500	12,000	-	12	TOTAL RESOURCES			-	12
13	3,619	3,249	-	13	2.51-423.61-490.00-330-56 Pro Svcs - General			-	13
14	-	8,000	-	14	2.51-423.61-490.00-342-56 IGS-Juv -Employee Services			-	14
15	3,881	37	-	15	2.51-423.61-490.00-600-56 Sup - Office			-	15
16	7,500	11,287	-	16	TOTAL MATERIALS & SERVICES			-	16
17	7,500	11,287	-	17	TOTAL REQUIREMENTS			-	17
18	-	713	-	18	ENDING GRANT BALANCE			-	18
19				19	GRANT #57 - Juvenile-Fundraising				19
20	3,272	200	3,000	20	2.51-423.62-364.10-000-57 Juvenile-Fundraising			-	20
21	-	1,774	3,500	21	2.51-423.62-399.03-000-57 Restricted Fund Balance			-	21
22	3,272	1,974	6,500	22	TOTAL RESOURCES	-	-	-	22
23	314	-	1,000	23	2.51-423.62-490.00-330-57 Pro Svcs - General			-	23
24	47	45	500	24	2.51-423.62-490.00-550-57 Copying & Printing			-	24
25	439	51	2,500	25	2.51-423.62-490.00-600-57 Sup - Office			-	25
26	700	384	2,500	26	2.51-423.62-490.00-606-57 Event Food			-	26
27	1,499	480	6,500	27	TOTAL MATERIALS & SERVICES	-	-	-	27
28	1,499	480	6,500	28	TOTAL REQUIREMENTS	-	-	-	28
29	1,774	1,494	-	29	ENDING GRANT BALANCE	-	-	-	29
30				30					30
32	5,557	6,470	-	32	GRANT FUND 2.51 - ENDING FUND BALANCE	-	-	-	32

L I N E #	HISTORICAL DATA			L I N E #	RESOURCE/REQUIREMENT DESCRIPTION ADOPTED	Budget For 2021-2022 Year			L I N E #
	Actual		Adopted Budget This Year 06/30/21			2021-2022 Proposed by Budget Officer	2021-2022 Approved by Budget Committee	2021-2022 Adopted by Governing Body	
	Audited Second Preceeding Year 06/30/19	Unaudited First Preceeding Year 06/30/20							
Tab 22				Tab 22	GRANT #07 - AllCare Comm Dev Grant (Planning)				Tab 22
1	-	-	-	1	2.51-419.10-332.50-000-07 All Care Comm Dev Grant	-	-	-	1
2	-	-	-	2	Special Projects Special Revenue	-	-	-	2
3	-	-	-	3	2.51-419.10-490.00-615-07 Other M&S	-	-	-	3
4	-	-	-	4	TOTAL MATERIALS & SERVICES	-	-	-	4
5	-	-	-	5	TOTAL REQUIREMENTS	-	-	-	5
6	-	-	-	6	ENDING GRANT BALANCE	-	-	-	6
Tab 22				Tab 22	GRANT #09 - OR Parks & Rec - Restroom ADA Facility Upgrade				Tab 22
1	72,756	-	-	1	2.51-452.50-334.00-000-09 Gr-OP&R - Restroom ADA Upgrade	-	-	-	1
2	24,252	-	-	2	2.51-452.50-391.11-000-09 Tran In - 1.40 County Parks (match funds)	-	-	-	2
3	-	-	-	3	2.51-452.50-399.03-000-09 Restricted Fund Balance Grant 09	-	-	-	3
4	97,007	-	-	4	TOTAL RESOURCES	-	-	-	4
5	2,107	-	-	5	2.51-452.50-490.00-615-09 Other M&S	-	-	-	5
6	2,107	-	-	6	TOTAL MATERIALS & SERVICES	-	-	-	6
7	-	-	-	7	2.51-452.50-490.00-730-09 Cap Outlay -Site improvement	-	-	-	7
8	94,900	-	-	8	2.51-452.50-490.00-742-09 Cap Outlay -Building Improvement	-	-	-	8
9	94,900	-	-	9	TOTAL CAPITAL OUTLAY	-	-	-	9
10	97,007	-	-	10	TOTAL REQUIREMENTS	-	-	-	10
11	-	-	-	11	ENDING GRANT BALANCE	-	-	-	11

REFERENCED ONLY

L I N E #	HISTORICAL DATA			L I N E #	RESOURCE/REQUIREMENT DESCRIPTION ADOPTED	- 1 1 Budget For 2021-2022 Year			L I N E #
	Actual		Adopted Budget This Year 06/30/21			2021-2022 Proposed by Budget Officer	2021-2022 Approved by Budget Committee	2021-2022 Adopted by Governing Body	
	Audited Second Preceding Year 06/30/19	Unaudited First Preceding Year 06/30/20							
Tab 22			Tab 22		GRANT #16 - Elections Voting Machine			Tab 22	
1	81,678	-	-	1	2.51-414.00-335.00-000-16	GR-ST-Elections Voting Machine	-	-	1
2	-	-	-	2	2.51-414.00-399.03-000-16	Restricted Fund Balance	-	-	2
3	81,678	-	-	3		TOTAL RESOURCES	-	-	3
4	81,678	-	-	4	2.51-414.00-490.00-743-16	Capital Outlay-Office Equipment	-	-	4
5	81,678	-	-	5		TOTAL CAPITAL OUTLAY	-	-	5
6	81,678	-	-	6		TOTAL REQUIREMENTS	-	-	6
7	-	-	-	7		ENDING GRANT BALANCE	-	-	7

REFERENCE ONLY

L I N E #	HISTORICAL DATA			L I N E #	RESOURCE/REQUIREMENT DESCRIPTION ADOPTED	1 Budget For 2021-2022 Year			L I N E #
	Actual		10 Adopted Budget This Year 06/30/21			2021-2022 Proposed by Budget Officer	2021-2022 Approved by Budget Committee	2021-2022 Adopted by Governing Body	
	Audited	Unaudited							
Second Preceeding Year 06/30/19	First Preceeding Year 06/30/20		Account Number	Account Description					
	111,259	133,999	149,977		1. Total PERSONNEL Services.....	149,977	149,977	137,907	
	11,973	14,767	10,109		2. Total Materials and Services.....	14,709	14,709	14,709	
	176,578	-	-		3. Total Capital Outlay.....	-	-	-	
	-	-	-		5. Total Transfers.....	-	-	-	
	299,810	148,766	160,086		9. Total Requirements (add lines 1 - 8).....	153,732	153,732	153,732	
	305,367	155,236	160,086		10. Total Resources Except Property Taxes.....	153,732	153,732	153,732	
	5,557	6,470	-			-	-	-	
						153,732	153,732	153,732	
						Other Grants			

ADMINISTRATIVE SERVICES

The Administrative Services Fund is the responsibility of several departments. The fund has eight sub-funds:

- Commissioners (Board of Commissioners)
- BOC Office (Director of Operations)
- Accounting (Finance/Accounts Payable)
- County Counsel (Legal)
- Payroll/Personnel (Payroll and Human Resources)
- Information Technology (Contracted Technology Services)
- Central Occupancy (Facilities Maintenance)
- Building Repair & Construction (Misc. Building Projects)

(Employee status information on the following page.)

Position	Salary Range	Elected Commissioners	FTE by Department					Building Projects	Position Totals
			BOC Office	Accounting	County Counsel	Payroll/HR	Occupancy		
Elected Commissioners	EO	3.00							3.00
Director of County Operations	BB		0.35	0.65					1.00
Administrative Assistant	G		1.00						1.00
Assistant Finance Director	J			1.00					1.00
Accounting Clerk	E			1.00					1.00
County Legal Counsel	BB				0.86				0.86
Legal Assistant	G				0.95				0.95
Payroll & HR Coordinator	J					1.00			1.00
Facilities Director	P						0.40	0.50	0.90
Facilities Maintenance Worker	B						1.15	0.35	1.50
Facilities Worker/Admin Assist	C						1.00		1.00
Custodian	U5						1 Irreg		-
Department Totals		3.00	1.35	2.65	1.81	1.00	2.55	0.85	13.21

L I N E #	HISTORICAL DATA			L I N E #	RESOURCE/REQUIREMENT DESCRIPTION ADOPTED	1 Budget For 2021-2022 Year			L I N E #
	Actual		10 Adopted Budget This Year 06/30/21			2021-2022 Proposed by Budget Officer	2021-2022 Approved by Budget Committee	2021-2022 Adopted by Governing Body	
	Audited	Unaudited							
Second Preceding Year 06/30/19	First Preceding Year 06/30/20		Account Number	Account Description					
Tab 23			Tab 23		Commissioners			Tab 23	
1	-	-	-	1	2.20-400.00-390.00-000-00	Reimbursement-Misc	-	-	-
2	-	85,980	30,717	2	2.20-400.00-390.88-110-00	IGS - 1.10 General Fund	37,707	37,707	37,707
3	-	47,650	90,339	3	2.20-400.00-390.88-110-01	IGS - 1.10 General Fund - Other/Non Dept	-	-	-
4	From Fund 1.11 2019-2020 Budget	83,224	59,262	4	2.20-400.00-390.88-115-00	IGS - 1.15 Road	118,824	118,824	118,824
5		240	253	5	2.20-400.00-390.88-125-00	IGS - 1.25 Law Library	299	299	299
6	-	1,400	-	6	2.20-400.00-390.88-127-00	IGS - 1.27 Econ Development	-	-	-
7	-	10,268	78,964	7	2.20-400.00-390.88-128-00	IGS - 1.28 Sheriff-SAR/Mar/For/P&P	98,350	98,350	98,350
8	-	-	-	8	2.20-400.00-390.88-130-00	IGS - 1.30 Brookings Airport	-	-	-
9	-	1,236	1,216	9	2.20-400.00-390.88-137-00	IGS - 1.37 Towers	1,328	1,328	1,328
10	-	2,068	-	10	2.20-400.00-390.88-140-00	IGS - 1.40 County Parks	-	-	-
11	-	-	459	11	2.20-400.00-390.88-190-00	IGS - 1.90 Other Special Revenues - Solid Waste	495	495	495
12	-	111	-	12	2.20-400.00-390.88-212-00	IGS - 2.12 Victims' Assistance	-	-	-
13	-	-	-	13	2.20-400.00-390.88-213-00	IGS - 2.13 Child Advocacy	-	-	-
14	-	4,324	3,624	14	2.20-400.00-390.88-214-00	IGS - 2.14 County Fair	8,212	8,212	8,212
15	-	3,176	23,004	15	2.20-400.00-390.88-217-00	IGS - 2.17 Community Development	28,492	28,492	28,492
16	-	2,732	7,328	16	2.20-400.00-390.88-219-00	IGS - 2.19 Public Health	1,650	1,650	1,650
17	-	3,052	5,965	17	2.20-400.00-390.88-221-00	IGS - 2.21 Internal Services	6,990	6,990	6,990
18	-	-	-	18	2.20-400.00-390.88-222-00	IGS - 2.22 Vehicle Replacement	-	-	-
19	-	-	-	19	2.20-400.00-390.88-224-00	IGS - 2.24 Road Cap Improvement	-	-	-
20	-	-	-	20	2.20-400.00-390.88-231-00	IGS - 2.31 Cable TV Franchise	-	-	-
21	-	2,488	-	21	2.20-400.00-390.88-233-00	IGS - 2.33 Building Repair & Construction Projects	-	-	-
22	-	-	-	22	2.20-400.00-391.00-000-00	Tran in - Gen Fund Other Requirements	-	-	-
23	-	-	-	23	2.20-400.00-399.01-000-00	Assigned Fund Balance	-	-	-
24	-	247,949	301,131	24	TOTAL RESOURCES		302,347	302,347	302,347
25	-	210,998	211,541	25	2.20-400.00-490.00-105-00	Sal - Elected	205,380	205,380	205,380
26	-	43,200	43,200	26	2.20-400.00-490.00-213-00	Ben - Health Insurance	46,800	46,800	46,800
27	-	190	190	27	2.20-400.00-490.00-214-00	Ben - Life Insurance	208	208	208
28	-	15,291	16,183	28	2.20-400.00-490.00-220-00	Ben - FICA	15,712	15,712	15,712
29	-	10,578	10,901	29	2.20-400.00-490.00-230-00	Ben - PERS - County Portion	14,828	14,828	14,828
30	-	233	284	30	2.20-400.00-490.00-260-00	Ben - Worker's Compensation	276	276	276
31	-	135	86	31	2.20-400.00-490.00-290-00	Ben - OR W/C Assessment	86	86	86
32	-	280,624	282,385	32	TOTAL Personnel SERVICES		283,290	283,290	283,290

L I N E #	HISTORICAL DATA			L I N E #	RESOURCE/REQUIREMENT DESCRIPTION ADOPTED	1 Budget For 2021-2022 Year			L I N E #	
	Actual		10 Adopted Budget This Year 06/30/21			2021-2022 Proposed by Budget Officer	2021-2022 Approved by Budget Committee	2021-2022 Adopted by Governing Body		
	Audited Second Preceding Year 06/30/19	Unaudited First Preceding Year 06/30/20								
1	-	1,434	2,200	1	2.20-400.00-490.00-315-00	Conference Fees	2,200	2,200	2,200	1
2	-	1,374	600	2	2.20-400.00-490.00-416-00	Util - Cellular Telephone	960	960	960	2
3	-	1,196	1,447	3	2.20-400.00-490.00-521-00	Gen Liab Ins	1,447	1,447	1,447	3
4	-	666	1,200	4	2.20-400.00-490.00-550-00	Copying & Printing	900	900	900	4
5	-	3,191	1,600	5	2.20-400.00-490.00-580-00	Travel - Meals & Lodging	1,600	1,600	1,600	5
6	-	-	4,300	6	2.20-400.00-490.00-581-00	IGS - 1.15 Assigned Vehicles	4,300	4,300	4,300	6
7	-	-	3,000	7	2.20-400.00-490.00-582-00	IGS - 1.15 Motor Pool	3,000	3,000	3,000	7
8	-	-	-	8	2.20-400.00-490.00-581-00	IGS - Assigned Vehicles	-	-	-	8
9	-	4,198	-	9	2.20-400.00-490.00-582-00	IGS - Motor Pool	-	-	-	9
10	-	83	3,000	10	2.20-400.00-490.00-583-00	Travel - Mileage Allowance	3,000	3,000	3,000	10
11	-	1,507	900	11	2.20-400.00-490.00-584-00	Travel - Transportation	900	900	900	11
12	-	47	150	12	2.20-400.00-490.00-600-00	Sup - Office	400	400	400	12
13	-	272	200	13	2.20-400.00-490.00-606-00	Sup - Event Food Supplies	200	200	200	13
14	-	-	-	14	2.20-400.00-490.00-610-00	Sup - Non-Capital Furniture	-	-	-	14
15	-	376	149	15	2.20-400.00-490.00-615-00	Other Materials & Services	150	150	150	15
16	-	14,344	18,746	16		TOTAL MATERIALS & SERVICES	19,057	19,057	19,057	16
17	-	294,968	301,131	17		TOTAL REQUIREMENTS	302,347	302,347	302,347	17
18	-	(47,019)	-	18		ENDING FUND BALANCE	-	-	-	18

L I N E #	HISTORICAL DATA			10 Adopted Budget This Year 06/30/20
	Actual			
	Audited	Unaudited		
	Second Preceeding Year 06/30/18	First Preceeding Year 06/30/19		

Tab 13			
1	5,284	-	
2	35,484	37,398	
3	37,152	37,384	
4	35,410	35,273	
5	122	113	
6	540	523	
7	5,817	5,220	
8	156	-	
9	594	558	
10	1,223	1,098	
11	-	148	
12	231	268	
13	1,803	1,669	
14	2,134	1,486	
15	-	652	
16	1,905	1,768	
17	-	-	
18	-	-	
19	-	-	
20	1,267	1,056	
21	-	1,343	
22	-	72,833	
23	-	360	
24	129,122	199,150	
25	66,994	130,700	
26	38,726	37,632	
27	111	144	
28	4,781	9,103	
29	4,992	6,245	
30	113	144	
31	112	90	
32	115,829	184,058	

L I N E #	RESOURCE/REQUIREMENT DESCRIPTION CLOSED	1 Budget for next Year 2020-2021			L I N E #
		2020-2021			
		Proposed by Budget Officer	Approved by Budget Committee	Adopted by Governing Body	
		Account Number	Account Description		
1	1.11-411.10-390.00-000-00	Reimbursement-Misc			1
2	1.11-411.10-390.88-110-00	IGS - 1.10 General Fund - Depts	197,586		2
3	1.11-411.10-390.88-110-01	IGS - 1.10 General Fund - Other	90,775		3
4	1.11-411.10-390.88-115-00	IGS - 1.15 Road	41,995		4
5	1.11-411.10-390.88-125-00	IGS - 1.25 Law Library	476		5
6	1.11-411.10-390.88-127-00	IGS - 1.27 Econ Development	4,194		6
7	1.11-411.10-390.88-128-00	IGS - 1.28 Sheriff-SAR/Mar/For/F&P	17,707		7
8	1.11-411.10-390.88-130-00	IGS - 1.30 Brookings Airport	#REF!		8
9	1.11-411.10-390.88-137-00	IGS - 1.37 Towers	2,276		9
10	1.11-411.10-390.88-140-00	IGS - 1.40 County Parks	4,185		10
11	1.11-411.10-390.88-212-00	IGS - 2.12 Victim's Assistance	#REF!		11
12	1.11-411.10-390.88-213-00	IGS - 2.13 Child Advocacy	#REF!		12
13	1.11-411.10-390.88-214-00	IGS - 2.14 County Fair	6,746		13
14	1.11-411.10-390.88-217-00	IGS - 2.17 Community Development	#REF!		14
15	1.11-411.10-390.88-219-00	IGS - 2.19 Public Health Environmental	6,153		15
16	1.11-411.10-390.88-221-00	IGS - 2.21 General Services	4,811		16
17	1.11-411.10-390.88-222-00	IGS - 2.22 Vehicle Replacement	0		17
18	1.11-411.10-390.88-224-00	IGS - 2.24 Road Cap Improvement	#REF!		18
19	1.11-411.10-390.88-231-00	IGS - 2.31 Cable TV Franchise	#REF!		19
20	1.11-411.10-390.88-233-00	IGS - 2.33 Building Repair & Constrtn Projects	0		20
21	1.11-411.10-390.88-423-00	IGS - 2.50 Justice Rvest 17-19			21
22	1.11-411.10-391.00-000-00	Trans in - Gen Fund Other Requirements			22
23	1.11-411.10-399.00-000-00	Assigned Fund Balance			23
24	TOTAL RESOURCES		10		24
25	1.11-411.10-400.00-105-00	Sal - Elected			25
26	1.11-411.10-490.00-213-00	Ben - Health Insurance			26
27	1.11-411.10-490.00-214-00	Ben - Life Insurance			27
28	1.11-411.10-490.00-220-00	Ben - FICA			28
29	1.11-411.10-490.00-230-00	Ben - PERS - County Portion			29
30	1.11-411.10-490.00-260-00	Ben - Worker's Compensation			30
31	1.11-411.10-490.00-290-00	Ben - OR W/C Assessment			31
32	TOTAL Personnel SERVICES		1		32

Commissioners Fund is moved to the Admin Fund With The 2018-19 Budget

L I N E #	HISTORICAL DATA			L I N E #	RESOURCE/REQUIREMENT DESCRIPTION CLOSED		Budget for next Year 2020-2021			L I N E #
	Actual		Adopted Budget This Year 06/30/20							
	Audited Second Preceeding Year 06/30/18	Unaudited First Preceeding Year 06/30/19					2020-2021 Proposed by Budget Officer	Approved by Budget Committee	Adopted by Governing Body	
1	475	1,590		1	1.11-411.10-490.00-315-00					1
2	624	1,040		2	1.11-411.10-490.00-416-00					2
3	463	495		3	1.11-411.10-490.00-521-00					3
4	507	488		4	1.11-411.10-490.00-524-00					4
5	-	-		5	1.11-411.10-490.00-541-00					5
6	1,153	1,190		6	1.11-411.10-490.00-550-00					6
7	643	3,711		7	1.11-411.10-490.00-580-00					7
8	8,126	-		8	1.11-411.10-490.00-581-00					8
9	701	5,057		9	1.11-411.10-490.00-582-00					9
10	-	1,265		10	1.11-411.10-490.00-583-00					10
11	39	39		11	1.11-411.10-490.00-584-00					11
12	-	26		12	1.11-411.10-490.00-600-00					12
13	102	77		13	1.11-411.10-490.00-606-00					13
14	-	-		14	1.11-411.10-490.00-610-00					14
15	100	115		15	1.11-411.10-490.00-615-00					15
16	12,932	15,092		16	TOTAL MATERIALS & SERVICES		2			16
17	128,762	199,150		17	TOTAL REQUIREMENTS		9			17
18	360	-		18	ENDING FUND BALANCE					18

REFERENCED ONLY

L I N E #	HISTORICAL DATA			L I N E #	RESOURCE/REQUIREMENT DESCRIPTION ADOPTED	1 Budget For 2021-2022 Year			L I N E #	
	Actual		10 Adopted Budget This Year 06/30/21			2021-2022 Proposed by Budget Officer	2021-2022 Approved by Budget Committee	2021-2022 Adopted by Governing Body		
	Audited	Unaudited								
Second Preceding Year 06/30/19	First Preceding Year 06/30/20		Account Number	Account Description						
Tab 23			Tab 23	ADMIN SERVICES FUND - BOC Office			Tab 23			
1	-	-	-	1	2.20-411.10-321.70-000-00	License - Social Gaming	-	-	1	
2	3	1	-	2	2.20-411.10-380.00-000-00	Misc Revenue	-	-	2	
3	10,000	-	-	3	2.20-411.10-390.00-000-00	Reimbursement - Misc			3	
4	86,357	63,060	21,923	4	2.20-411.10-390.88-110-00	IGS - 1.10 General Fund	17,336	17,336	17,336	4
5	81,452	61,048	42,299	5	2.20-411.10-390.88-115-00	IGS - 1.15 Road	54,629	54,629	54,629	5
6	268	176	181	6	2.20-411.10-390.88-125-00	IGS - 1.25 Law Library	138	138	138	6
7	1,208	1,028	-	7	2.20-411.10-390.88-127-00	IGS - 1.27 Econ Development	-	-	-	7
8	12,060	7,536	56,362	8	2.20-411.10-390.88-128-00	IGS - 1.28 Sheriff-SAR/Mar/For/P&P	45,215	45,215	45,215	8
9	-	-	-	9	2.20-411.10-390.88-130-00	IGS - 1.30 Brookings Airport	-	-	-	9
10	1,292	908	868	10	2.20-411.10-390.88-137-00	IGS - 1.37 Towers	610	610	610	10
11	2,538	1,516	-	11	2.20-411.10-390.88-140-00	IGS - 1.40 County Parks	-	-	-	11
12	-	-	328	12	2.20-411.10-390.88-190-00	IGS - 1.90 Other Special Revenues - Solid Waste	228	228	228	12
12	193	153	-	12	2.20-411.10-390.88-212-00	IGS - 2.12 Victims' Assistance	-	-	-	12
13	621	-	-	13	2.20-411.10-390.88-213-00	IGS - 2.13 Child Advocacy	-	-	-	13
14	3,852	3,172	2,587	14	2.20-411.10-390.88-214-00	IGS - 2.14 County Fair	3,776	3,776	3,776	14
15	3,432	2,332	16,420	15	2.20-411.10-390.88-217-00	IGS - 2.17 Comm Development	13,101	13,101	13,101	15
16	1,504	2,004	5,161	16	2.20-411.10-390.88-219-00	IGS - 2.19 Public Health Environmental	758	758	758	16
17	4,083	2,240	4,258	17	2.20-411.10-390.88-221-00	IGS - 2.21 General Services	3,214	3,214	3,214	17
18	156	469	-	18	2.20-411.10-390.88-221-05	IGS - Motor Pool	-	-	-	18
19	-	-	-	19	2.20-411.10-390.88-222-00	IGS - 2.22 Vehicle Replacement	-	-	-	19
20	-	-	-	20	2.20-411.10-390.88-224-00	IGS - 2.24 Road Cap Improvement	-	-	-	20
21	-	-	-	21	2.20-411.10-390.88-231-00	IGS - 2.31 Cable TV Franchise	-	-	-	21
22	2,439	1,824	-	22	2.20-411.10-390.88-233-00	IGS - 2.33 Building Repair & Construction Projects	-	-	-	22
23	1,343	-	-	23	2.20-411.10-390.88-423-51	IGS 2.50 Justice Rvest 17-19	-	-	-	23
24	251	-	-	24	2.20-411.10-391.00-110-00	Tran In - 1.10 Gen Fund Other Req	-	-	-	24
25	-	-	-	25	2.20-411.10-399.01-000-00	Assigned Fund Balance	-	-	-	25
26	213,052	147,467	150,387	26	TOTAL RESOURCES		139,005	139,005	139,005	26

L I N E #	HISTORICAL DATA			L I N E #	RESOURCE/REQUIREMENT DESCRIPTION ADOPTED	1 Budget For 2021-2022 Year			L I N E #	
	Actual		10 Adopted Budget This Year 06/30/21			2021-2022 Proposed by Budget Officer	2021-2022 Approved by Budget Committee	2021-2022 Adopted by Governing Body		
	Audited Second Preceding Year 06/30/19	Unaudited First Preceding Year 06/30/20								
1	141,952	84,579	86,415	1	2.20-411.10-490.00-110-00	Sal - Regular	81,181	81,181	81,181	1
2	4,797	-	5,400	2	2.20-411.10-490.00-120-00	Sal - Irregular	2,400	2,400	2,400	2
3	27,600	23,025	23,400	3	2.20-411.10-490.00-213-00	Ben - Health Insurance	21,060	21,060	21,060	3
4	98	72	118	4	2.20-411.10-490.00-214-00	Ben - Life Insurance	96	96	96	4
5	11,056	6,318	7,024	5	2.20-411.10-490.00-220-00	Ben - FICA	6,394	6,394	6,394	5
6	8,640	12,964	13,360	6	2.20-411.10-490.00-230-00	Ben - PERS - County Portion	17,584	17,584	17,584	6
7	-	459	389	7	2.20-411.10-490.00-250-00	Ben - Unemployment Insurance	627	627	627	7
8	747	374	422	8	2.20-411.10-490.00-260-00	Ben - Worker's Compensation	315	315	315	8
9	104	63	77	9	2.20-411.10-490.00-290-00	Ben - OR W/C Assessment	66	66	66	9
10	1,008	-	-	10	2.20-411.10-490.00-295-00	IGS - 3.10 Unemp Self Ins Reserve	-	-	-	10
11	196,002	127,853	136,605	11		TOTAL Personnel SERVICES	129,723	129,723	129,723	11
12	505	-	1,200	12	2.20-411.10-490.00-310-00	Pro Svcs - Training & Ed	600	600	600	12
13	77	-	-	13	2.20-411.10-490.00-330-00	Pro Svcs - Manager Search	-	-	-	13
14	757	72	500	14	2.20-411.10-490.00-416-00	Util - Cellular Phone	500	500	500	14
15	-	-	500	15	2.20-411.10-490.00-438-00	Rep & Maint - Software	-	-	-	15
16	845	595	720	16	2.20-411.10-490.00-521-00	Ins - Liability - General	720	720	720	16
17	-	478	562	17	2.20-411.10-490.00-524-00	Property Ins	562	562	562	17
18	597	-	1,200	18	2.20-411.10-490.00-541-00	Advertising - Legal	1,200	1,200	1,200	18
19	-	-	-	19	2.20-411.10-490.00-542-00	Advertising - Other	-	-	-	19
20	973	1,235	800	20	2.20-411.10-490.00-550-00	Copying & Printing	800	800	800	20
21	72	-	2,400	21	2.20-411.10-490.00-580-00	Travel - Meals & Lodging	1,200	1,200	1,200	21
22	-	-	-	22	2.20-411.10-490.00-581-00	IGS - 2.21 Assigned Vehicles	-	-	-	22
23	-	-	500	23	2.20-411.10-490.00-582-00	IGS - 1.15 Motor Pool	500	500	500	23
24	1,087	1,181	-	24	2.20-411.10-490.00-582-00	IGS - 2.21 Motor Pool	-	-	-	24
25	112	16	500	25	2.20-411.10-490.00-583-00	Travel - Mileage Allowance	500	500	500	25
26	-	-	-	26	2.20-411.10-490.00-584-00	Travel - Transportation	-	-	-	26
27	159	51	200	27	2.20-411.10-490.00-595-00	Postage	200	200	200	27
28	1,248	1,014	1,200	28	2.20-411.10-490.00-600-00	Sup - Office	1,200	1,200	1,200	28
29	200	-	-	29	2.20-411.10-490.00-606-00	Meeting Food Supplies	-	-	-	29
30	9,705	-	2,500	30	2.20-411.10-490.00-610-00	Non-Capital- Furn/ Equip	300	300	300	30
31	380	269	300	31	2.20-411.10-490.00-615-00	Other Materials & Services - Water	300	300	300	31
32	212	71	200	32	2.20-411.10-490.00-640-00	Books & Periodicals	200	200	200	32
33	120	-	500	33	2.20-411.10-490.00-650-00	Dues - Membership	500	500	500	33
34	17,050	4,984	13,782	34		TOTAL MATERIALS & SERVICES	9,282	9,282	9,282	34
35	213,052	132,837	150,387	35		TOTAL REQUIREMENTS	139,005	139,005	139,005	35
36	-	14,630	-	36		ENDING FUND BALANCE	-	-	-	36

L I N E #	HISTORICAL DATA			L I N E #	RESOURCE/REQUIREMENT DESCRIPTION ADOPTED	1 Budget For 2021-2022 Year			L I N E #	
	Actual		10 Adopted Budget This Year 06/30/21			2021-2022 Proposed by Budget Officer	2021-2022 Approved by Budget Committee	2021-2022 Adopted by Governing Body		
	Audited Second Preceding Year 06/30/19	Unaudited First Preceding Year 06/30/20								
Tab 23			Tab 23		ADMIN SERVICES FUND - Accounting Dept.				Tab 23	
1	19	39	-	1	2.20-415.12-380.00-000-00	Misc Revenue	-	-	-	1
2	97,764	109,793	47,849	2	2.20-415.12-390.88-110-00	IGS - 1.10 General Fund	45,974	45,974	45,974	2
3	92,209	106,292	97,441	3	2.20-415.12-390.88-115-00	IGS - 1.15 Road	149,130	149,130	149,130	3
4	295	304	395	4	2.20-415.12-390.88-125-00	IGS - 1.25 Law Library	365	365	365	4
5	1,369	1,788	-	5	2.20-415.12-390.88-127-00	IGS - 1.27 Econ Development	-	-	-	5
6	13,648	13,120	123,008	6	2.20-415.12-390.88-128-00	IGS - 1.28 Sheriff-SAR/Mar/For/P&P	119,905	119,905	119,905	6
7	-	-	-	7	2.20-415.12-390.88-130-00	IGS - 1.30 Brookings Airport	-	-	-	7
8	1,460	1,576	1,894	8	2.20-415.12-390.88-137-00	IGS - 1.37 Towers	1,618	1,618	1,618	8
9	2,871	2,640	-	9	2.20-415.12-390.88-140-00	IGS - 1.40 County Parks	-	-	-	9
10	-	-	715	10	2.20-415.12-390.88-190-00	IGS - 1.90 Other Special Revenues - Solid Waste	604	604	604	10
11	195	153	-	11	2.20-415.12-390.88-212-00	IGS - 2.12 Victims' Assistance	-	-	-	11
12	4,830	1,362	-	12	2.20-415.12-390.88-212-01	IGS - 2.12 VOCA Grant	-	-	-	12
13	700	-	-	13	2.20-415.12-390.88-213-00	IGS - 2.13 Child Advocacy	-	-	-	13
14	4,362	5,520	5,646	14	2.20-415.12-390.88-214-00	IGS - 2.14 County Fair	10,014	10,014	10,014	14
15	3,885	4,056	35,836	15	2.20-415.12-390.88-217-00	IGS - 2.17 Comm Development	34,736	34,736	34,736	15
16	1,703	3,488	11,264	16	2.20-415.12-390.88-219-00	IGS - 2.19 Public Health	2,011	2,011	2,011	16
17	4,621	3,900	4,191	17	2.20-415.12-390.88-221-00	IGS - 2.21 General Services	4,277	4,277	4,277	17
18	2,508	3,008	-	18	2.20-415.12-390.88-222-00	IGS - 2.22 Vehicle Replacement	-	-	-	18
19	-	-	-	19	2.20-415.12-390.88-224-00	IGS - 2.24 Road Cap Improvement	-	-	-	19
20	-	-	-	20	2.20-415.12-390.88-231-00	IGS - 2.31 Cable TV Franchise	-	-	-	20
21	2,759	3,180	-	21	2.20-415.12-390.88-233-00	IGS - 2.33 Building Repair & Construction Projects	-	-	-	21
23	-	-	1,122	23	2.20-415.12-390.88-219-01	IGS - 2.19 Grant Admin - PH Env.	-	-	-	23
24	-	-	5,990	24	2.20-415.12-390.88-219-02	IGS - 2.19 Grant Admin - Family	-	-	-	24
25	-	-	3,633	25	2.20-415.12-390.88-219-03	IGS - 2.19 Grant Admin - PHEP	-	-	-	25
26	-	-	5,163	26	2.20-415.12-390.88-219-04	IGS - 2.19 Grant Admin - Admn	-	-	-	26
27	-	3,065	1,022	27	2.20-415.12-390.88-250-16	IGS - 2.50 Grant #16 VOCA Basic	1,022	1,022	1,022	27
28	-	-	3,065	28	2.20-415.12-390.88-250-17	IGS - 2.50 Grant #17 VOCA Basic	338	338	338	28
22	286	-	-	22	2.20-415.12-391.00-110-00	Tran In - 1.10 Gen Fund Other Req	-	-	-	22
29	-	-	-	29	2.20-415.12-399.01-000-00	Assigned Fund Balance	-	-	-	29
30	235,484	263,284	348,234	30	TOTAL RESOURCES		369,994	369,994	369,994	30

L I N E #	HISTORICAL DATA			L I N E #	RESOURCE/REQUIREMENT DESCRIPTION ADOPTED	1 Budget For 2021-2022 Year			L I N E #	
	Actual		10 Adopted Budget This Year 06/30/21			2021-2022 Proposed by Budget Officer	2021-2022 Approved by Budget Committee	2021-2022 Adopted by Governing Body		
	Audited Second Preceding Year 06/30/19	Unaudited First Preceding Year 06/30/20								
1	111,938	100,998	152,888	1	2.20-415.12-490.00-110-00	Sal - Regular	162,127	162,127	162,127	1
2	-	80	-	2	2.20-415.12-490.00-120-00	Sal - Irregular	-	-	-	2
3	-	5,323	6,048	3	2.20-415.12-490.00-130-00	Sal - Overtime	-	-	-	3
4	-	-	-	4	2.20-415.12-490.00-213-10	Ben - HRA VEBA	1,200	1,200	1,200	4
5	28,000	29,156	35,100	5	2.20-415.12-490.00-213-00	Ben - Health Insurance	41,340	41,340	41,340	5
6	122	125	149	6	2.20-415.12-490.00-214-00	Ben - Life Insurance	162	162	162	6
7	8,502	7,969	12,110	7	2.20-415.12-490.00-220-00	Ben - FICA	12,403	12,403	12,403	7
8	20,736	10,806	19,342	8	2.20-415.12-490.00-230-00	Ben - PERS - County Portion	35,117	35,117	35,117	8
9	-	728	987	9	2.20-415.12-490.00-250-00	Ben - Unemployment Insurance	1,216	1,216	1,216	9
10	71	71	540	10	2.20-415.12-490.00-260-00	Ben - Worker's Compensation	591	591	591	10
11	91	86	103	11	2.20-415.12-490.00-290-00	Ben - OR W/C Assessment	121	121	121	11
12	828	-	-	12	2.20-415.12-490.00-295-00	IGS - 3.10 Unemp Self Ins Reserve	-	-	-	12
13	170,287	155,342	227,267	13		TOTAL Personnel SERVICES	254,277	254,277	254,277	13
14	500	594	500	14	2.20-415.12-490.00-310-00	Pro Svcs - Training & Ed	450	450	450	14
15	47,850	40,736	123,000	15	2.20-415.12-490.00-325-00	Pro Svcs - Audit & Acctg	76,500	76,500	76,500	15
16	-	125	-	16	2.20-415.12-490.00-330-00	Pro Svcs - General	-	-	-	16
17	1,128	1,177	1,150	17	2.20-415.12-490.00-390-00	Bank Fees - A/P	150	150	150	17
18	-	79	-	18	2.20-415.12-490.00-430-00	Rep & Maint - Equipment	500	500	500	18
19	6,384	5,028	6,500	19	2.20-415.12-490.00-438-00	Maint - Caselle Software	30,000	30,000	30,000	19
20	969	1,069	1,667	20	2.20-415.12-490.00-521-00	Ins - Liability - General	1,667	1,667	1,667	20
21	2,628	2,703	3,000	21	2.20-415.12-490.00-541-00	Advertising - Legal	1,000	1,000	1,000	21
22	155	300	-	22	2.20-415.12-490.00-542-00	Advertising - Other	-	-	-	22
23	810	893	800	23	2.20-415.12-490.00-550-00	Copying & Printing	800	800	800	23
24	1,326	1,750	2,400	24	2.20-415.12-490.00-580-00	Travel - Meals & Lodging	1,500	1,500	1,500	24
25	362	-	-	25	2.20-415.12-490.00-583-00	Travel - Mileage Allowance	-	-	-	25
26	345	3	-	26	2.20-415.12-490.00-584-00	Travel - Transportation	-	-	-	26
27	-	-	-	27	2.20-415.12-490.00-586-00	Computer Software	-	-	-	27
28	854	933	1,000	28	2.20-415.12-490.00-595-00	Postage	1,000	1,000	1,000	28
29	1,538	2,825	1,000	29	2.20-415.12-490.00-600-00	Sup - Office	1,500	1,500	1,500	29
30	1,245	208	-	30	2.20-415.12-490.00-610-00	Non-Capital- Furn/ Equip	-	-	-	30
31	337	537	274	31	2.20-415.12-490.00-615-00	Other Materials & Services	300	300	300	31
32	110	405	-	32	2.20-415.12-490.00-650-00	Dues - Membership OGFOA	350	350	350	32
33	66,541	59,363	141,291	33		TOTAL MATERIALS & SERVICES	115,717	115,717	115,717	33
34	-	-	-	34	2.20-415.12-490.00-745-00	Cap Outlay - Other Capital	-	-	-	34
35	-	-	-	35		TOTAL CAPITAL OUTLAY	-	-	-	35
36	-	-	-	36	2.20-415.12-496.00-000-00	Operating Contingency	-	-	-	36
37	-	-	-	37		Total Contingency	-	-	-	37
38	236,828	214,704	368,558	38		TOTAL REQUIREMENTS	369,994	369,994	369,994	38
39	(1,344)	48,580	(20,324)	39		ENDING FUND BALANCE	-	-	-	39

L I N E #	HISTORICAL DATA			L I N E #	RESOURCE/REQUIREMENT DESCRIPTION ADOPTED	1 Budget For 2021-2022 Year			L I N E #	
	Actual		10 Adopted Budget This Year 06/30/21			2021-2022 Proposed by Budget Officer	2021-2022 Approved by Budget Committee	2021-2022 Adopted by Governing Body		
	Audited Second Preceding Year 06/30/19	Unaudited First Preceding Year 06/30/20								
Tab 23			Tab 23		ADMIN SERVICES FUND - County Counsel Dept				Tab 23	
1	200	130	-	1	2.20-415.30-380.00-000-00	Misc Revenue	-	-	-	1
2	93,558	104,290	35,649	2	2.20-415.30-390.88-110-00	IGS - 1.10 General Fund	29,823	29,823	29,823	2
3	88,233	100,936	68,780	3	2.20-415.30-390.88-115-00	IGS - 1.15 Road	93,981	93,981	93,981	3
4	1,309	1,696	-	4	2.20-415.30-390.88-127-00	IGS - 1.27 Econ Development	-	-	-	4
5	13,062	12,456	91,644	5	2.20-415.30-390.88-128-00	IGS - 1.28 Sheriff-SAR/Mar/For/P&P	77,785	77,785	77,785	5
6	-	-	-	6	2.20-415.30-390.88-130-00	IGS - 1.30 Brookings Airport	-	-	-	6
7	1,398	1,500	1,411	7	2.20-415.30-390.88-137-00	IGS - 1.37 Towers	1,050	1,050	1,050	7
8	2,746	2,508	-	8	2.20-415.30-390.88-140-00	IGS - 1.40 County Parks	-	-	-	8
9	-	-	533	9	2.20-415.30-390.88-190-00	IGS - 1.90 Other Special Revenues - Solid Waste	392	392	392	9
10	199	153	-	10	2.20-415.30-390.88-212-00	IGS - 2.12 Victims' Assistance	-	-	-	10
11	670	-	-	11	2.20-415.30-390.88-213-00	IGS - 2.13 Child Advocacy	-	-	-	11
12	4,176	5,244	4,206	12	2.20-415.30-390.88-214-00	IGS - 2.14 County Fair	6,496	6,496	6,496	12
13	3,716	3,852	26,700	13	2.20-415.30-390.88-217-00	IGS - 2.17 Comm Development	22,535	22,535	22,535	13
14	1,632	3,312	8,391	14	2.20-415.30-390.88-219-00	IGS - 2.19 Public Health Environmental	1,305	1,305	1,305	14
15	4,421	3,704	6,924	15	2.20-415.30-390.88-221-00	IGS - 2.21 General Services	5,528	5,528	5,528	15
16	-	-	-	16	2.20-415.30-390.88-222-00	IGS - 2.22 Vehicle Replacement	-	-	-	16
17	-	-	-	17	2.20-415.30-390.88-224-00	IGS - 2.24 Road Cap Improvement	-	-	-	17
18	-	-	-	18	2.20-415.30-390.88-231-00	IGS - 2.31 Cable TV Franchise	-	-	-	18
19	2,641	3,020	-	19	2.20-415.30-390.88-233-00	IGS - 2.33 Building Repair & Construction Projects	-	-	-	19
20	836	-	-	20	2.20-415.30-391.00-110-00	Trans In - 1.10 Gen Fund Other Req	-	-	-	20
21	-	-	-	21	2.20-415.30-399.01-000-00	Assigned Fund Balance	-	-	-	21
22	218,797	242,801	244,238	22	TOTAL RESOURCES		238,895	238,895	238,895	22
23	125,253	133,954	88,738	23	2.20-415.30-490.00-110-00	Sal - Regular	122,444	122,444	122,444	23
24	25,668	28,551	13,416	24	2.20-415.30-490.00-213-00	Ben - Health Insurance	28,236	28,236	28,236	24
25	122	115	142	25	2.20-415.30-490.00-214-00	Ben - Life Insurance	142	142	142	25
26	9,303	10,131	6,789	26	2.20-415.30-490.00-220-00	Ben - FICA	9,367	9,367	9,367	26
27	27,817	35,016	23,125	27	2.20-415.30-490.00-230-00	Ben - PERS - County Portion	26,521	26,521	26,521	27
28	-	558	473	28	2.20-415.30-490.00-250-00	Ben - Unemployment Insurance	918	918	918	28
29	93	99	81	29	2.20-415.30-490.00-260-00	Ben - Worker's Compensation	116	116	116	29
30	86	76	80	30	2.20-415.30-490.00-290-00	Ben - OR W/C Assessment	80	80	80	30
31	932	-	-	31	2.20-415.30-490.00-295-00	IGS - 3.10 Unemp Self Ins Reserve	-	-	-	31
32	189,274	208,502	132,844	32	TOTAL Personnel SERVICES		187,824	187,824	187,824	32

L I N E #	HISTORICAL DATA			L I N E #	RESOURCE/REQUIREMENT DESCRIPTION ADOPTED	1 Budget For 2021-2022 Year			L I N E #	
	Actual		10 Adopted Budget This Year 06/30/21			2021-2022 Proposed by Budget Officer	2021-2022 Approved by Budget Committee	2021-2022 Adopted by Governing Body		
	Audited	Unaudited								
Second Preceding Year 06/30/19	First Preceding Year 06/30/20		Account Number	Account Description						
1	390	269	800	1	2.20-415.30-490.00-310-00	Pro Svcs - Training & Ed	1,500	1,500	1,500	1
2	24,079	71,888	36,000	2	2.20-415.30-490.00-320-00	Pro Svcs - Legal	36,000	36,000	36,000	2
3	-	200	62,303	3	2.20-415.30-490.00-330-00	Pro Svcs - Consulting	200	200	200	3
4	889	982	1,991	4	2.20-415.30-490.00-521-00	Gen Liab Ins	1,991	1,991	1,991	4
5	-	-	-	5	2.20-415.30-490.00-524-00	Property Ins	-	-	-	5
6	709	96	1,000	6	2.20-415.30-490.00-541-00	Advertising - Legal	1,000	1,000	1,000	6
7	1,031	951	2,000	7	2.20-415.30-490.00-550-00	Copying & Printing	2,000	2,000	2,000	7
8	1,271	940	1,100	8	2.20-415.30-490.00-580-00	Travel - Meals & Lodging	1,100	1,100	1,100	8
9	-	-	400	9	2.20-415.30-490.00-582-00	IGS - 1.15 Motor Pool	-	-	-	9
10	-	-	-	10	2.20-415.30-490.00-582-00	IGS - 2.21 Motor Pool	-	-	-	10
11	530	723	900	11	2.20-415.30-490.00-583-00	Travel - Mileage Allowance	900	900	900	11
12	268	111	500	12	2.20-415.30-490.00-595-00	Postage	500	500	500	12
13	-	-	-	13	2.20-415.30-490.00-416-00	Util - Cellular Telephone	480	480	480	13
14	762	1,751	1,300	14	2.20-415.30-490.00-600-00	Sup - Office	1,300	1,300	1,300	14
15	-	106	1,000	15	2.20-415.30-490.00-610-00	Sup - Non-Capital Furn / Equip	2,000	2,000	2,000	15
16	222	286	500	16	2.20-415.30-490.00-615-00	Other Materials & Services	500	500	500	16
17	44	760	600	17	2.20-415.30-490.00-640-00	Books & Periodicals	600	600	600	17
18	672	657	1,000	18	2.20-415.30-490.00-650-00	Dues - Membership	1,000	1,000	1,000	18
19	-	-	-	19	2.20-415.30-490.00-651-00	Miscellaneous Fees	-	-	-	19
20	30,867	79,718	111,394	20		TOTAL MATERIALS & SERVICES	51,071	51,071	51,071	20
21	220,141	288,220	244,238	21		TOTAL REQUIREMENTS	238,895	238,895	238,895	21
22	(1,344)	(45,419)	-	22		ENDING FUND BALANCE	-	-	-	22

L I N E #	HISTORICAL DATA			L I N E #	RESOURCE/REQUIREMENT DESCRIPTION ADOPTED	1 Budget For 2021-2022 Year			L I N E #	
	Actual		10 Adopted Budget This Year 06/30/21			2021-2022 Proposed by Budget Officer	2021-2022 Approved by Budget Committee	2021-2022 Adopted by Governing Body		
	Audited	Unaudited								
Second Preceding Year 06/30/19	First Preceding Year 06/30/20		Account Number	Account Description						
Tab 23			Tab 23	ADMIN SERVICES FUND - Payroll/Personnel Dept			Tab 23			
1	6	-	-	1	2.20-415.50-380.00-000-00	Misc. Revenue	-	-	-	1
2	39,411	44,129	23,747	2	2.20-415.50-390.88-110-00	IGS - 1.10 General Fund	15,549	15,549	15,549	2
3	37,293	42,844	45,820	3	2.20-415.50-390.88-115-00	IGS - 1.15 Road	49,000	49,000	49,000	3
4	120	124	196	4	2.20-415.50-390.88-125-00	IGS - 1.25 Law Library	123	123	123	4
5	556	720	-	5	2.20-415.50-390.88-127-00	IGS - 1.27 Econ Development	-	-	-	5
6	5,519	5,288	61,050	6	2.20-415.50-390.88-128-00	IGS - 1.28 Sheriff-SAR/Mar/For/P&P	40,556	40,556	40,556	6
7	1,162	1,064	-	7	2.20-415.50-390.88-140-00	IGS - 1.40 County Parks	-	-	-	7
8	-	-	355	8	2.20-415.50-390.88-190-00	IGS - 1.90 Other Special Revenues - Solid Waste	204	204	204	8
9	198	153	-	9	2.20-415.50-390.88-212-00	IGS - 2.12 Victims' Assistance	-	-	-	9
10	284	-	-	10	2.20-415.50-390.88-213-00	IGS - 2.13 Child Advocacy	-	-	-	10
11	1,765	2,224	2,802	11	2.20-415.50-390.88-214-00	IGS - 2.14 County Fair	3,387	3,387	3,387	11
12	1,570	1,636	17,593	12	2.20-415.50-390.88-217-00	IGS - 2.17 Comm Development	11,684	11,684	11,684	12
13	688	1,408	5,665	13	2.20-415.50-390.88-219-00	IGS - 2.19 Public Health Environmental	680	680	680	13
14	-	-	2,080	14	2.20-415.50-390.88-221-00	IGS - 2.21 General Services	1,446	1,446	1,446	14
15	-	-	-	15	2.20-415.50-390.88-231-00	IGS - 2.31 Cable TV Franchise	-	-	-	15
16	1,115	1,280	-	16	2.20-415.50-390.88-233-00	IGS - 2.33 Building Repair & Construction Projects	-	-	-	16
17	-	1,022	338	17	2.20-415.50-390.88-250-16	IGS - 2.50 Grant #16 VOCA Basic	3,077	3,077	3,077	17
18	-	-	1,022	18	2.20-415.50-390.88-250-17	IGS - 2.50 Grant #17 VOCA Basic	1,360	1,360	1,360	18
19	179	-	-	19	2.20-415.50-391.00-110-00	Trans In - 1.10 Gen Fund Other Req	-	-	-	19
20	-	-	-	20	2.20-415.50-399.01-000-00	Assigned Fund Balance	-	-	-	20
21	89,866	101,892	160,668	21	TOTAL RESOURCES		127,066	127,066	127,066	21

L I N E #	HISTORICAL DATA			L I N E #	RESOURCE/REQUIREMENT DESCRIPTION ADOPTED	1 Budget For 2021-2022 Year			L I N E #	
	Actual		10 Adopted Budget This Year 06/30/21			2021-2022 Proposed by Budget Officer	2021-2022 Approved by Budget Committee	2021-2022 Adopted by Governing Body		
	Audited Second Preceding Year 06/30/19	Unaudited First Preceding Year 06/30/20								
1	53,482	57,192	63,976	1	2.20-415.50-490.00-110-00	Sal - Regular	65,261	65,261	65,261	1
2	-	-	-	2	2.20-415.50-490.00-213-10	Ben - HRA VEBA	-	-	-	2
3	13,800	15,350	15,600	3	2.20-415.50-490.00-213-00	Ben - Health Insurance	15,600	15,600	15,600	3
4	79	79	79	4	2.20-415.50-490.00-214-00	Ben - Life Insurance	79	79	79	4
5	3,953	4,273	4,391	5	2.20-415.50-490.00-220-00	Ben - FICA	4,992	4,992	4,992	5
6	11,867	14,777	14,957	6	2.20-415.50-490.00-230-00	Ben - PERS - County Portion	18,762	18,762	18,762	6
7	-	303	430	7	2.20-415.50-490.00-250-00	Ben - Unemployment Insurance	489	489	489	7
8	32	37	45	8	2.20-415.50-490.00-260-00	Ben - Worker's Compensation	52	52	52	8
9	43	39	46	9	2.20-415.50-490.00-290-00	Ben - OR W/C Assessment	46	46	46	9
10	396	-	-	10	2.20-415.50-490.00-295-00	IGS - 3.10 Unemp Self Ins Reserve	-	-	-	10
11	83,651	92,049	99,524	11		TOTAL Personnel SERVICES	105,281	105,281	105,281	11
12	50	-	70	12	2.20-415.50-490.00-310-00	Pro Svcs - Training & Ed	150	150	150	12
13	740	777	800	13	2.20-415.50-490.00-390-00	Bank Fees - PR	800	800	800	13
14	-	79	-	14	2.20-415.50-490.00-430-00	Rep & Maint - Equipment	-	-	-	14
15	3,192	2,514	3,200	15	2.20-415.50-490.00-438-00	Rep & Maint - Software	14,850	14,850	14,850	15
16	367	1,478	785	16	2.20-415.50-490.00-521-00	Gen Liab Ins	785	785	785	16
17	812	893	924	17	2.20-415.50-490.00-550-00	Copying & Printing	925	925	925	17
18	-	428	800	18	2.20-415.50-490.00-580-00	Travel - Meals & Lodging	800	800	800	18
19	63	276	-	19	2.20-415.50-490.00-582-00	IGS - 1.15 Motor Pool	275	275	275	19
20	63	276	275	20	2.20-415.50-490.00-582-00	IGS - 2.21 Motor Pool	-	-	-	20
21	-	-	-	21	2.20-415.50-490.00-583-00	Travel - Mileage Allowance	-	-	-	21
22	-	-	30,366	22	2.20-415.50-490.00-586-00	Computer Software	-	-	-	22
23	974	1,044	1,100	23	2.20-415.50-490.00-595-00	Postage	1,100	1,100	1,100	23
24	1,207	2,276	1,500	24	2.20-415.50-490.00-600-00	Sup - Office	1,500	1,500	1,500	24
25	-	938	900	25	2.20-415.50-490.00-610-00	Sup - Non-Capital Furn / Equip	500	500	500	25
26	154	182	100	26	2.20-415.50-490.00-615-00	Other Materials & Services	100	100	100	26
27	7,622	11,162	40,820	27		TOTAL MATERIALS & SERVICES	21,785	21,785	21,785	27
28	91,273	103,211	140,344	28		TOTAL REQUIREMENTS	127,066	127,066	127,066	28
29	(1,407)	(1,319)	20,324	29		ENDING FUND BALANCE	-	-	-	29

L I N E #	HISTORICAL DATA			L I N E #	RESOURCE/REQUIREMENT DESCRIPTION ADOPTED	1 Budget For 2021-2022 Year			L I N E #	
	Actual		10 Adopted Budget This Year 06/30/21			2021-2022 Proposed by Budget Officer	2021-2022 Approved by Budget Committee	2021-2022 Adopted by Governing Body		
	Audited	Unaudited								
Second Preceding Year 06/30/19	First Preceding Year 06/30/20		Account Number	Account Description						
Tab 23			Tab 23	ADMIN SERVICES FUND - Information Technology - Telecommunications Dept			Tab 23			
1	1,914	2,278	2,200	1	2.20-419.20-334.10-000-00	Grants - St - CAFFA	-	-	1	
2	146	-	-	2	2.20-419.20-380.00-000-00	Misc Revenue			2	
3	92,806	159,293	74,626	3	2.20-419.20-390.88-110-00	IGS - 1.10 General Fund	44,020	44,020	44,020	
4	92,184	154,212	143,984	4	2.20-419.20-390.88-115-00	IGS - 1.15 Road	138,718	138,718	138,718	
5	295	444	615	5	2.20-419.20-390.88-125-00	IGS - 1.25 Law Library	350	350	350	
6	1,369	2,592	-	6	2.20-419.20-390.88-127-00	IGS - 1.27 Econ Development	-	-	-	
7	13,644	19,028	191,848	7	2.20-419.20-390.88-128-00	IGS - 1.28 Sheriff-SAR/Mar/For/P&P	114,815	114,815	114,815	
8	-	-	-	8	2.20-419.20-390.88-130-00	IGS - 1.30 Brookings Airport	-	-	-	
9	1,462	2,288	2,954	9	2.20-419.20-390.88-137-00	IGS - 1.37 Towers	1,550	1,550	1,550	
10	2,869	3,832	-	10	2.20-419.20-390.88-140-00	IGS - 1.40 County Parks	-	-	-	
11	-	-	1,115	11	2.20-419.20-390.88-190-00	IGS - 1.90 Other Special Revenues - Solid Waste	578	578	578	
12	215	153	-	12	2.20-419.20-390.88-212-00	IGS - 2.12 Victims' Assistance	-	-	-	
13	-	-	-	13	2.20-419.20-390.88-213-00	IGS - 2.13 Child Advocacy	-	-	-	
14	-	-	-	14	2.20-419.20-390.88-214-00	IGS - 2.14 County Fair	-	-	-	
15	3,884	5,884	55,893	15	2.20-419.20-390.88-217-00	IGS - 2.17 Comm Development	33,260	33,260	33,260	
16	1,702	5,060	17,565	16	2.20-419.20-390.88-219-00	IGS - 2.19 Public Health Environmental	1,926	1,926	1,926	
17	4,621	5,656	14,494	17	2.20-419.20-390.88-221-00	IGS - 2.21 General Services	8,160	8,160	8,160	
18	-	-	-	18	2.20-419.20-390.88-222-00	IGS - 2.22 Vehicle Replacement	-	-	-	
19	-	-	-	19	2.20-419.20-390.88-224-00	IGS - 2.24 Road Cap Improvement	-	-	-	
20	-	-	-	20	2.20-419.20-390.88-231-00	IGS - 2.31 Cable TV Franchise	-	-	-	
21	2,759	4,612	-	21	2.20-419.20-390.88-233-00	IGS - 2.33 Building Repair & Construction Projects	-	-	-	
22	1,344	-	-	22	2.20-419.20-390.88-423.51	IGS - 2.50 Justice Rvest 17-19	-	-	-	
23	-	-	-	23	2.20-419.20-399.01-000-00	Assigned Fund Balance	-	-	-	
24	221,214	365,332	505,294	24	TOTAL RESOURCES		343,377	343,377	343,377	24

L I N E #	HISTORICAL DATA			L I N E #	RESOURCE/REQUIREMENT DESCRIPTION ADOPTED	1 Budget For 2021-2022 Year			L I N E #	
	Actual		10 Adopted Budget This Year 06/30/21			2021-2022 Proposed by Budget Officer	2021-2022 Approved by Budget Committee	2021-2022 Adopted by Governing Body		
	Audited	Unaudited								
Second Preceding Year 06/30/19	First Preceding Year 06/30/20		Account Number	Account Description						
1	143,109	183,754	164,000	1	2.20-419.20-490.00-330-00	Pro Svcs - General	164,000	164,000	164,000	1
2	27,000	20,995	38,000	2	2.20-419.20-490.00-415-00	Util - Telephone - Internet		-	-	2
3	-	-	-	3	2.20-419.20-490.00-416-00	Util - Cellular Telephone		-	-	3
4	24,354	7,382	21,828	4	2.20-419.20-490.00-430-00	Rep & Maint - Equipment	8,000	8,000	8,000	4
5	856	1,478	1,577	5	2.20-419.20-490.00-521-00	Gen Liab Ins	1,577	1,577	1,577	5
6	-	958	61,889	6	2.20-419.20-490.00-586-00	Computer Software	72,000	72,000	72,000	6
7	60	179	500	7	2.20-419.20-490.00-600-00	Sup - Office		-	-	7
8	3,815	-	-	8	2.20-419.20-490.00-609-00	Sup - Other		-	-	8
9	-	3,425	-	9	2.20-419.20-490.00-610-00	Sup - Non-Capital Equipment		-	-	9
10	1,098	41,914	41,500	10	2.20-419.20-490.00-612-00	Sup - Non-Capital Computer Eq	35,000	35,000	35,000	10
11	-	-	-	11	2.20-419.20-490.00-613-00	Sup - Small Tools		-	-	11
12	-	-	-	12	2.20-419.20-490.00-615-00	Other Materials & Services		-	-	12
13	200,293	260,085	329,294	13		TOTAL MATERIALS & SERVICES	280,577	280,577	280,577	13
14	26,439	50,652	30,000	14	2.20-419.20-490.00-744-00	Cap Outlay - Virtual Server Rsrv	19,000	19,000	19,000	14
15	-	-	131,000	15	2.20-419.20-490.00-745-00	Cap Outlay - Phone Hardware Rsrv	30,000	30,000	30,000	15
16	26,439	50,652	161,000	16		TOTAL CAPITAL OUTLAY	49,000	49,000	49,000	16
17	-	-	13,800	17	2.20-419.20-490.00-849-00	Principal Payments	13,800	13,800	13,800	17
18	-	-	1,200	18	2.20-419.20-490.00-851-00	Debt Svc - Interest Payments		-	-	18
19	-	-	15,000	19		TOTAL DEBT SERVICES	13,800	13,800	13,800	19
20	-	-	-	20	2.20-419.20-496.00-000-00	Operating Contingency		-	-	20
21	-	-	-	21		Total Contingency		-	-	21
22	226,732	310,736	505,294	22		TOTAL REQUIREMENTS	343,377	343,377	343,377	22
23	(5,518)	54,595	-	23		ENDING FUND BALANCE	-	-	-	23

L I N E #	HISTORICAL DATA			L I N E #	RESOURCE/REQUIREMENT DESCRIPTION ADOPTED Account Number Account Description	1 Budget For 2021-2022 Year			L I N E #
	Actual		10 Adopted Budget This Year 06/30/21			2021-2022 Proposed by Budget Officer	2021-2022 Approved by Budget Committee	2021-2022 Adopted by Governing Body	
	Audited	Unaudited							
Tab 23				Tab 23	Building Repair & Construction Projects				Tab 23
1	-	-	-	1	2.20-419.40-380.00-000-00 Misc Revenue - Tax Credit		-	-	1
2				2	2.20-419.40-390.88-110-00 IGS - 1.10 Gen Fund-Other Require		-	-	2
3			65,000	3	2.20-419.40-391.00-000-00 Tran In - 2.21 Bldg Repair & Constr		-	-	3
4			244,851	4	2.20-419.40-391.10-000-00 Tran In - 1.10 GF-Other Req/Non Dept	282,318	282,318	282,318	4
5	-	-	-	5	2.20-419.40-391.99-000-00 Allocated Interest		-	-	5
6	-	-	-	6	2.20-419.40-399.01-000-00 Assigned Fund Balance	65,000	65,000	65,000	6
7	-	-	309,851	7	TOTAL RESOURCES	347,318	347,318	347,318	7
8	-	-	38,091	8	2.20-419.40-490.00-110-00 Sal-Regular	46,898	46,898	46,898	8
9	-	-	-	9	2.20-419.40-490.00-213-10 Ben - HRA VEBA	210	210	210	9
10	-	-	15,756	10	2.20-419.40-490.00-213-00 Ben-Health Insurance	13,260	13,260	13,260	10
11	-	-	76	11	2.20-419.40-490.00-214-00 Ben-Life Insurance	67	67	67	11
12	-	-	2,942	12	2.20-419.40-490.00-220-00 Ben-FICA	3,588	3,588	3,588	12
13	-	-	10,306	13	2.20-419.40-490.00-230-00 Ben-PERS-County Portion	10,158	10,158	10,158	13
14	-	-	336	14	2.20-419.40-490.00-250-00 Ben- Unemployment Insurance	352	352	352	14
15	-	-	1,259	15	2.20-419.40-490.00-260-00 Ben- Worker's Comp	867	867	867	15
16	-	-	85	16	2.20-419.40-490.00-290-00 Ben- OR W/C Assessment	39	39	39	16
17	-	-	-	17	2.20-419.40-490.00-295-00 IGS - 3.10 Unemp Reserve		-	-	17
18	-	-	68,851	18	TOTAL Personnel SERVICES	75,439	75,439	75,439	18

L I N E #	HISTORICAL DATA			L I N E #	RESOURCE/REQUIREMENT DESCRIPTION ADOPTED	1 Budget For 2021-2022 Year			L I N E #	
	Actual		10 Adopted Budget This Year 06/30/21			2021-2022 Proposed by Budget Officer	2021-2022 Approved by Budget Committee	2021-2022 Adopted by Governing Body		
	Audited Second Preceding Year 06/30/19	Unaudited First Preceding Year 06/30/20								
1	-	-	2,000	1	2.20-419.40-490.00-310-00	Conference Fees/Training & Education	-	-	-	1
2	-	-	9,000	2	2.20-419.40-490.00-330-00	Pro Svcs - General	9,000	9,000	9,000	2
3	-	-	59,350	3	2.20-419.40-490.00-431-00	R&M -Building	161,500	161,500	161,500	3
4	-	-	-	4	2.20-419.40-490.00-431-07	R&M -Courthouse Remodel	-	-	-	4
5	-	-	-	5	2.20-419.40-490.00-431-35	R&M - ADA Compliance	-	-	-	5
6	-	-	971	6	2.20-419.40-490.00-521-00	Gen Liab Ins	971	971	971	6
7	-	-	913	7	2.20-419.40-490.00-581-00	IGS - 2.21 Assigned Vehicles	913	913	913	7
8	-	-	4,191	8	2.20-419.40-490.00-820-00	IGS - 2.20 Finance	4,272	4,272	4,272	8
9	-	-	2,081	9	2.20-419.40-490.00-821-00	IGS - 2.20 Payroll / HR	1,445	1,445	1,445	9
10	-	-	3,122	10	2.20-419.40-490.00-822-00	IGS - 2.20 Counsel	2,772	2,772	2,772	10
11	-	-	6,536	11	2.20-419.40-490.00-826-00	IGS - 2.20 IT - Telcom	4,091	4,091	4,091	11
12	-	-	1,920	12	2.20-419.40-490.00-828-00	IGS - 2.20 BOC Office	1,611	1,611	1,611	12
13	-	-	2,692	13	2.20-419.40-490.00-830-00	IGS - 2.20 Commissioners	3,504	3,504	3,504	13
14	-	-	92,776	14		TOTAL MATERIALS & SERVICES	190,079	190,079	190,079	14
15	-	-	-	15	2.20-419.40-490.00-745-09	Cap - Annex HVAC	-	-	-	15
16	-	-	-	16	2.20-419.40-490.00-745-39	Cap - Annex Carpet	-	-	-	16
17	-	-	-	17	2.20-419.40-490.00-745-45	Cap Outlay-Other	-	-	-	17
18	-	-	-	18	2.20-419.40-490.00-745-46	Cap - Jail Elevator	-	-	-	18
19	-	-	-	19	2.20-419.40-490.00-745-42	Cap - Annex Carpet	-	-	-	19
20	-	-	-	20		TOTAL CAPITAL OUTLAY	-	-	-	20
21	-	-	11,500	21	2.20-419.40-490.00-849-00	Principal Payments	11,500	11,500	11,500	21
22	-	-	5,300	22	2.20-419.40-490.00-851-00	Debt Svc - Interest Payments	5,300	5,300	5,300	22
23	-	-	16,800	23		TOTAL DEBT SERVICES	16,800	16,800	16,800	23
24	-	-	65,000	24	2.20-419.40-496.00-000-00	Operating Contingency	65,000	65,000	65,000	24
25	-	-	65,000	25		TOTAL CONTINGENCY	65,000	65,000	65,000	25
26	-	-	243,427	26		TOTAL REQUIREMENTS	347,318	347,318	347,318	26
27	-	-	66,424	27		ENDING FUND BALANCE	-	-	-	27
						ENDING FUND BALANCE	-	-	-	

L	HISTORICAL DATA			L	RESOURCE/REQUIREMENT DESCRIPTION ADOPTED	#REF! 1 1			L
	Actual		10			Budget For 2020-2021 Year			
	Audited	Unaudited	Adopted			2021-2022	2021-2022	2021-2022	
Second	First	Budget	Proposed	Approved	Adopted				
N	Preceding	Preceding	This Year	by Budget	by Budget	by Governing			
E	Year	Year	This Year	Officer	Committee	Body			
#	06/30/18	06/30/19	06/30/20	#	Account Number	Account Description			#
Tab 24			Tab 24		Building Repair & Construction Projects			Tab 24	
1			-	1	2.21-419.40-380.00-000-00	Misc Revenue - Tax Credit	-	-	-
2			-	2	2.21-419.40-390.88-110-00	IGS - 1.10 Gen Fund-Other Require	-	-	-
3			40,000	3	2.21-419.40-391.00-000-00	Tran In - 2.33 Bldg Repair & Constr	-	-	-
4			254,207	4	2.21-419.40-391.10-000-00	Tran In - 1.10 Gen Fund-Other Requirernts	-	-	-
5			-	5	2.21-419.40-391.99-000-00	Allocated Interest	-	-	-
6			-	6	2.21-419.40-399.01-000-00	Assigned Fund Balance	65,000	65,000	65,000
7			294,207	7		TOTAL RESOURCES	65,000	65,000	65,000
8			75,230	8	2.21-419.40-490.00-110-00	Sal-Regular	-	-	-
9			28,305	9	2.21-419.40-490.00-213-00	Ben-Health Insurance	-	-	-
10			145	10	2.21-419.40-490.00-214-00	Ben-Life Insurance	-	-	-
11			5,755	11	2.21-419.40-490.00-220-00	Ben-FICA	-	-	-
12			11,631	12	2.21-419.40-490.00-230-00	Ben-PERS-County Portion	-	-	-
13			-	13	2.21-419.40-490.00-250-00	Ben- Unemployment Insurance	-	-	-
14			1,250	14	2.21-419.40-490.00-260-00	Ben- Worker's Comp	-	-	-
15			92	15	2.21-419.40-490.00-290-00	Ben- OP W/C Assessment	-	-	-
16			564	16	2.21-419.40-490.00-295-00	IGS - 3.10 Unemp Reserve	-	-	-
17			122,972	17		TOTAL PERSONNEL SERVICES	-	-	-
18			-	18	2.21-419.40-490.00-330-00	Pro vcs - General	-	-	-
19			85,000	19	2.21-419.40-490.00-431-00	R&M - Building	-	-	-
20			-	20	2.21-419.40-490.00-431-07	R&M - Courthouse Remodel	-	-	-
21			-	21	2.21-419.40-490.00-431-35	R&M - ADA Compliance	-	-	-
22			2,210	22	2.21-419.40-490.00-521-01	Gen Liab Ins	-	-	-
23			913	23	2.21-419.40-490.00-587-00	IGS - 2.21 Assigned Vehicles	-	-	-
24			3,178	24	2.21-419.40-490.00-620-00	IGS - 2.20 Finance	-	-	-
25			1,281	25	2.21-419.40-490.00-821-00	IGS - 2.20 Payroll / HR	-	-	-
26			3,019	26	2.21-419.40-490.00-822-00	IGS - 2.20 Counsel	-	-	-
27			4,611	27	2.21-419.40-490.00-826-00	IGS - 2.20 IT - Telcom	-	-	-
28			1,825	28	2.21-419.40-490.00-828-00	IGS - 2.20 BOC Office	-	-	-
29			2,488	29	2.21-419.40-490.00-830-00	IGS - 2.20 Commissioners	-	-	-
30			104,525	30		TOTAL MATERIALS & SERVICES	-	-	-
31			-	31	2.21-419.40-490.00-745-09	Cap - Annex HVAC	-	-	-
32			-	32	2.21-419.40-490.00-745-39	Cap - Annex Carpet	-	-	-
33			30,000	33	2.21-419.40-490.00-745-45	Cap Outlay-Other	-	-	-
34			-	34	2.21-419.40-490.00-745-46	Cap - Jail Elevator	-	-	-
35			-	35	2.21-419.40-490.00-745-42	Cap - Annex Carpet	-	-	-
36			30,000	36		TOTAL CAPITAL OUTLAY	-	-	-

L I N E #	HISTORICAL DATA			L I N E #	RESOURCE/REQUIREMENT DESCRIPTION ADOPTED	#REF! 1 1 Budget For 2020-2021 Year			L I N E #	
	Actual		10			2021-2022 Proposed by Budget Officer	2021-2022 Approved by Budget Committee	2021-2022 Adopted by Governing Body		
	Audited	Unaudited	Adopted Budget This Year							
Second Preceeding Year 06/30/18	First Preceeding Year 06/30/19	Adopted Budget This Year 06/30/20	Account Number	Account Description						
1			11,417	1	2.21-419.40-490.00-849-00	Principal Payments	-	-	-	1
2			5,293	2	2.21-419.40-490.00-851-00	Debt Svc - Interest Payments	-	-	-	2
3			16,710	3		TOTAL DEBT SERVICES	-	-	-	3
4			-	4	2.21-419.40-491.20-419.40	Tran To - 2.20 Admin Building Projects	65,000	65,000	65,000	4
5			-	5		TOTAL TRANSFERS	65,000	65,000	65,000	5
6			20,000	6	2.21-419.40-496.00-000-00	Operating Contingency	-	-	-	6
7			20,000	7		TOTAL CONTINGENCY	-	-	-	7
8			294,207	8		TOTAL REQUIREMENTS	65,000	65,000	65,000	8
9			-	9		ENDING FUND BALANCE	-	-	-	9

REFERENCE ONLY

L I N E #	HISTORICAL DATA			L I N E #	RESOURCE/REQUIREMENT DESCRIPTION ADOPTED	Account Number	Account Description	Budget for next Year 2019-2020		
	Actual		10					2019-2020 Proposed by Budget Officer	Approved by Budget Committee	Adopted by Governing Body
	Second Preceding Year 06/30/17	First Preceding Year 06/30/18	Adopted Budget This Year 06/30/19							
Tab 26				Tab 26	Fund- Building Repair & Construction Projects					
1	130	-	-	1	2.33-419.40-380.00-000-00		Misc Revenue - Tax Credit	-	-	-
2	150,000	137,374	181,050	2	2.33-419.40-390.88-110-00		IGS - 1.10 Gen Fund-Other Require	-	-	-
3	-	4,938	-	3	2.33-419.40-391.10-000-00		Tran In - 1.10 Gen Fund-Other Requirem	-	-	-
4	-	-	-	4	2.33-419.40-391.99-000-00		Allocated Interest	-	-	-
5	74,116	79,085	26,072	5	2.33-419.40-399.01-000-00		Assigned Fund Balance	40,000	40,000	40,000
6	224,246	221,397	207,122	6			TOTAL RESOURCES	10	40,000	40,000
7	36,544	34,102	38,144	7	2.33-419.40-490.00-110-00		Sal-Regular	-	-	-
8	10,200	10,533	11,670	8	2.33-419.40-490.00-213-00		Ben-Health Insurance	-	-	-
9	67	67	67	9	2.33-419.40-490.00-214-00		Ben-Life Insurance	-	-	-
10	2,673	2,710	2,872	10	2.33-419.40-490.00-220-00		Ben-FICA	-	-	-
11	2,762	4,188	4,209	11	2.33-419.40-490.00-230-00		Ben-PERS-County Portion	-	-	-
12	890	679	744	12	2.33-419.40-490.00-260-00		Ben- Worker's Comp	-	-	-
13	49	42	50	13	2.33-419.40-490.00-290-00		Ben- OR W/C Assessment	-	-	-
14	468	276	282	14	2.33-419.40-490.00-295-00		IGS - 3.10 Unemp Reserve	-	-	-
15	53,653	52,597	58,038	15			TOTAL PERSONAL SERVICES	1		

Moved to Fund 2.21
2019-2020 Budget

REFERENCE ONLY

L I N E #	HISTORICAL DATA			L I N E #	RESOURCE/REQUIREMENT DESCRIPTION ADOPTED			Budget for next Year 2019-2020		
	Actual		10					2019-2020 Proposed by Budget Officer	Approved by Budget Committee	Adopted by Governing Body
	Second Preceeding Year 06/30/17	First Preceeding Year 06/30/18	Adopted Budget This Year 06/30/19							
1	65,110	39,611	40,600	1	2.33-419.40-490.00-431-00	R&M -Building		-	-	-
2	-	-	400	2	2.33-419.40-490.00-431-07	R&M -Courthouse Remodel		-	-	-
3	171	-	-	3	2.33-419.40-490.00-431-35	R&M - ADA Compliance		-	-	-
4	1,160	795	850	4	2.33-419.40-490.00-521-00	Gen Liab Ins		-	-	-
5	749	905	1,000	5	2.33-419.40-490.00-581-00	IGS - 2.21 Assigned Vehicles		-	-	-
6	2,480	3,061	2,858	6	2.33-419.40-490.00-820-00	IGS - 2.20 Finance	0	-	-	-
7	586	1,340	1,149	7	2.33-419.40-490.00-821-00	IGS - 2.20 Payroll / HR	0	-	-	-
8	878	3,143	2,712	8	2.33-419.40-490.00-822-00	IGS - 2.20 Counsel	0	-	-	-
9	1,596	3,191	2,621	9	2.33-419.40-490.00-826-00	IGS - 2.20 IT - Telcom	0	-	-	-
10	474	2,182	2,575	10	2.33-419.40-490.00-828-00	IGS - 2.20 BOC Office	0	-	-	-
11	1,593	1,267	1,056	11	2.33-419.40-490.00-830-00	IGS - 1.11 Commissioners	0	-	-	-
12	74,798	55,494	55,821	12	TOTAL MATERIALS & SERVICES		2	-	-	-
13	-	12,253	-	13	2.33-419.40-490.00-745-09	Cap - Annex HVAC		-	-	-
14	-	1,486	-	14	2.33-419.40-490.00-745-39	Cap - Annex Carpet		-	-	-
15	-	75,821	-	15	2.33-419.40-490.00-745-46	Cap - Main Elevator		-	-	-
16	-	-	-	16	2.33-419.40-490.00-745-42	Cap - Annex Carpet		-	-	-
17	-	-	50,000	17	2.33-419.40-490.00-745-45	Cap Outlay-Other		-	-	-
18	-	89,559	50,000	18	TOTAL CAPITAL OUTLAY		3	-	-	-
19	9,897	10,379	10,886	19	2.33-419.40-490.00-849-00	Principal Payments		-	-	-
20	6,813	6,331	5,824	20	2.33-419.40-490.00-851-00	Debt Svc - Interest Payments		-	-	-
21	16,710	16,710	16,710	21	TOTAL DEBT SERVICES		4	-	-	-
22	-	-	26,553	22	2.33-419.40-496.00-000-00	Contingency - Working Capital		-	-	-
23	-	-	26,553	23	TOTAL CONTINGENCY		6	-	-	-
24	-	-	-	24	2.33-419.40-491.00-000-00	Tran To - 2.21 Bldg Construction&Repair	0	40,000	40,000	40,000
25	-	-	-	25	TOTAL TRANSFERS		5	0	40,000	40,000
24	145,161	214,361	207,122	24	TOTAL REQUIREMENTS		9	40,000	40,000	40,000
25	79,085	7,037	-	25	ENDING FUND BALANCE			-	-	-

L I N E #	HISTORICAL DATA			L I N E #	RESOURCE/REQUIREMENT DESCRIPTION ADOPTED	1 Budget For 2021-2022 Year			L I N E #	
	Actual		10 Adopted Budget This Year 06/30/21			2021-2022 Proposed by Budget Officer	2021-2022 Approved by Budget Committee	2021-2022 Adopted by Governing Body		
	Audited Second Preceding Year 06/30/19	Unaudited First Preceding Year 06/30/20								
Tab 23			Tab 23		ADMIN SERVICES FUND - Central County Occupancy Dept				Tab 23	
1	-	-	-	1	2.20-419.41-362.50-000-00	Rents - Child Advocacy	-	-	-	1
2	-	-	-	2	2.20-419.41-362.50-000-10	Rents - CCH - Moore Street	-	-	-	2
3	-	-	-	3	2.20-419.41-362.50-000-20	Rents - CCH - Colvin Street	-	-	-	3
4	-	96	-	4	2.20-419.41-390.00-000-00	Reimbursement - Misc	-	-	-	4
5	191,057	231,672	62,454	5	2.20-419.41-390.88-110-00	IGS - 1.10 General Fund	99,805	99,805	99,805	5
6	766	924	825	6	2.20-419.41-390.88-125-00	IGS - 1.25 Law Library	1,486	1,486	1,486	6
7	1,458	732	-	7	2.20-419.41-390.88-127-00	IGS - 1.27 Econ Development	2,600	2,600	2,600	7
8	2,556	3,080	127,245	8	2.20-419.41-390.88-128-00	IGS - 1.28 Sheriff-SAR/Mar/For/P&P	229,039	229,039	229,039	8
9	-	-	-	9	2.20-419.41-390.88-217-00	IGS - 2.17 Emergency Services	11,329	11,329	11,329	9
10	-	-	-	10	2.20-419.41-390.88-217-00	IGS - 2.17 Surveyor	5,696	5,696	5,696	10
11	-	1,156	-	11	2.20-419.41-390.88-140-00	IGS - 1.40 Parks	2,786	2,786	2,786	11
12	-	-	-	12	2.20-419.41-390.88-190-00	IGS - 1.90 Other Special Revenues - Solid Waste	-	-	-	12
13	223	-	-	13	2.20-419.41-390.88-212-00	IGS - 2.12 Victim's Assistance	-	-	-	13
14	1,024	-	-	14	2.20-419.41-390.88-213-00	IGS - 2.13 Child Advocacy	-	-	-	14
15	6,400	7,708	26,690	15	2.20-419.41-390.88-217-00	IGS - 2.17 Comm Development	35,996	35,996	35,996	15
16	1,917	1,940	6,830	16	2.20-419.41-390.88-219-00	IGS - 2.19 Public Health Admin	3,058	3,058	3,058	16
17	-	-	-	17	2.20-419.41-390.88-115-00	IGS - 1.15 Road Fund - Veh Services	-	-	-	17
18	13,102	-	-	18	2.20-419.41-391.00-110-00	Trans In - 1.10 Gen Fund Other Req	-	-	-	18
19	6,952	-	-	19	2.20-419.41-391.42-000-00	Trans In - Occupancy-North County	-	-	-	19
20	-	-	-	20	2.20-419.41-399.01-000-00	Assigned Fund Balance	-	-	-	20
21	225,455	247,308	224,044	21		TOTAL RESOURCES	391,795	391,795	391,795	21
22	52,397	39,642	65,801	22	2.20-419.41-490.00-110-00	Sal - Regular	110,903	110,903	110,903	22
23	-	18,214	24,197	23	2.20-419.41-490.00-120-00	Sal - Irregular	14,820	14,820	14,820	23
24	-	-	-	24	2.20-419.41-490.00-213-10	Ben - HRA VEBA	1,290	1,290	1,290	24
25	18,200	12,772	21,684	25	2.20-419.41-490.00-213-00	Ben - Health Insurance	39,780	39,780	39,780	25
26	123	77	112	26	2.20-419.41-490.00-214-00	Ben - Life Insurance	200	200	200	26
27	3,583	4,116	6,857	27	2.20-419.41-490.00-220-00	Ben - FICA	9,618	9,618	9,618	27
28	5,847	6,443	9,497	28	2.20-419.41-490.00-230-00	Ben - PERS - County Portion	27,232	27,232	27,232	28
29	-	353	625	29	2.20-419.41-490.00-250-00	Ben - Unemployment Insurance	943	943	943	29
30	752	866	1,108	30	2.20-419.41-490.00-260-00	Ben - Worker's Compensation	2,324	2,324	2,324	30
31	60	60	493	31	2.20-419.41-490.00-290-00	Ben - OR W/C Assessment	578	578	578	31
32	333	-	-	32	2.20-419.41-490.00-295-00	IGS - 3.10 Unemp Self Ins Reserve	-	-	-	32
33	81,296	82,542	130,374	33		TOTAL Personnel SERVICES	207,688	207,688	207,688	33

L I N E #	HISTORICAL DATA			L I N E #	RESOURCE/REQUIREMENT DESCRIPTION ADOPTED	1 Budget For 2021-2022 Year			L I N E #	
	Actual		10 Adopted Budget This Year 06/30/21			2021-2022 Proposed by Budget Officer	2021-2022 Approved by Budget Committee	2021-2022 Adopted by Governing Body		
	Audited Second Preceding Year 06/30/19	Unaudited First Preceding Year 06/30/20								
1	-	-	682	1	2.20-419.41-490.00-345-00	Pro Svcs - Janitorial	2,000	2,000	2,000	1
2	-	-	-	2	2.20-419.41-490.00-330-00	Pro Svcs - General	-	-	-	2
3	16,346	16,693	17,140	3	2.20-419.41-490.00-411-00	Util - Water & Sewer	22,140	22,140	22,140	3
4	1,521	2,110	1,900	4	2.20-419.41-490.00-416-00	Util-Cellular Telephone	1,920	1,920	1,920	4
5	9,226	11,896	10,800	5	2.20-419.41-490.00-421-00	Util - Waste Disposal	12,000	12,000	12,000	5
6	245	1,791	1,000	6	2.20-419.41-490.00-430-00	Rep & Maint - Equipment	1,500	1,500	1,500	6
7	13,422	23,881	25,000	7	2.20-419.41-490.00-431-00	Rep & Maint - Building	25,000	25,000	25,000	7
8	879	1,000	1,095	8	2.20-419.41-490.00-521-00	Gen Liab Ins	1,205	1,205	1,205	8
9	68	66	77	9	2.20-419.41-490.00-524-00	Property Ins	77	77	77	9
10	-	-	2,400	10	2.20-419.41-490.00-580-00	Travel - Meals & Lodging	1,500	1,500	1,500	10
11	-	58	200	11	2.20-419.41-490.00-600-00	Sup - Office	600	600	600	11
12	-	-	1,000	12	2.20-419.41-490.00-581-00	IGS - 1.15 Assigned Vehicles	2,600	2,600	2,600	12
13	452	1,435	-	13	2.20-419.41-490.00-581-00	IGS - 2.21 Assigned Vehicles	-	-	-	13
14	-	-	-	14	2.20-419.41-490.00-582-00	IGS - Motor Pool	400	400	400	14
15	-	-	-	15	2.20-419.41-490.00-588-00	IGS - 1.15 Vehicle Replacement	-	-	-	15
16	4,876	14,045	7,000	16	2.20-419.41-490.00-603-00	Sup - Janitorial	17,000	17,000	17,000	16
17	-	1,550	-	17	2.20-419.41-490.00-610-00	Sup Non-Cap Furn/Equip	5,000	5,000	5,000	17
18	5,692	8,803	12,400	18	2.20-419.41-490.00-615-00	Other Materials & Services	9,000	9,000	9,000	18
19	80,281	74,554	79,000	19	2.20-419.41-490.00-622-00	Util - Electricity	81,765	81,765	81,765	19
20	153	239	400	20	2.20-419.41-490.00-627-00	Equipment Diesel	400	400	400	20
21	133,159	158,121	160,094	21		TOTAL MATERIALS & SERVICES	184,107	184,107	184,107	21
22	-	-	-	22	2.20-419.41-496.00-000-00	Operating Contingency	-	-	-	22
23	-	-	-	23		Total Contingency	-	-	-	23
24	214,455	240,663	290,468	24		TOTAL REQUIREMENTS	391,795	391,795	391,795	24
25	11,000	6,645	(66,424)	25		ENDING FUND BALANCE	-	-	-	25

L I N E #	HISTORICAL DATA			L I N E #	RESOURCE/REQUIREMENT DESCRIPTION ADOPTED	- 1 1 Budget For 2021-2022 Year			L I N E #
	Actual		10 Adopted Budget This Year 06/30/21			2021-2022 Proposed by Budget Officer	2021-2022 Approved by Budget Committee	2021-2022 Adopted by Governing Body	
	Audited	Unaudited							
Second Preceding Year 06/30/19	First Preceding Year 06/30/20		Account Number	Account Description					
Tab 23			Tab 23	ADMIN SERVICES FUND - North Curry Service Center Dept			Tab 23		
1	6,952	-	- 1	2.20-419.42-399.01-000-00	Assigned Fund Balance	-	- 1		
2	6,952		2	TOTAL RESOURCES			- 2		
3	-	-	- 3	2.20-419.42-490.00-521-00	Gen Liab Ins	-	- 3		
4	-	-	- 4	TOTAL MATERIALS & SERVICES			- 4		
5	6,952	-	- 5	2.20-419.42-491.41-000-00	Tran To - 2.20 Occupancy Central	-	- 5		
6	6,952	-	- 6	TOTAL INTER-FUND TRANSFERS			- 6		
7	6,952		7	TOTAL REQUIREMENTS			- 7		
8		-	8	ENDING FUND BALANCE			- 8		

REFERENCE ONLY

L I N E #	HISTORICAL DATA			L I N E #	RESOURCE/REQUIREMENT DESCRIPTION ADOPTED	1 Budget For 2021-2022 Year			L I N E #
	Actual		10 Adopted Budget This Year 06/30/21			2021-2022 Proposed by Budget Officer	2021-2022 Approved by Budget Committee	2021-2022 Adopted by Governing Body	
	Audited	Unaudited							
Second Preceding Year 06/30/19	First Preceding Year 06/30/20		Account Number	Account Description					

542,183	720,510	981,573
501,408	455,469	657,558
19,281	26,439	23,980
-	-	-
-	6,952	-
-	-	-
-	-	-
1,062,872	1,209,370	1,663,111
1,069,809	1,216,338	1,663,111
6,936	6,968	-

Fund Summary

1. Total Personnel Services.....	1,243,522	1,243,522	1,243,522
2. Total Materials and Services.....	871,675	871,675	871,675
3. Total Capital Outlay.....	49,000	49,000	49,000
4. Total Debt Service.....	30,600	30,600	30,600
5. Total Transfers.....	-	-	-
6. Total Contingencies.....	65,000	65,000	65,000
8. Total Unappropriated	-	-	-
9. Total Requirements (add lines 1 - 8).....	2,259,797	2,259,797	2,259,797
10. Total Resources Except Property Taxes.....	2,259,797	2,259,797	2,259,797
	-	-	-

2021-22 ADMIN FEES SPREAD TO DEPARTMENTS

Methodology: Allocated based on % of Operating Expenditures - Personnel Services and Materials & Services - prior to the administrative allocation.

		ADMIN - ACCOUNTING	ADMIN - HR/PAYROLL	ADMIN - COUNTY COUNSEL	ADMIN - INFO. TECH.	ADMIN - BOC OFFICE	ADMIN - COMMISSIONERS			GRAND TOTAL
		Finance 2020-21 IGS	HR/Payroll 2020-21 IGS	Counsel 2020-21 IGS	Info Tech 2020-21 IGS	BOC Office 2020-21 IGS	Commiss 2020-21 IGS	TOTAL	Occupancy	
1.10	Board of Property Tax Appeals	\$ 91	\$ 31	\$ 59	\$ 87	\$ 34	\$ 75	\$ 377	\$ -	\$ 377
1.10	County Clerk-Elections	\$ 5,365	\$ 1,814	\$ 3,480	\$ 5,137	\$ 2,023	\$ 4,400	\$ 22,219	\$ 18,497	\$ 40,716
1.10	Tax Collections	\$ 3,675	\$ 1,243	\$ 2,384	\$ 3,519	\$ 1,386	\$ 3,014	\$ 15,221	\$ 9,410	\$ 24,631
1.10	Treasurer's Office	\$ 2,060	\$ 697	\$ 1,336	\$ 1,972	\$ 777	\$ 1,689	\$ 8,531	\$ 2,574	\$ 11,105
1.10	Assessor's Office	\$ 14,056	\$ 4,754	\$ 9,118	\$ 13,459	\$ 5,300	\$ 11,529	\$ 58,216	\$ 19,130	\$ 77,346
1.10	District Attorney	\$ 6,918	\$ 2,340	\$ 4,488	\$ 6,624	\$ 2,609	\$ 5,674	\$ 28,653	\$ 14,747	\$ 43,400
1.10	County Clerk-Recording	\$ 3,720	\$ 1,258	\$ 2,413	\$ 3,562	\$ 1,403	\$ 3,051	\$ 15,407	\$ 24,268	\$ 39,675
1.10	Juvenile	\$ 10,089	\$ 3,412	\$ 6,545	\$ 9,660	\$ 3,804	\$ 8,275	\$ 41,785	\$ 11,181	\$ 52,966
TOTALS-GENERAL FUND		\$ 45,974	\$ 15,549	\$ 29,823	\$ 44,020	\$ 17,336	\$ 37,707	\$ 190,409	\$ 99,807	\$ 290,216
Check Figure -->										
1.15	Road Department	\$ 144,868	\$ 49,000	\$ 93,981	\$ 138,718	\$ 54,629	\$ 118,824	\$ 600,020	\$ -	\$ 600,020
1.15	ISF - Vehicle Services	\$ 4,245		\$ 2,754	\$ 4,065	\$ 1,601	\$ 3,482	\$ 16,147	\$ -	\$ 16,147
1.15	ISF - Vehicle Replacement	\$ 17						\$ 17	\$ -	\$ 17
1.25	Law Library	\$ 365	\$ 123		\$ 350	\$ 138	\$ 299	\$ 1,275	\$ 1,486	\$ 2,761
1.28	Sheriff-Search/Rescue	\$ 2,075	\$ 702	\$ 1,346	\$ 1,987	\$ 782	\$ 1,702	\$ 8,594	\$ -	\$ 8,594
1.28	Sheriff-Marine Patrol	\$ 3,160	\$ 1,069	\$ 2,050	\$ 3,026	\$ 1,192	\$ 2,592	\$ 13,089	\$ -	\$ 13,089
1.28	Sheriff-Forest Patrol	\$ 2,778	\$ 940	\$ 1,802	\$ 2,660	\$ 1,048	\$ 2,279	\$ 11,507	\$ -	\$ 11,507
1.28	Sheriff-Criminal/Civil	\$ 49,545	\$ 16,758	\$ 32,141	\$ 47,442	\$ 18,683	\$ 40,638	\$ 205,207	\$ 108,514	\$ 313,721
1.28	Sheriff-Jail	\$ 33,552	\$ 11,348	\$ 21,766	\$ 32,128	\$ 12,652	\$ 27,521	\$ 138,967	\$ 97,346	\$ 236,313
1.28	Sheriff-911 Dispatch	\$ 17,370	\$ 5,875	\$ 11,268	\$ 16,632	\$ 6,550	\$ 14,247	\$ 71,942	\$ 18,226	\$ 90,168
1.28	Correctn-Adult P&P	\$ 11,425	\$ 3,864	\$ 7,412	\$ 10,940	\$ 4,308	\$ 9,371	\$ 47,320	\$ 4,953	\$ 52,273
1.37	Towers Op & Maint	\$ 1,618		\$ 1,050	\$ 1,550	\$ 610	\$ 1,328	\$ 6,156	\$ -	\$ 6,156
1.90	Solid Waste	\$ 604	\$ 204	\$ 392	\$ 578	\$ 228	\$ 495	\$ 2,501	\$ -	\$ 2,501
2.14	Event Center Admin	\$ 10,014	\$ 3,387	\$ 6,496		\$ 3,776	\$ 8,213	\$ 31,886	\$ -	\$ 31,886
2.17	Comm Dev-Bldg	\$ 8,143	\$ 2,754	\$ 5,282	\$ 7,797	\$ 3,071	\$ 6,679	\$ 33,726	\$ 9,534	\$ 43,260
2.17	Comm Dev-Planning	\$ 6,802	\$ 2,301	\$ 4,413	\$ 6,513	\$ 2,565	\$ 5,579	\$ 28,173	\$ 11,986	\$ 40,159
2.17	Surveyor	\$ 412	\$ 139	\$ 267	\$ 394	\$ 155	\$ 338	\$ 1,705	\$ 5,696	\$ 7,401
2.17	Emergency Services	\$ 2,173	\$ 735	\$ 1,410	\$ 2,081	\$ 820	\$ 1,783	\$ 9,002	\$ 11,329	\$ 20,331
2.17	Emergency Services - Water Safety	\$ 1,486	\$ 503	\$ 964	\$ 1,423	\$ 560	\$ 1,219	\$ 6,155	\$ -	\$ 6,155
2.17	Private Septic	\$ 1,146	\$ 388	\$ 743	\$ 1,097	\$ 432	\$ 940	\$ 4,746	\$ -	\$ 4,746
2.17	Code Enforcement	\$ 4,256	\$ 1,439	\$ 2,761	\$ 4,075	\$ 1,605	\$ 3,491	\$ 17,627	\$ 6,810	\$ 24,437
2.17	Economic Developmt	\$ 3,658	\$ 1,237	\$ 2,373	\$ 3,502	\$ 1,379	\$ 3,000	\$ 15,149	\$ 2,600	\$ 17,749
2.17	Veteran's Services	\$ 3,195	\$ 1,081	\$ 2,073	\$ 3,060	\$ 1,205	\$ 2,621	\$ 13,235	\$ 7,664	\$ 20,899
2.17	County Parks	\$ 3,270	\$ 1,106	\$ 2,121	\$ 3,131	\$ 1,233	\$ 2,682	\$ 13,543	\$ 2,786	\$ 16,329
2.17	GIS Operations	\$ 195		\$ 126	\$ 187	\$ 73	\$ 160	\$ 741	\$ -	\$ 741
2.19	PH - Environmental	\$ -	\$ -	\$ -	\$ -	\$ -	\$ -	\$ -	\$ -	\$ -
2.19	PH - Family Services	\$ -	\$ -	\$ -	\$ -	\$ -	\$ -	\$ -	\$ -	\$ -
2.19	PH - Emergency (PHEP)	\$ -	\$ -	\$ -	\$ -	\$ -	\$ -	\$ -	\$ -	\$ -
2.19	PH - Admin	\$ 2,011	\$ 680	\$ 1,305	\$ 1,926	\$ 758	\$ 1,650	\$ 8,330	\$ 3,058	\$ 11,388
2.20	ISF - Building & Construction	\$ 4,277	\$ 1,446	\$ 2,774	\$ 4,095	\$ 1,613	\$ 3,508	\$ 17,713	\$ -	\$ 17,713
TOTALS-ALL OTHER FUNDS		\$ 322,660	\$ 107,079	\$ 209,070	\$ 299,357	\$ 121,666	\$ 264,641	\$ 1,324,473	\$ 291,988	\$ 1,616,461
GRAND TOTAL - ALL FUNDS		\$ 368,634	\$ 122,628	\$ 238,893	\$ 343,377	\$ 139,002	\$ 302,348	\$ 1,514,882	\$ 391,795	\$ 1,906,677

2021-22 OCCUPANCY ADMIN FEES SPREAD TO DEPARTMENTS

	2020-21 OCCUPIED SPACE SQUARE FT	2021-2022 OCCUPIED SPACE SQUARE FT	Alloc Percentage	Occupancy 2021-22 IGS
1.10 Board of Property Tax Appeals				
1.10 County Clerk-Elections	1,664.00	1,493.92	4.7212%	\$ 18,497
1.10 County Clerk-Recording	1,607.43	1,960.00	6.1941%	\$ 24,268
1.10 Tax Collections	760.00	760.00	2.4018%	\$ 9,410
1.10 Treasurer's Office	207.90	207.90	0.6570%	\$ 2,574
1.10 Assessor's Office	1,718.00	1,545.00	4.8826%	\$ 19,130
1.10 District Attorney	2,119.00	1,191.00	3.7639%	\$ 14,747
1.10 Juvenile	1,003.00	903.00	2.8537%	\$ 11,181
TOTALS-GENERAL FUND	9,079.33	8,060.82	25.4744%	\$ 99,807
1.15 Road Department				
1.25 Law Library	120.00	120.00	0.3792%	\$ 1,486
1.28 Sheriff-Search/Rescue				
1.28 Sheriff-Marine Patrol				
1.28 Sheriff-Forest Patrol				
1.28 Sheriff-Crim/Civil	8,764.00	8,764.00	27.6966%	\$ 108,514
1.28 Sheriff-Jail	7,862.00	7,862.00	24.8461%	\$ 97,346
1.28 Sheriff-911 Dispatch	1,472.00	1,472.00	4.6519%	\$ 18,226
1.28 Correctn-Adult P&P	400.00	400.00	1.2641%	\$ 4,953
1.37 Towers Op & Maint				
1.90 Solid Waste				
2.14 Event Center Admin				
2.17 Economic Developmt	95.00	210.00	0.6637%	\$ 2,600
2.17 County Parks	225.00	225.00	0.7111%	\$ 2,786
2.17 Comm Dev-Bldg	678.00	770.00	2.4334%	\$ 9,534
2.17 Comm Dev-Planning	815.00	968.00	3.0591%	\$ 11,986
2.17 GIS Operations				
2.17 Surveyor	341.00	460.00	1.4537%	\$ 5,696
2.17 Emergency Services	915.00	915.00	2.8917%	\$ 11,329
2.17 Code Enforcement	276.00	550.00	1.7382%	\$ 6,810
2.17 Veteran's Services	535.00	619.00	1.9562%	\$ 7,664
2.19 Public Health - Environmental	244.00	0.00	0.0000%	\$ -
2.19 Public Health - Family Services	352.00	0.00	0.0000%	\$ -
2.19 Public Health - Emergency Preparedness	141.00	0.00	0.0000%	\$ -
2.19 Public Health - Admin	256.00	247.00	0.7806%	\$ 3,058
2.21 ISF - Repair & Constr Projects				
2.21 ISF - Vehicle Services				
2.21 ISF - Vehicle Replacement				
TOTALS-ALL OTHER FUNDS	23,491.00	23,582.00	74.5256%	\$ 291,988
GRAND TOTALS	32,570.33	31,642.82	100.0000%	\$ 391,795

AMOUNT TO ALLOCATE

Total Expenditures	\$ 391,795
Less:	\$ -
Amount to Allocate	\$ 391,795
Check - Allocation	\$ -
Check - Fund/Dept Net	\$ -

RESERVE FUND

The reserve fund is basically used to cover specific employments costs. The fund has two sub-funds:

- Unemployment Self-Insurance
- PERS

The Unemployment Self-Insurance sub-fund is a reserve created to cover the unemployment liability should the county have a financial setback requiring a substantial layoff of the organization's workforce. All county departments that have payroll are assessed a set percentage (.75%) of their total payroll costs as determined by the Board of Commissioners.

The PERS sub-fund is designed to off-set the potential unfunded liability for the county in the Oregon Public Employee Retirement System by assessing all county departments having payroll a set percentage of their total payroll costs as determined at the discretion of the Board of Commissioners. (Currently no percentage is being assessed.)

L I N E #	HISTORICAL DATA			L I N E #	RESOURCE/REQUIREMENT DESCRIPTION ADOPTED	1			L I N E #
	Actual		10			Budget For 2021-2022 Year			
	Audited	Unaudited				2021-2022 Proposed by Budget Officer	2021-2022 Approved by Budget Committee	2021-2022 Adopted by Governing Body	
	Second Preceeding Year 06/30/19	First Preceeding Year 06/30/20	Adopted Budget This Year 06/30/21						
				Account Number	Account Description				
Tab 24			Tab 24		P/R - UNEMPLOYMENT RESERVE				Tab 24
1	-	36,653	35,000	1	3.10-415.50-380.20-000-00 Misc Revenue - Unemployment Charges		-	-	1
2	24,559	4	-	2	3.10-415.50-390.88-110-00 Special Projects Special Revenue		-	-	2
3	7,453	-	-	3	3.10-415.50-390.88-115-00 IGS - 1.15 Road		-	-	3
4	-	-	-	4	3.10-415.50-390.88-121-00 IGS - 1.21 Clerk Records Archive		-	-	4
5	66	-	-	5	3.10-415.50-390.88-125-00 IGS - 1.25 Law Library		-	-	5
6	278	-	-	6	3.10-415.50-390.88-127-00 IGS - 1.27 Econ Development		-	-	6
7	3,365	-	-	7	3.10-415.50-390.88-128-00 IGS - 1.28 Sheriff-SAR/Mar/For/P&P		-	-	7
8	463	-	-	8	3.10-415.50-390.88-140-00 IGS - 1.40 County Parks		-	-	8
9	367	-	-	9	3.10-415.50-390.88-212-00 IGS - 2.12 Victims' Assistance		-	-	9
10	123	-	-	10	3.10-415.50-390.88-213-00 IGS - 2.13 Child Advocacy		-	-	10
11	668	-	-	11	3.10-415.50-390.88-214-00 IGS - 2.14 County Fair		-	-	11
12	1,200	-	-	12	3.10-415.50-390.88-217-00 IGS - 2.17 Community Development		-	-	12
13	554	-	-	13	3.10-415.50-390.88-219-00 IGS - 2.19 Public Health Environmental		-	-	13
14	3,497	-	-	14	3.10-415.50-390.88-220-00 IGS - 2.20 Administrative Svcs		-	-	14
15	-	-	-	15	3.10-415.50-390.88-231-00 IGS - 2.31 Cable TV Franchise		-	-	15
16	282	-	-	16	3.10-415.50-390.88-233-00 IGS - 2.33 Const Projects		-	-	16
17	-	-	-	17	3.10-415.50-390.88-250-00 IGS - 2.50 Fed Grants		-	-	17
18	619	-	-	18	3.10-415.50-390.88-251-00 IGS - 2.51 State/Other Grants		-	-	18
19	6,218	4,210	-	19	3.10-415.50-391.99-000-00 Allocated Interest		-	-	19
20	181,194	208,085	200,000	20	3.10-415.50-399.02-000-00 Committed Fund Balance	245,000	245,000	245,000	20
21	230,906	248,952	235,000	21	TOTAL RESOURCES	245,000	245,000	245,000	21
22	22,821	21,577	235,000	22	3.10-415.50-490.00-615-00 Other Materials & Services	245,000	245,000	245,000	22
23	22,821	21,577	235,000	23	TOTAL MATERIALS & SERVICES	245,000	245,000	245,000	23
24	-	-	-	24	3.10-415.50-491.08-000-00 Tran To - 1.10 General Fund	-	-	-	24
25	-	-	-	25	TOTAL TRANSFERS	-	-	-	25
26	22,821	21,577	235,000	26	TOTAL REQUIREMENTS	245,000	245,000	245,000	26
27	208,085	227,375	-	27	ENDING FUND BALANCE	-	-	-	27

L I N E #	HISTORICAL DATA			L I N E #	RESOURCE/REQUIREMENT DESCRIPTION ADOPTED	1 Budget For 2021-2022 Year			L I N E #		
	Actual		10 Adopted Budget This Year 06/30/21			Account Number	Account Description	Budget For 2021-2022 Year			
	Audited	Unaudited						2021-2022 Proposed by Budget Officer		2021-2022 Approved by Budget Committee	2021-2022 Adopted by Governing Body
Second Preceding Year 06/30/19	First Preceding Year 06/30/20										
Tab 24			Tab 2		PERS Reserve				Tab 24		
1		-	-	1	3.10-416.00-390.00-000-00	Reimbursement-Misc.	-	-	-		
2	From Fund 3.11	221,228	-	2	3.10-416.00-391.00-311-00	Tran In - 3.11 PERS Reserve Fund	-	-	-		
3	2019-2020	4,464	-	3	3.10-416.00-391.99-000-00	Allocated Interest	-	-	-		
4	Budget	-	220,000	4	3.10-416.00-399.02-000-00	Committed Fund Balance	230,000	230,000	230,000		
5	-	225,693	220,000	5		TOTAL RESOURCES	230,000	230,000	230,000		
6	-	130	220,000	6	3.10-416.00-490.00-615-00	Other Materials & Services	230,000	230,000	230,000		
7	-	130	220,000	7		TOTAL MATERIALS & SERVICES	230,000	230,000	230,000		
8	-	130	220,000	8		TOTAL REQUIREMENTS	230,000	230,000	230,000		
9	-	225,563	-	9		ENDING FUND BALANCE	-	-	-		

L I N E #	HISTORICAL DATA			L I N E #	RESOURCE/REQUIREMENT DESCRIPTION CLOSED	Account Number	Account Description	1 1 Budget for next Year 2020-2021			L I N E #
	Actual		10					2020-2021			
	Audited	Unaudited	Adopted Budget This Year					2020-2021 Proposed by Budget Officer	Approved by Budget Committee	Adopted by Governing Body	
Second Preceding Year	First Preceding Year	06/30/20	06/30/18	06/30/19	06/30/20	06/30/18	06/30/19	06/30/20			
Tab 29				Tab 29	PERS Reserve FUND						Tab 29
1	-	-	-	1	3.11-415.50-390.00-000-00		Reimbursement-Misc.				1
2	3,699	5,835	-	2	3.11-415.50-391.99-000-00		Allocated Interest				2
3	213,673	215,996	220,000	3	3.11-415.50-399.02-000-00		Committed Fund Balance				3
4	217,372	221,831	220,000	4	TOTAL RESOURCES			10			4
5	1,376	603	-	5	3.11-415.50-490.00-615-00		Other Materials & Services				5
6	1,376	603	-	6			<i>TOTAL MATERIALS & SERVICES</i>	2			6
7	-	-	220,000	7	3.11-415.50-491.00-310-00		Tran To - 3.10 Reserve Fund				7
8	-	-	220,000	8			<i>TOTAL TRANSFERS</i>	5			8
9	1,376	603	220,000	9			TOTAL REQUIREMENTS	9			9
10	215,996	221,228	-	10			ENDING FUND BALANCE				10

Moved To 3.10 Reserve Fund
2019-2020

REFERENCE ONLY

COUNTY SCHOOLS

State Statute 328.005

This fund is a pass through fund maintained by the County Treasurer for distribution of Title I monies and Electric Cooperative Gross Revenue Tax. The recipients of the funds are:

- School District #2CJ – North County
- School District #1 – Central Curry
- School District #17C – South County

L I N E #	HISTORICAL DATA			L I N E #	RESOURCE/REQUIREMENT DESCRIPTION ADOPTED	1 Budget For 2021-2022 Year			L I N E #	
	Actual		10 Adopted Budget This Year 06/30/21			2021-2022 Proposed by Budget Officer	2021-2022 Approved by Budget Committee	2021-2022 Adopted by Governing Body		
	Audited	Unaudited								
Second Preceeding Year 06/30/19	First Preceeding Year 06/30/20		Account Number	Account Description						
Tab 25				Tab 2	County Schools FUND				Tab 25	
1	183,756	197,490	500,000	1	3.48-415.16-316.10-000-00	Taxes - Electric Co-Op	500,000	500,000	500,000	1
2	392,303	377,800	500,000	2	3.48-415.16-331.90-000-00	Shared - Fed Forest CFDA 10.665	500,000	500,000	500,000	2
3	-	-	-	3	3.48-415.16-335.19-000-00	State - Fines	-	-	-	3
4	-	59	-	4	3.48-415.16-361.10-000-00	Interest Revenues	-	-	-	4
5	-	-	-	5	3.48-415.16-399.03-000-00	Restricted Fund Balance	-	-	-	5
6	576,059	575,349	1,000,000	6		TOTAL RESOURCES	1,000,000	1,000,000	1,000,000	6
7	576,059	575,349	1,000,000	7	3.48-415.16-490.00-890-00	Intergov Pmts - County Schools	1,000,000	1,000,000	1,000,000	7
8	576,059	575,349	1,000,000	8		TOTAL OTHER REQUIREMENTS	1,000,000	1,000,000	1,000,000	8
9	576,059	575,349	1,000,000	9		TOTAL REQUIREMENTS	1,000,000	1,000,000	1,000,000	9
10	-	-	-	10		ENDING FUND BALANCE	-	-	-	10

TITLE III

This fund is the federal funding for county projects on federal lands as authorized under PL 106-393, and PL 110-343 signed into law October 3, 2008. The Title III Fund is separated into three groups to facilitate tracking and reporting of the Title III funds received from three different sources:

- Title III - Prior to 2008 includes USDA/Forest Service payments and Department of Interior/BLM/O&C Lands payments. This authorization also has different project requirements.
- Title III - SRS 2008 is authorized by PL 110-343 and has limited project categories and specific project reporting requirements to the Secretaries of DOI and USDA.
- Title III - SRS 2008 - DOI/BLM is funded by Department of Interior/Bureau of Land Management.
Title III - SRS 2008 - USDA/FS is funded by US Department of Agriculture/Forest Service.

L I N E #	HISTORICAL DATA			L I N E #	RESOURCE/REQUIREMENT DESCRIPTION PROPOSED	1 Budget For 2021-2022 Year			L I N E #	
	Actual		10 Adopted Budget This Year 06/30/21			2021-2022 Proposed by Budget Officer	2021-2022 Approved by Budget Committee	2021-2022 Adopted by Governing Body		
	Audited	Unaudited								
Second Preceeding Year 06/30/19	First Preceeding Year 06/30/20		Account Number	Account Description						
Tab 26				Tab 26	Title III FUND - Prior to 2008				Tab 26	
1	1,171	26,519	-	1	4.65-499.00-391.99-000-00	Allocated Interest	-	-	-	1
2	42,396	43,566	51,000	2	4.65-499.00-399.03-000-00	Special Projects Special Revenue	51,000	51,000	51,000	2
3	43,566	70,085	51,000	3		TOTAL RESOURCES	51,000	51,000	51,000	3
4	-	-	-	4	4.65-499.00-490.00-615-00	Other Materials & Services	-	-	-	4
5	-	-	-	5		TOTAL MATERIALS & SERVICES	-	-	-	5
6	-	-	-	6	4.65-499.00-491.08-000-21	Tran To - 1.10 GF SAR	-	-	-	6
7	-	-	-	7	4.65-499.00-491.08-000-21	Tran To - 1.28 GF SAR	-	-	-	7
8	-	-	-	8		TOTAL TRANSFERS	-	-	-	8
9	-	-	51,000	9	4.65-499.00-496.00-000-00	Operating Contingency	51,000	51,000	51,000	9
10	-	-	51,000	10		TOTAL CONTINGENCY	51,000	51,000	51,000	10
11	-	-	51,000	11		TOTAL REQUIREMENTS	51,000	51,000	51,000	11
12	43,566	70,085	-	12		ENDING GRANT BALANCE	-	-	-	12

L I N E #	HISTORICAL DATA			L I N E #	RESOURCE/REQUIREMENT DESCRIPTION PROPOSED	1 Budget For 2021-2022 Year			L I N E #	
	Actual		Adopted Budget This Year 06/30/21			2021-2022 Proposed by Budget Officer	2021-2022 Approved by Budget Committee	2021-2022 Adopted by Governing Body		
	Audited Second Preceding Year 06/30/19	Unaudited First Preceding Year 06/30/20								
Tab 26				Tab 26	Title III FUND - SRS2008 - DOI / BLM				Tab 26	
1	-	-	-	1	4.65-499.08-332.00-000-00	Shared - Fed - Title III NEW 15	-	-	-	1
2	6,057	-	-	2	4.65-499.08-391.99-000-00	Allocated Interest	-	-	-	2
3	219,390	161,131	110,000	3	4.65-499.08-399.03-000-00	Restricted Fund Balance	161,131	161,131	161,131	3
4	225,448	161,131	110,000	4		TOTAL RESOURCES	161,131	161,131	161,131	4
5	8,124	-	60,000	5	4.65-499.08-490.00-615-00	Other M&S	-	-	-	5
6	-	-	-	6	4.65-499.08-490.00-615-53	M&S-GF-SAR 0910-05 BLM	-	-	-	6
7	8,124	-	60,000	7		TOTAL MATERIALS & SERVICES	-	-	-	7
8	-	-	-	8	4.65-499.08-491.08-000-04	Tran To - GF - EmSvc / Law 1011-04	-	-	-	8
9	-	-	-	9	4.65-499.08-491.08-000-05	Tran To - GF - Em Svc 0910-05	-	-	-	9
10	-	-	-	10	4.65-499.08-491.08-000-06	Tran To - 1.28 - Marine 0910-06	-	-	-	10
11	-	-	-	11	4.65-499.08-491.08-000-12	Tran To - 1.28 - SAR 1212-04 SAR	-	-	-	11
12	-	-	-	12	4.65-499.08-491.08-000-13	Tran To - 1.28 - SAR 1213-13 SAR	-	-	-	12
13	18,460	-	-	13	4.65-499.08-491.08-000-15	Tran To - 1.28 - Marine 1314-01 BLM	-	-	-	13
14	28,193	-	-	14	4.65-499.08-491.23-000-06	Tran To - 1.37 Towers 1112-05	-	-	-	14
15	46,653	-	-	15		TOTAL TRANSFERS	-	-	-	15
16	-	-	-	16	4.65-499.08-496.00-000-00	Operating Contingency	161,131	161,131	161,131	16
17	-	-	-	17		TOTAL CONTINGENCY	161,131	161,131	161,131	17
18	54,777	-	60,000	18		TOTAL REQUIREMENTS	161,131	161,131	161,131	18
19	170,670	161,131	50,000	19		ENDING GRANT BALANCE	-	-	-	19

L I N E #	HISTORICAL DATA			L I N E #	RESOURCE/REQUIREMENT DESCRIPTION PROPOSED	1 Budget For 2021-2022 Year			L I N E #	
	Actual		10 Adopted Budget This Year 06/30/21			2021-2022 Proposed by Budget Officer	2021-2022 Approved by Budget Committee	2021-2022 Adopted by Governing Body		
	Audited	Unaudited								
Second Preceeding Year 06/30/19	First Preceeding Year 06/30/20		Account Number	Account Description						
Tab 26			Tab 26	Title III FUND - SRS2008 - USDA / FS				Tab 26		
1	129,229	124,452	-	1	4.65-499.18-332.00-000-00	USDA/FS TITLE III NEW 15	-	-	-	1
2	-	20	-	2	4.65-499.18-361.00-000-00	Title III Interest Revenues	-	-	-	2
3	25,319	-	-	3	4.65-499.18-391.99-000-00	Allocated Interest	-	-	-	3
4	916,998	982,470	780,000	4	4.65-499.18-399.03-000-00	Restricted Fund Balance	911,941	911,941	911,941	4
5	1,071,546	1,106,942	780,000	5		TOTAL RESOURCES	911,941	911,941	911,941	5
6	-	-	-	6	4.65-499.18-490.00-615-00	Other M&S -	-	-	-	6
7	23,078	-	-	7	4.65-499.18-490.00-615-03	M&S Wildfire Fuels 0809-03	-	-	-	7
8	-	-	100,000	8	4.65-499.18-490.00-615-04	Other M&S - CFPA Firewise 0910-07	100,000	100,000	100,000	8
9	-	-	-	9	4.65-499.18-490.00-615-05	Other M&S - CFPA Forester 0910-08	-	-	-	9
10	-	-	55,000	10	4.65-499.18-490.00-615-57	M&S - 1.28 SAR 1516-16 USDA	55,000	55,000	55,000	10
11	23,078	-	155,000	11		TOTAL MATERIALS & SERVICES	155,000	155,000	155,000	11
12	-	-	-	12	4.65-499.18-490.00-720.02	Capital - S.County Building	-	-	-	12
13	-	-	-	13		TOTAL CAPITAL OUTLAY	-	-	-	13
14	2,916	-	-	14	4.65-499.18-491.08-000-01	Tran To - GF - GIS 1011-01	-	-	-	14
15	38,156	-	-	15	4.65-499.18-491.08-000-13	Tran To - 1.28 SAR 1213-13 USDA	-	-	-	15
16	-	-	-	16	4.65-499.18-491.08-000-14	Tran To - 1.28 SAR 1314-14 USDA	-	-	-	16
17	24,925	-	-	17	4.65-499.18-491.23-000-05	Tran To - 1.37 Towers 1011-05	-	-	-	17
18	65,997	-	-	18		TOTAL TRANSFERS	-	-	-	18
19	-	-	430,561	19	4.65-499.18-496.00-000-00	Operating Contingency	756,941	756,941	756,941	19
20	-	-	430,561	20		TOTAL CONTINGENCY	756,941	756,941	756,941	20
21	89,075	-	585,561	21		TOTAL REQUIREMENTS	911,941	911,941	911,941	21
22	982,470	1,106,942	194,439	22		ENDING GRANT BALANCE	-	-	-	22
23				23						23
24	1,196,707	1,338,158	244,439	24		TITLE III FUND 4.65 - ENDING FUND BALANCE	-	-	-	24

L I N E #	HISTORICAL DATA			L I N E #	RESOURCE/REQUIREMENT DESCRIPTION PROPOSED	1 Budget For 2021-2022 Year			L I N E #
	Actual		10						
	Audited	Unaudited	Adopted			2021-2022	2021-2022	2021-2022	
Second	First	Budget	Proposed	Approved	Adopted				
Preceeding	Preceeding	This Year	by Budget	by Budget	by Governing				
Year	Year	This Year	Officer	Committee	Body				
06/30/19	06/30/20	06/30/21	Account Number	Account Description					
-	-	-		1. Total Personnel Services.....	-	-	-		
31,203	-	215,000		2. Total Materials and Services.....	155,000	155,000	155,000		
-	-	-		3. Total Capital Outlay.....	-	-	-		
112,650	-	-		5. Total Transfers.....	-	-	-		
-	-	481,561		6. Total Contingencies.....	969,072	969,072	969,072		
143,853	-	696,561		9. Total Requirements (add lines 1 - 8).....	1,124,072	1,124,072	1,124,072		
1,340,560	1,338,158	941,000		10. Total Resources Except Property Taxes.....	1,124,072	1,124,072	1,124,072		
1,196,707	1,338,158	244,439			-	-	-		
					T_III	T_III	T_III		



CURRY COUNTY BOARD OF COMMISSIONERS

BUDGET COMMITTEE MEETING

Monday, May 10, 2021 – 9:00 AM

Commissioners' Hearing Room, Courthouse Annex
94235 Moore Street, Gold Beach, Oregon

www.co.curry.or.us

In order to maintain social distancing, yet encourage public participation, the public is invited to watch the meetings on Time Warner Channel 182 or YouTube - Curry County Civic and e-mail public comments during the meeting to BOC_Office@co.curry.or.us.

Curry County does not discriminate against individuals with disabilities and all public meetings are held in accessible locations. Auxiliary aids will be provided upon request with 48 hours advance notification.

AGENDA

*Items may be taken out of sequence to accommodate staff availability and the public.
For public comment, a completed speaker's slip must be submitted prior to start of the meeting.*

- 1. CALL TO ORDER & PLEDGE OF ALLEGIANCE**
- 2. ELECT CHAIR**
- 3. BUDGET ORIENTATION**
- 4. DISTRIBUTE BUDGETS**
- 5. BUDGET MESSAGE**
- 6. BUDGET PRESENTATION**
- 7. ADJOURN**

(Following the meeting, if time allows, members may tour county facilities.)

Curry County Strategic Plan:

1. Financial Stability
2. Economic Development
3. Quality of Life
4. Public Trust
5. Infrastructure



CURRY COUNTY BOARD OF COMMISSIONERS

BUDGET COMMITTEE MEETING

Tuesday, May 11, 2021 – 9:30 AM

Commissioners' Hearing Room, Courthouse Annex
94235 Moore Street, Gold Beach, Oregon

www.co.curry.or.us

In order to maintain social distancing, yet encourage public participation, the public is invited to watch the meetings on Time Warner Channel 182 or YouTube - Curry County Civic and e-mail public comments during the meeting to BOC_Office@co.curry.or.us.

Curry County does not discriminate against individuals with disabilities and all public meetings are held in accessible locations. Auxiliary aids will be provided upon request with 48 hours advance notification.

AGENDA

*Items may be taken out of sequence to accommodate staff availability and the public.
For public comment, a completed speaker's slip must be submitted prior to start of the meeting.*

- 1. CALL TO ORDER AND PLEDGE OF ALLEGIANCE**
- 2. ADOPTION/AMENDMENT OF AGENDA**
- 3. APPROVE MID-YEAR BUDGET COMMITTEE MINUTES**
 - A. February 2, 2021
 - B. February 3, 2021
- 4. COMPENSATION COMMITTEE PRESENTATION 9:45 – 10:15**
- 5. BREAK 10:15-10:30**
- 6. CURRY COUNTY BUDGET PRESENTATION**
 - **ASSESSOR 10:30-10:45**
 - TAX COLLECTION
 - ASSESSOR'S OFFICE
 - **DISTRICT ATTORNEY 10:45-11:00**
 - DISTRICT ATTORNEY
 - LAW LIBRARY
 - VOCA GRANTS – VICTIMS ASSISTANCE
 - D-SART – VICTIMS ASSISTANCE
 - VICTIMS ASSISTANCE – CRIMINAL FINES (CFA)
 - VICTIMS ASSISTANCE – JUSTICE REINVESTMENT
 - **VETERANS SERVICES 11:00-11:15**
 - VETERANS SERVICES
 - **SHERIFF 11:15-12:00**
 - SPECIAL PROJECTS
 - SEARCH & RESCUE
 - MARINE PATROL
 - FOREST PATROL
 - HARBOR SUB-STATION
 - JAIL CUSTODY SERVICES
 - CIVIL/CRIMINAL/PATROL

- JAIL/CORRECTIONS
 - COMMUNICAATION (911)
 - PAROLE & PROBATION
 - EMERGENCY SERVICES
- LUNCH BREAK 12:00-1:00
- ROAD 1:00-1:30
 - OPERATIONS
 - ROAD CAPITAL IMPROVEMENT
 - BIKE & FOOTPATH
 - ROADSIDE IMPROVEMENT
 - GENERAL VEHICLE SERVICE
 - VEHICLE REPLACEMENT
 - GENERAL FUND VEHICLE SELF INSURANCE
 - ROAD FUND VEHICLE SELF INSURANCE
 - TOWERS – OPERATION & MAINTENANCE
 - TOWERS – CAPITAL
 - MAINTENANCE 1:30-1:45
 - CENTRAL COUNTY OCCUPANCY
 - BUILDING REPAIR & CONSTRUCTION
 - CLERK 1:45-2:00
 - BOPTA
 - COUNTY CLERK – ELECTIONS
 - COUNTY CLERK – RECORDING
 - JUVENILE 2:00-2:15
 - JUVENILE
 - STATE/OTHER GRANTS - JUVENILE

7. PUBLIC COMMENT

8. RECOMMENDATIONS/DISCUSS SCHEDULE

9. ADJOURN

The proposed budget book can be viewed at the County Clerk’s Office, Courthouse, Gold Beach, Oregon, beginning Monday, May 10, 2021 at 9:00 a.m. It is available to view online at www.co.curry.or.us, click on the Finance Department page, and scroll to ‘Proposed County FY 2021-2022 Budget’.

Curry County Strategic Plan:

1. Financial Stability 2. Economic Development 3. Quality of Life 4. Public Trust 5. Infrastructure

Affidavit of Publication

STATE OF OREGON

COUNTY OF CURRY } ss

I, Ruby Wagner, being first duly sworn, depose and say that I am the Publisher of the Curry County Reporter, a newspaper of general circulation, as defined by sections 193.010 and 193.020 O.R.S.; and published at Gold Beach in the aforesaid county and state;

Notice of Budget Committee Meeting of the Curry County Public Transit Service District

a copy of which is here annexed, was published in the entire issue of said newspaper for One (1) successive and consecutive weeks in the following issues:

April 21, 2021

Signed Ruby Wagner

By: Ruby Wagner - Assistant to Publisher

Subscribed and sworn to before me this

21 day of April, 2021
Ruby Ann Campbell

Notary Public of Oregon

(My Commission expires 7-13-24)

Legal and Public Notice

NOTICE OF CCTPSD BUDGET COMMITTEE MEETING and NOTICE OF BUDGET COMMITTEE MEETING

A public meeting of the Budget Committee of the Curry County Public Transit Service District, Curry County, State of Oregon, to discuss the budget for the fiscal year July 1, 2021 to June 30, 2022, will be held at the Commissioners Hearing Room, Courthouse Annex, located at 94235 Moore Street, Gold Beach, Oregon 97444. The meeting will take place on May 10, 2021 at 9:00 a.m.

A public meeting of the Budget Committee of Curry County, State of Oregon, to discuss the budget for the fiscal year July 1, 2021 to June 30, 2022, will be held at the Commissioners Hearing Room, Courthouse Annex, located at 94235 Moore Street, Gold Beach, Oregon 97444. The meetings will take place as follows:

- May 10, 2021 at 10:00 a.m.
- May 11, 2021 at 9:00 a.m.
- May 12, 2021 at 2:00 p.m. (if needed)

The purpose of the meeting is to receive the budget message and to receive comment from the public on the budget.

This is a public meeting where deliberation of the Budget Committee will take place. Any person may appear at the meeting and discuss the proposed programs with the CCTPSD Budget Committee.

A copy of the budget document may be inspected or obtained on or after May 11, 2021 at the County Clerk's Office in the County Courthouse, 29821 Ellensburg Avenue, Gold Beach, Oregon 97444 from 9:00 a.m. to Noon and 1:00 p.m. to 4:00p.m. weekdays.

This notice is also available on the Curry County website: <https://www.co.curry.or.us/>

Published: April 21, 2021

in the Curry County Reporter, Gold Beach, Curry County, Oregon.



Affidavit of Publication

STATE OF OREGON

COUNTY OF CURRY } ss

I, Ruby Wagner
being first duly sworn, depose and say that I am the *Publisher*
of the Curry County Reporter, a newspaper of general
circulation, as defined by sections
193.010 and 193.020 O.R.S.; and published at
Gold Beach in the aforesaid county and state;

Notice of Budget Hearing of the Curry County Public
Transit District

a copy of which is here annexed, was published in the entire
issue of said newspaper for One (1) successive and
consecutive weeks in the following issues:

May 26, 2021

Signed Ruby Wagner.....
By: Ruby Wagner- Assistant to Publisher

Subscribed and sworn to before me this

.....26.....day of May....., 2021..... ✓

.....
Katherine Ray Moralez
Notary Public of Oregon

(My Commission expires October 5, 2024.....)

Legal and Public Notice

Curry County will hold a public hearing on the proposed Fiscal Year 2021-2022 Curry County Public Transit Service District Budget on June 9, 2020 at 9:00 a.m. in the Commissioner's Hearing Room located at 94235 Moore Street, Gold Beach. The proposed budget can be viewed online on the county's website at co.curry.or.us (on the Finance Department page), or, in person at the County Clerk's Office located in the Courthouse, Gold Beach. The agenda will be posted on the website mentioned, under 'Board of Commissioners', then 'Agendas and Minutes', and the date.

Curry County will hold a public hearing on the proposed Fiscal Year 2021-2022 County Budget on June 9, 2020 at approximately 9:10 a.m. in the Commissioner's Hearing Room located at 94235 Moore Street, Gold Beach. The proposed budget can be viewed online on the county's website at co.curry.or.us (on the Finance Department page), or, in person at the County Clerk's Office located in the Courthouse, Gold Beach. The agenda will be posted on the website mentioned, under 'Board of Commissioners', then 'Agendas and Minutes', and the date.

Published: May 26, 2021

in the Curry County Reporter, Gold Beach, Curry County, Oregon.



Agendas & Minutes

- [State Of The County Address Jan 2021](#)
- [Agendas & Minutes](#)
- [Commissioner Court Boice](#)
- [Commissioner John Herzog](#)
- [Commissioner Chris Paasch](#)
- [Committees, Councils & Advisory Boards](#)
- [Public Notices/Vacancies](#)
- [State Of The County Address - Jan 2018](#)
- [State Of The County Address - Jan 2019](#)
- [State Of The County Address - Jan 2020](#)

[Protocol Call For Speaking At Commissioners' Meetings](#)

[Public Meeting Sign In Comment Card](#)

If you wish to be notified of upcoming Board of Commissioner meetings, please visit the County website [e-notify](#) feature and register for notification.

Home GOVERNMENT Board Of Commissioners Agendas & Minutes

2021 Board Of Commissioners Meetings (All Meetings In Gold Beach Unless Otherwise Noted)

09/15/21 Business Meeting At 9AM (Note: AMENDED Agenda)				Agenda
09/01/21 Business Meeting At 9AM			Agenda	More...
08/18/21 Business Meeting At 9AM			Agenda	More...
08/18/21 Workshop At 2PM		Agenda	More...	
08/04/21 Business Meeting At 9AM (Note: AMENDED Agenda)				Agenda
08/04/21 Workshop At 2PM - CANCELED				
07/28/21 Special Meeting At 11AM	Agenda	Minutes	More...	
07/21/21 Business Meeting At 9AM			Agenda	More...
07/21/21 Workshop At 2PM	Agenda	More...		
07/07/21 Business Meeting At 9AM			Agenda	More...
07/07/21 Workshop At 2PM		Agenda	More...	
06/30/21 Special Meeting At 10AM	Agenda	Minutes	More...	
06/23/21 Business Meeting At 9AM	Agenda	Minutes	More...	
06/23/21 Workshop At 2PM				
06/09/21 Business Meeting At 9:30AM (Note: Amended Agenda)			Agenda	Minutes
06/09/21 Workshop At 2PM		Agenda	More...	
06/09/21 Curry County Public Transit Service District Budget At 9AM			Agenda	Minutes
06/09/21 Budget Hearing At 9:10AM			Agenda	More...
06/04/21 Special Meeting At 8AM	Agenda	Minutes	More...	
05/26/21 Business Meeting At 9AM (Note: AMENDED Agenda)			Agenda	Minutes
05/26/21 Workshop At 2PM (Note: Amended Agenda)				Agenda
05/20/21 Budget Committee At 9AM (Amended Agenda)				Agenda
05/19/21 Special Meeting At 10:30AM	Agenda	Minutes	More...	
05/12/21 Business Meeting At 9AM (Note: AMENDED Agenda)			Agenda	Minutes
05/12/21 CANCELED If Necessary - Budget Committee At 2PM				
05/11/21 CCPTSD Budget Committee Meeting At 9:15AM			Agenda	Mini
05/11/21 Budget Committee Meeting At 9:30AM			Agenda	Mo
05/10/21 Budget Committee At 9AM				Agenda
05/06/21 Special Meeting At 11:30AM	Agenda	Minutes	More...	
05/05/21 Compensation Board Meeting At 1PM				
04/28/21 Business Meeting At 9:30AM (Note: AMENDED Agenda)			Agenda	Minutes

Document Center

The Document Center provides easy access to public documents. Click on one of the categories below to see related documents or use the search function.

Search for file type:

Please click on one of the categories below to see uploaded documents.

2021 - 2022 BUDGET *6 documents*



2020-21 Curry County Adopted Budget



2020-21 CCPTSD Adopted Budget



Budget Comparison



2020-21 Notice of Budget Hearing LB-1



2020-21 CCPTD Notice of Budget Hearing LB-1



Budget Calendar

**CURRY COUNTY MASTER PAYROLL
FISCAL YEAR 2021-22**

Exhibit A

Dept	Position	Name	Status	%	Union	Range	Step	Salary/ Hourly	Longevity	Total Gross	Health Insurance	HRA	Life Insurance	FICA	PERS Category	PERS Portion	Workers' Comp	WC Tax Ben Fund	Total Cost	
GENERAL FUND - 110																				
BOPTA																				
411.30	County Clerk	Renee Kolen	EO	0.5%	SEU	E		32.08		32.08	6.50		0.03	2.45	PERS	9.22	0.04	0.23	50.56	
411.30	Deputy Clerk II	Ian Ashby	F	1.67%	SEU	D	3	67.67		67.67	21.71	0.84	0.07	5.18	OPSP	14.66	0.08	0.76	110.97	
411.30	Deputy Clerk I	Marci Brose	F	1.67%	SEU	D	2	62.04		62.04	21.71	0.84	0.11	4.75	OPSP	13.44	0.08	0.76	103.72	
411.30	Deputy Clerk I	Lindsey Harris	F	1.66%	SEU	D	2	61.67		61.67	21.58	0.83	0.11	4.72	OPSP	13.36	0.08	0.76	103.10	
Elections																				
414.00	County Clerk	Renee Kolen	EO	49.5%		P	11+	3,176.25		3,176.25	643.50		3.24	242.88	PERS	913.17	4.01	22.65	5,005.80	
414.00	Elections Administrator/Chief Deputy	Shelley Denney	F	70%		E		4,416.30		4,416.30	910.00		4.59	337.85	PERS	1,269.69	5.57	32.03	6,976.02	
414.00	Deputy Clerk II	Ian Ashby	F	49.17%	SEU	D	3	1,992.37		1,992.37	639.21	24.59	2.07	152.42	OPSP	431.55	2.51	22.50	3,267.20	
414.00	Deputy Clerk I	Marci Brose	F	49.17%	SEU	D	2	1,826.67		1,826.67	639.21	24.59	3.22	139.74	OPSP	395.66	2.30	22.50	3,053.88	
414.00	Deputy Clerk I	Lindsey Harris	F	49.17%	SEU	D	2	1,826.67		1,826.67	639.21	24.59	3.22	139.74	OPSP	395.66	2.30	22.50	3,053.88	
Tax Office																				
415.15	County Assessor	Jim Kolen	EO	10%		P		662.50		662.50	130.00		0.66	50.68	PERS	190.47	8.87	4.58	1,047.75	
415.15	Deputy Assessor	Tracy Garner	F	5%		K	11+	315.45		315.45	65.00		0.33	24.13	PERS	90.69	4.22	2.29	502.11	
415.15	Chief Office Deputy	Wendy Carpenter	F	40%	SEU	K	3	1,846.00		1,846.00	520.00	20.00	2.62	141.22	OPSP	399.84	2.33	7.32	2,939.33	
415.15	Chief Tax Deputy	Amanda Monazi	F	100%	SEU	E	2	3,934.00		3,934.00	1,300.00	50.00	4.20	300.95	OPSP	852.10	4.96	45.76	6,491.98	
415.15	Administrative Secretary	Lauryn Hopkins	F	20%	SEU	D	5	812.00		812.00	260.00	10.00	1.31	62.12	OPSP	175.88	1.02	1.83	1,324.16	
Treasurer's Office																				
415.16	County Treasurer	David Barnes	EO	100%				5,670.58		5,670.58	1,300.00		4.20	433.80			75.91	45.76	7,530.25	
415.16	Deputy Treasurer	open position	IRR					20.00		700.00				53.55			0.88	22.88	777.31	
Assessor's Office																				
415.17	County Assessor	Jim Kolen	EO	90%		P	11+	5,962.50		5,962.50	1,170.00		5.90	456.13	PERS	1,714.22	79.81	41.18	9,423.74	
415.17	Deputy Assessor	Tracy Garner	F	95%		K		5,993.55		5,993.55	1,235.00		6.22	458.51	PERS	1,723.15	80.23	43.47	9,540.13	
415.17	Chief Office Deputy	Wendy Carpenter	F	60%	SEU	K	3	2,769.00		2,769.00	780.00	30.00	3.93	211.83	OPSP	599.77	3.49	16.47	4,414.49	
415.17	Commercial Property Appraiser	open position	F	100%	SEU	L	2	4,535.00		4,535.00	1,300.00	50.00	4.20	346.93	OPSP	982.28	60.73	45.76	7,324.87	
415.17	Appraiser/Analyst II	Kiley Wegner	F	100%	SEU	L	3	4,671.00		4,671.00	1,300.00	50.00	4.20	357.33	OPSP	1,011.74	62.53	45.76	7,502.56	
415.17	Appraiser/Analyst II	Lacey Young	F	100%	SEU	L	2	4,535.00		4,535.00	1,300.00	50.00	4.20	346.93	OPSP	982.28	60.71	45.76	7,324.87	
415.17	Appraiser Trainee	Alex Adkins	F	100%	SEU	D	1	3,607.00		3,607.00	1,300.00	50.00	6.55	275.94	OPSP	781.28	48.28	45.76	6,114.81	
415.17	Administrative Secretary	Lauryn Hopkins	F	80%	SEU	D	5	3,248.00		3,248.00	1,040.00	40.00	5.24	248.47	OPSP	703.52	4.10	29.29	5,318.61	
District Attorney's Office																				
415.30	Deputy District Attorney III	Kevin Kelley	F	21.5%		V	4	1,495.54		1,495.54	279.50		1.41	114.41	OPSP	323.93	1.89	9.84	2,226.52	
415.30	Deputy District Attorney III	open position	F	100%		V	3	6,753.00		6,753.00	1,300.00		6.55	516.60	OPSP	1,462.70	8.52	45.76	10,093.13	
415.30	Deputy District Attorney I	Cody Hawkins	F	100%		P	1	5,092.00		5,092.00	1,300.00		4.20	389.54	OPSP	1,102.93	6.42	45.76	7,940.85	
415.30	Office Manager	Stacy DeLonge	F	82%		J	6	4,033.58		4,033.58	1,066.00		3.44	308.57	OPSP	873.67	5.09	37.52	6,327.88	
415.30	Legal Secretary	open position	F	100%	SEU	G	1	3,174.40		3,174.40	1,040.00	40.00	4.20	242.84	OPSP	687.58	4.00	36.61	5,229.63	
Recording																				
415.40	County Clerk	Renee Kolen	EO	50%				3,208.33		3,208.33	650.00		3.28	245.44	PERS	922.40	4.05	22.88	5,056.37	
415.40	Elections Administrator/Chief Deputy	Shelley Denney	F	30%		P	11+	1,882.70		1,882.70	390.00		1.97	144.79	PERS	544.15	2.39	13.73	2,989.72	
415.40	Deputy Clerk II	Ian Ashby	F	49.16%	SEU	E	3	1,991.96		1,991.96	639.08	24.58	2.06	152.39	OPSP	431.46	2.51	22.50	3,266.54	
415.40	Deputy Clerk I	Marci Brose	F	49.16%	SEU	D	2	1,826.29		1,826.29	639.08	24.58	3.22	139.71	OPSP	395.58	2.30	22.50	3,053.26	
415.40	Deputy Clerk I	Lindsey Harris	F	49.17%	SEU	D	2	1,826.67		1,826.67	639.21	24.59	3.22	139.74	OPSP	395.66	2.30	22.50	3,053.88	
Juvenile																				
423.60	Juvenile Director	Wendy Lang	F	100%		U	11+	7,623.00		7,623.00	1,300.00		6.55	583.16	OPSP	1,651.14	197.43	45.76	11,407.04	
423.60	Juvenile Counselor II	Christine Neil	F	100%	SEU	K	3	4,615.00		4,615.00	1,300.00	50.00	4.20	353.05	OPSP	999.61	119.52	45.76	7,487.14	
423.60	Juvenile Counselor II	Lena Rupe	F	100%	SEU	K	2	4,480.00		4,480.00	1,300.00	50.00	6.55	342.72	OPSP	970.37	116.03	45.76	7,311.43	
423.60	Operations Manager	Amy Gaddis-Parker	F	100%	SEU	F	2	4,043.00		4,043.00	1,300.00	50.00	6.55	309.29	OPSP	875.71	5.10	45.76	6,635.41	
423.60	Juv Counselor I/Crew Supervisor	Waylon Somers	F	100%	SEU	E	2	3,934.00		3,934.00	1,300.00	50.00	6.55	300.95	OPSP	852.10	4.96	45.76	6,494.33	

**CURRY COUNTY MASTER PAYROLL
FISCAL YEAR 2021-22**

Exhibit A

Dept	Position	Name	Status	%	Union	Range	Step	Salary/ Hourly	Longevity	Total Gross	Health Insurance	HRA	Life Insurance	FICA	PERS Category	County Portion	Workers' Comp	WC Tax Ben Fund	Total Cost	
ROAD FUND - 1.15																				
431.00	Roadmaster	Richard Christensen	F	100%		W	5	7,502.00		7,502.00	1,300.00		6.55	573.90	OPSRP		100.42	45.76	9,528.63	
431.00	Road Maint/Const Foreman	Gary Wolfford	F	100%	T206	K	6	29.09	252.11	5,294.38	1,350.00		6.55	405.02	OPSRP	1,146.76	320.97	45.98	8,569.66	
431.00	Road Maint/Const Foreman	Allan Avery	F	100%	T206	K	4	27.42	-	4,752.80	1,350.00		6.55	363.59	OPSRP	1,029.46	288.14	45.98	7,836.51	
431.00	Office Manager	Diana Carpenter	F	100%	T206	J	6	28.38	245.96	5,165.16	1,350.00		6.55	395.13	PERS	1,484.98	6.51	45.98	8,494.32	
431.00	Sr. Accounting Specialist	Arnie Reed	F	100%	T206	F	3	24.03	-	4,165.20	1,350.00		6.55	318.64	OPSRP	902.18	5.25	45.98	6,793.80	
431.00	Accounting Clerk	Jonathan Willis	F	100%	T206	D	2	21.43	-	3,714.53	1,350.00		6.55	284.16	OPSRP	804.57	4.68	45.98	6,210.48	
431.00	Shop Foreman	Bob Halcomb	F	100%	T206	I	6	27.67	239.85	5,035.98	1,350.00		4.20	385.25	PERS	1,447.85	147.52	45.98	8,416.79	
431.00	Road Maint/Construction III	open position	F	100%	T206	E	1	22.03	-	3,818.53	1,350.00		6.55	292.12	PERS	1,097.83	231.50	45.98	6,842.51	
431.00	Road Maint/Construction III	Ray Birky	F	100%	T206	E	6	25.54	-	4,426.93	1,350.00		6.55	338.66	OPSRP	958.87	268.38	45.98	7,395.38	
431.00	Road Maint/Construction III	Dale Kenner	F	100%	T206	E	2	22.70	-	3,934.67	1,350.00		6.55	301.00	PERS	1,131.22	238.54	45.98	7,007.95	
431.00	Road Maint/Construction III	open position	F	100%	T206	E	1	22.03	-	3,818.53	1,350.00		6.55	292.12	OPSRP	827.09	231.50	45.98	6,571.77	
431.00	Road Maint/Construction III	Mitchell Sanders	F	100%	T206	E	4	24.08	-	4,173.87	1,350.00		6.55	319.30	OPSRP	904.06	253.04	45.98	7,052.80	
431.00	Mechanic	Chuck Gage	F	100%	T206	E	6	25.54	-	4,426.93	1,350.00		4.20	338.66	PERS	1,272.74	129.68	45.98	7,568.20	
431.00	Drainage/Vegetation Maint	Justin Flores	F	100%	T206	E	3	23.38	-	4,052.53	1,350.00		6.55	310.02	PERS	1,165.10	245.68	45.98	7,175.87	
431.00	Drainage/Vegetation Maint	Weston Robbins	F	100%	T206	E	1	22.03	-	3,818.53	1,350.00		6.55	292.12	PERS	1,097.83	231.50	45.98	6,842.51	
431.00	Road Maint/Construction II	open position	F	100%	T206	C	1	19.59	-	3,395.60	1,350.00		4.20	259.76	PERS	976.24	205.86	45.98	6,237.64	
431.00	Road Maint/Construction II	Stephanie Herzog	F	100%	T206	C	4	21.40	-	3,709.33	1,350.00		4.20	283.76	OPSRP	803.44	224.88	45.98	6,421.60	
431.00	Road Maint/Construction II	Amie Barnard	F	100%	T206	C	2	20.17	-	3,496.13	1,350.00		6.55	267.45	OPSRP	757.26	211.95	45.98	6,135.33	
431.00	Road Maint/Construction II	Ally Peck	F	100%	T206	C	2	20.17	-	3,496.13	1,350.00		6.55	267.45	OPSRP	757.26	211.95	45.98	6,135.33	
431.00	Road Maint/Construction I	Emily Martin	F	100%	T206	B	1	17.75	-	3,076.67	1,350.00		4.20	235.37	PERS	884.94	186.52	45.98	5,793.28	
431.00	Road Maint/Construction I	Colby Hanks	F	100%	T206	B	2	18.28	-	3,168.53	1,350.00		6.55	242.39	OPSRP	686.30	192.09	45.98	5,691.85	
431.00	Road Maint/Construction I	Jeff Bonetto	F	100%	T206	B	2	18.28	-	3,168.53	1,350.00		6.55	242.39	OPSRP	686.30	192.09	45.98	5,691.85	
431.00	Engineering Tech II	open position	F	100%	T206	I	1	23.87	-	4,137.47	1,350.00		6.55	316.52	PERS	1,189.52	55.38	45.98	7,101.42	
431.00	Engineering Tech II	Robert Schaler	F	100%	T206	I	6	27.67	239.81	4,796.13	1,350.00		6.55	366.90	PERS	1,378.89	64.20	45.98	8,008.66	
431.00	Engineering Tech II	open position	F	100%	T206	I	1	23.87	-	4,137.47	1,350.00		6.55	316.52	PERS	1,189.52	55.38	45.98	7,101.42	
431.00	Accounting Specialist	Kim Alexander	IRR			I	1	17.38	-	1,506.27				115.23	OPSRP	326.26	91.32	22.88	2,061.95	
431.00	Temporary Flagger	open position	IRR					15.00	-	1,300.00				99.45			78.81	22.88	1,501.14	
431.00	Temporary Flagger	open position	IRR					15.00	-	1,300.00				99.45			78.81	22.88	1,501.14	
431.00	Temporary Flagger	open position	IRR					15.00	-	1,300.00				99.45			78.81	22.88	1,501.14	
431.00	Temporary Flagger	open position	IRR					15.00	-	1,300.00				99.45			78.81	22.88	1,501.14	
LAW LIBRARY FUND - 1.25																				
412.50	Office Manager	Stacy De Longe	F	16%		J	6	885.42		885.42	234.00		0.76	67.73	OPSRP	191.78	1.12	8.24	1,389.05	
SHERIFF'S FUND - 1.28																				
<i>Search and Rescue</i>																				
421.21	County Sheriff	John Ward	EO	10%		EO		853.23		853.23	130.00		0.87	65.27	PERS		22.10	4.58	1,076.04	
421.21	Captain	Phil McDonald	F	25%	T223	LE15	F	2,068.25	-	2,068.25	325.00		2.16	158.22	PERS		53.57	11.44	2,618.64	
421.21	Sergeant II	open position	F	15%	T223	S18	F	1,031.70	-	1,031.70	210.00		1.30	78.93	PERS		26.72	6.66	1,363.01	
<i>Marine Patrol</i>																				
421.23	Sergeant II	open position	F	25%	T223	S18	F	1,719.50	-	1,719.50	350.00		2.16	131.54	PERS		44.70	11.44	2,271.84	
421.23	Marine Deputy III	Walter Scherbarth	F	100%	T223	S3	F	5,779.00	237.71	6,016.71	1,400.00	50.00	8.65	460.28	PERS	1,729.80	156.41	45.76	9,867.61	
<i>Forest Patrol</i>																				
421.24	Sergeant II	open position	F	17%	T223	S18	F	1,169.26	-	1,169.26	238.00		1.47	89.45	PERS		30.28	7.78	1,544.74	
421.24	Forest Patrol Deputy	Jared Gray	F	100%	T223	S3	F	5,779.00	118.86	5,897.86	1,400.00	50.00	8.65	451.19	OPSRP	1,534.62	152.75	45.76	9,540.83	
<i>Sheriff - Civil and Criminal</i>																				
421.27	County Sheriff	John Ward	EO	40%		EO		3,412.90		3,412.90	520.00		3.46	261.09	PERS	981.21	88.39	18.30	5,285.35	
421.27	Captain	Phil McDonald	F	30%		LE15	F	2,481.90	-	2,481.90	390.00		2.60	189.87	PERS	713.55	64.28	13.73	3,855.91	

**CURRY COUNTY MASTER PAYROLL
FISCAL YEAR 2021-22**

Exhibit A

Dept	Position	Name	Status	%	Union	Range	Step	Salary/ Hourly	Longevity	Total Gross	Health Insurance	HRA	Life Insurance	FICA	PERS Category	County Portion	Workers' Comp	W/C Tax Ben Fund	Total Cost
421.27	Lieutenant	John Ensley	F	100%	LE13	F		7,359.00	-	7,359.00	1,300.00	-	8.65	562.96	PERS	2,115.71	190.59	45.76	11,582.68
421.27	Sergeant II	open position	F	43%	T23	F		2,957.54	-	2,957.54	602.00	21.50	3.72	226.25	OPSRP	769.55	76.88	19.68	4,677.12
421.27	Sergeant II	Jason Thien	F	100%	T23	S18	D	6,238.00	-	6,238.00	1,400.00	50.00	8.65	477.21	OPSRP	1,623.91	162.16	45.76	10,004.91
421.27	Sergeant II	Jordan White	F	100%	T23	S18	F	6,878.00	-	6,878.00	1,400.00	50.00	8.65	526.17	OPSRP	1,789.66	178.13	45.76	10,876.37
421.27	Detective	Jaired Freeman	F	100%	T23	S6	F	5,985.00	-	5,985.00	1,400.00	50.00	8.65	457.85	OPSRP	1,557.30	155.01	45.76	9,657.22
421.27	Detective	Maia Mallo	F	100%	T23	S6	F	5,985.00	-	5,985.00	1,400.00	50.00	8.65	457.85	OPSRP	1,557.30	155.01	45.76	9,657.22
421.27	Road Deputy III	open position	F	100%	T23	S3	F	5,611.00	-	5,611.00	1,400.00	50.00	8.65	429.24	OPSRP	1,459.98	145.32	45.76	9,149.95
421.27	Road Deputy III - plus K-9	David Marshall	F	100%	T23	S3	F	6,068.00	-	6,068.00	1,400.00	50.00	8.65	464.20	OPSRP	1,578.89	157.16	45.76	9,770.31
421.27	Road Deputy II	Tim King	F	100%	T23	S2	F	5,779.00	-	5,779.00	1,400.00	50.00	8.65	442.09	OPSRP	1,503.70	149.67	45.76	9,376.52
421.27	Road Deputy II	David Eason	F	100%	T23	S2	F	5,504.00	-	5,504.00	1,400.00	50.00	8.65	421.06	OPSRP	1,432.14	142.55	45.76	9,004.15
421.27	Road Deputy II - plus K-9	Joshua Teler	F	100%	T23	S2	F	5,779.00	-	5,779.00	1,400.00	50.00	8.65	442.09	OPSRP	1,503.70	149.67	45.76	9,378.87
421.27	Road Deputy II	Jacob Stout	F	100%	T23	S2	D	4,992.00	-	4,992.00	1,400.00	50.00	8.65	381.89	OPSRP	1,298.92	129.29	45.76	8,304.15
421.27	Road Deputy II	open position	F	100%	T23	S2	D	4,992.00	-	4,992.00	1,400.00	50.00	8.65	381.89	OPSRP	1,298.92	129.29	45.76	8,306.50
421.27	Road Deputy I	Garrett Shannon	F	100%	T23	S1	F	5,244.00	-	5,244.00	1,400.00	50.00	8.65	401.17	OPSRP	1,364.49	135.81	45.76	8,699.88
421.27	Road Deputy I	DJ Storms	F	100%	T23	S1	F	5,244.00	64.71	5,308.71	1,400.00	50.00	8.65	406.12	OPSRP	1,381.33	137.49	45.76	8,738.05
421.27	Road Deputy I	Kenny Moore	F	100%	T23	S1	D	4,756.00	-	4,756.00	1,400.00	50.00	8.65	363.83	OPSRP	1,237.51	123.18	45.76	7,982.58
421.27	Road Deputy I	Cade Alcorn	F	100%	T23	S1	A	4,314.00	-	4,314.00	1,400.00	50.00	8.65	330.02	OPSRP	1,122.50	111.73	45.76	7,382.66
421.27	Road Deputy I	Jordan Rhodes	F	100%	T23	S1	E	4,994.00	64.71	5,058.71	1,400.00	50.00	8.65	386.99	OPSRP	1,316.28	131.02	45.76	8,397.40
421.27	Chief Civil Deputy	Joan Allen-Sleinke	F	100%	T23	S15	F	5,425.00	156.22	5,581.22	1,400.00	50.00	8.65	426.96	OPSRP	1,452.23	144.55	45.76	9,109.37
421.27	Executive Administrative Assistant	Synthia Westerman	F	100%	T23	S12	D	4,921.00	-	4,921.00	1,400.00	50.00	8.65	376.46	OPSRP	1,280.44	6.21	45.76	8,088.52
Corrections																			
421.29	County Sheriff	John Ward	EO	25%	EO	F		2,133.06	-	2,133.06	325.00	-	2.16	163.18	PERS	-	55.24	11.44	2,690.09
421.29	Captain	Phil McDonald	F	10%	LE15	F		827.30	-	827.30	130.00	-	0.87	63.29	PERS	-	21.43	4.58	1,047.46
421.29	Lieutenant	Joel Hensley	F	100%	LE13	F		7,359.00	295.00	7,654.00	1,300.00	-	8.65	585.53	PERS	2,200.53	198.23	45.76	11,992.70
421.29	Corporal	Ryan Brose	F	100%	T23	S16.5	E	5,761.33	77.33	5,838.66	1,400.00	50.00	8.65	440.74	OPSRP	1,499.10	149.21	45.76	9,354.79
421.29	Corporal	Jeremy Krohn	F	100%	T23	S16.5	C	5,493.00	77.33	5,570.33	1,400.00	50.00	8.65	420.01	OPSRP	1,428.58	142.19	45.76	8,983.18
421.29	Corrections Deputy II	John Mackenzie	F	100%	T23	S8	D	4,685.00	-	4,685.00	1,400.00	50.00	8.65	358.40	OPSRP	1,219.04	121.34	45.76	7,885.84
421.29	Corrections Deputy II	Chris Shaver	F	100%	T23	S8	F	5,165.00	-	5,165.00	1,400.00	50.00	8.65	395.12	OPSRP	1,343.93	133.77	45.76	8,539.88
421.29	Corrections Deputy II	Bryce Starbird	F	100%	T23	S8	D	4,685.00	-	4,685.00	1,400.00	50.00	8.65	358.40	OPSRP	1,219.04	121.34	45.76	7,888.19
421.29	Corrections Deputy I	Kristine Phillips	F	100%	T23	S7	F	4,922.00	-	4,922.00	1,400.00	50.00	8.65	376.53	OPSRP	1,280.70	127.47	45.76	8,211.12
421.29	Corrections Deputy I	Ashley Thien	F	100%	T23	S7	D	4,334.00	-	4,334.00	1,400.00	50.00	8.65	331.55	OPSRP	1,127.71	112.25	45.76	7,499.91
421.29	Corrections Deputy I	Travis McCleary	F	100%	T23	S7	C	4,252.00	-	4,252.00	1,400.00	50.00	8.65	325.28	OPSRP	1,106.37	110.12	45.76	7,295.83
421.29	Corrections Deputy I	Samuel Palacios	F	100%	T23	S7	B	4,049.00	-	4,049.00	1,400.00	50.00	8.65	309.75	OPSRP	1,053.55	104.87	45.76	7,021.57
421.29	Corrections Deputy I	Nicholas Ensley	F	100%	T23	S7	C	4,252.00	-	4,252.00	1,400.00	50.00	8.65	325.28	OPSRP	1,106.37	110.12	45.76	7,298.18
421.29	Corrections Deputy I	Joshua Frame	F	100%	T23	S7	D	4,252.00	-	4,252.00	1,400.00	50.00	8.65	325.28	OPSRP	1,106.37	110.12	45.76	7,298.18
421.29	Corrections Deputy I	Jesse Shenefelt	F	100%	T23	S7	D	4,464.00	-	4,464.00	1,400.00	50.00	8.65	341.50	OPSRP	1,161.53	115.61	45.76	7,587.05
421.29	Corrections Deputy I	Coady Stanbery	F	100%	T23	S7	B	4,049.00	-	4,049.00	1,400.00	50.00	8.65	309.75	OPSRP	1,053.55	104.87	45.76	7,021.57
421.29	Corrections Deputy I	Russell Benson	F	100%	T23	S7	S	3,856.00	-	3,856.00	1,400.00	50.00	8.65	294.98	OPSRP	1,003.33	99.87	45.76	6,756.24
421.29	Facilities Maintenance Worker	Tad Ringliet	F	50%	SEIU	B	5	1,731.50	-	1,731.50	650.00	25.00	3.28	132.46	OPSRP	375.04	55.09	22.88	2,995.25
421.29	Jail Nurse	Georganne Greene	IRR					55.00	-	55.00	-	-	-	182.33		-	61.73	11.44	2,638.82
421.29	Jail Nurse	Jeanina Williams-Barnard	IRR					3,700.00	-	3,700.00	-	-	-	283.05		-	95.83	11.44	4,090.32
421.29	Jail Nurse Practitioner	Stacy Kregler	IRR					1,500.00	-	1,500.00	-	-	-	-		-	-	-	-
Communications																			
421.51	County Sheriff	John Ward	EO	15%	EO	F		1,279.84	-	1,279.84	195.00	-	1.30	97.91	PERS	-	33.15	6.66	1,614.05
421.51	Captain	Phil McDonald	F	20%	LE15	F		1,654.60	-	1,654.60	260.00	-	1.73	126.58	PERS	-	42.85	9.15	2,094.91
421.51	Sergeant I	Stacy Aranda	F	100%	T23	S17	E	6,240.00	134.75	6,374.75	1,400.00	50.00	8.65	487.67	OPSRP	1,380.77	165.10	45.76	9,910.35
421.51	Communications Deputy III	Kathy Mazur	F	100%	T23	S12	F	5,536.58	111.58	5,648.16	1,400.00	50.00	8.65	423.55	PERS	1,591.77	143.39	45.76	9,199.70
421.51	Communications Deputy II	Britany Falls	F	100%	T23	S11	F	5,165.00	-	5,165.00	1,400.00	50.00	8.65	395.12	OPSRP	1,118.74	133.77	45.76	8,317.04
421.51	Communications Deputy I	Kaila Shaw	F	100%	T23	S10	C	4,252.00	-	4,252.00	1,400.00	50.00	8.65	325.28	OPSRP	920.98	110.12	45.76	7,112.79
421.51	Communications Deputy I	Jasmin Brotton	F	100%	T23	S10	A	3,856.00	-	3,856.00	1,400.00	50.00	8.65	294.98	OPSRP	835.21	99.87	45.76	6,588.12
421.51	Communications Deputy I	Cierra Redmane	F	100%	T23	S10	C	4,252.00	-	4,252.00	1,400.00	50.00	8.65	325.28	OPSRP	920.98	110.12	45.76	7,112.79
421.51	Communications Deputy I	Krystal Bolduc	F	100%	T23	S10	C	4,252.00	-	4,252.00	1,400.00	50.00	8.65	325.28	OPSRP	920.98	110.12	45.76	7,112.79
421.51	Communications Deputy I	Lori Kyzar	F	100%	T23	S10	B	4,049.00	-	4,049.00	1,400.00	50.00	8.65	309.75	OPSRP	877.01	104.87	45.76	6,842.69
421.51	Records Manager	open position	F	100%	T23	S12	B	4,463.00	-	4,463.00	1,400.00	50.00	8.65	341.42	OPSRP	966.69	5.63	45.76	7,278.79

Adult Probation and Probation

**CURRY COUNTY MASTER PAYROLL
FISCAL YEAR 2021-22**

Exhibit A

Dept	Position	Name	Status	%	Union	Range	Step	Salary/ Hourly	Longevity	Total Gross	Health Insurance	HRA	Life Insurance	FICA	PERS Category	County Portion	Workers' Comp	WC Tax Ben Fund	Total Cost	
423.50	County Sheriff	John Ward	EO	100%	EO			853.23		853.23	130.00		0.87	65.27	PERS		22.10	4.58	1,076.04	
423.50	County Captain	Phil McDonald	F	15%	LE15	F		1,240.95		1,240.95	195.00		1.30	94.93	PERS		32.14	6.86	1,571.18	
423.50	Lieutenant	David Denney	F	100%	T223	F		7,359.00	206.50	7,565.50	1,300.00		6.30	578.76	PERS	2,175.08	195.94	45.76	11,867.34	
423.50	P & P Officer/Admin Asst	Vicki Scott	F	100%	T223	F		6,267.00	128.89	6,395.89	1,400.00	50.00	6.30	489.29	OPSRP	1,838.82	165.65	45.76	10,391.70	
423.50	Adult Parole & Probation Officer III	Mike Lang	F	100%	T223	F		5,849.00	240.58	6,089.58	1,400.00	50.00	6.30	465.85	PERS	1,750.75	157.71	45.76	9,965.96	
423.50	Adult Parole & Probation Officer II	Dona Dotson	F	100%	T223	F		5,571.00	114.58	5,685.58	1,400.00	50.00	6.30	434.95	PERS	1,634.60	147.25	45.76	9,404.44	
<u>OTHER SPECIAL REVENUE FUND - 1.90</u>																				
<i>Solid Waste</i>																				
630.00	County Legal Counsel	Anthony Pope	F	14%	BB	I		1,039.64		1,039.64	182.00		0.92	79.53	OPSRP	225.19	1.31	6.41	1,534.99	
630.00	Facilities Director	Chet Brewer	F	10%	P	Z		524.50		524.50	130.00		0.66	40.12	OPSRP	113.61	14.81	4.58	828.27	
630.00	Legal Assistant	open position	F	5%	G	I		198.40		198.40	65.00		0.33	15.18	PERS	57.04	0.25	2.29	338.48	
<u>COUNTY FAIR FUND - 2.14</u>																				
<i>Administration</i>																				
451.40	Event Center Manager	Kaitlyn Coleman	F	65%	M	I		2,896.40		2,896.40	845.00		4.26	221.57	OPSRP	627.36	6.74	29.74	4,631.08	
451.40	Office Assistant	Michelle Willis	IRR	65%				13.00		1,256.67				96.14	OPSRP	272.19	15.12	21.74	1,661.85	
451.40	Office Assistant	Keindra LeGuee	IRR	65%				13.00		1,256.67				96.14	OPSRP	272.19	15.12	21.74	1,661.85	
451.40	Office Assistant	Shannon Neill	IRR	65%				13.00		1,256.67				96.14	OPSRP	272.19	15.12	21.74	1,661.85	
451.40	Maintenance Supervisor	David Mitchell	IRR	65%				15.00		1,450.00				110.93	OPSRP	314.07	17.44	21.74	1,914.17	
451.40	Maintenance	Jake VanProoyen	IRR	65%				13.00		1,256.67				96.14	OPSRP	272.19	15.12	21.74	1,661.85	
<i>Fair Operations</i>																				
451.41	Event Center Manager	Kaitlyn Coleman	F	35%	M	I		1,559.60		1,559.60	455.00		2.29	119.31	OPSRP	337.81	3.63	16.02	2,493.66	
451.41	Office Assistant	Michelle Willis	IRR	35%				13.00		1,256.67				96.14	OPSRP	272.19	15.12	21.74	1,661.85	
451.41	Office Assistant	Keindra LeGuee	IRR	35%				13.00		1,256.67				96.14	OPSRP	272.19	15.12	21.74	1,661.85	
451.41	Office Assistant	Shannon Neill	IRR	35%				13.00		1,256.67				96.14	OPSRP	272.19	15.12	21.74	1,661.85	
451.41	Maintenance Supervisor	David Mitchell	IRR	35%				15.00		1,450.00				110.93	OPSRP	314.07	17.44	21.74	1,914.17	
451.41	Maintenance	Jake VanProoyen	IRR	35%				13.00		1,256.67				96.14	OPSRP	272.19	15.12	21.74	1,661.85	
451.41	Fair Maintenance	open position	IRR	100%				11.50		287.50				21.99			3.46	21.74	334.69	
451.41	Fair Maintenance	open position	IRR	100%				11.50		287.50				21.99			3.46	21.74	334.69	
<u>COMMUNITY DEVELOPMENT FUND - 2.12</u>																				
<i>Planning</i>																				
400.00	Planning Director	Bekky Crockett	F	100%	P	6+		6,104.00		6,104.00	1,300.00		4.20	466.96	PERS	1,754.90	73.42	45.76	9,749.23	
400.00	Code Enforcement Officer	Dave Fortman	F	33.3%	M	3		1,574.09		1,574.09	432.90		2.18	120.42	OPSRP	340.95	3.66	15.24	2,489.44	
400.00	Sr. Planner	Nancy O'Dwyer	F	100%	SEIU	7-10		5,206.00		5,206.00	1,300.00	50.00	6.55	398.26	OPSRP	1,127.62	6.56	45.76	8,140.75	
400.00	Office Manager	Penny Hudgens	F	37.5%	SEIU	4		1,738.88		1,738.88	487.50	18.75	2.46	133.02	PERS	499.93	2.19	6.44	2,889.16	
400.00	Permit Tech II	Cindy Ashby	F	22.5%	SEIU	2		885.15		885.15	292.50	11.25	0.95	67.71	OPSRP	191.72	1.12	2.32	1,452.72	
400.00	Community Development Assistant	Hilary Johnson	IRR	50%				20.78		900.47				68.89	OPSRP	195.04	1.14	5.72	1,171.25	
<i>Building</i>																				
405.00	Building Official	Garrett Thomson	F	100%	U	4		6,724.00		6,724.00	1,300.00		6.55	514.39	OPSRP	1,456.42	80.88	45.76	10,127.99	
405.00	Code Enforcement Officer	Dave Fortman	F	33.3%	M	3		1,574.09		1,574.09	432.90		2.18	120.42	OPSRP	340.95	3.66	15.24	2,489.44	
405.00	Office Manager	Penny Hudgens	F	37.5%	SEIU	4		1,738.88		1,738.88	487.50	18.75	2.46	133.02	PERS	499.93	2.19	6.44	2,889.16	
405.00	Building Inspector II	Ryan Baxter	F	100%	SEIU	2		4,262.00		4,262.00	1,300.00	50.00	6.55	326.04	OPSRP	923.15	5.37	45.76	6,918.88	
405.00	Permit Tech II	Cindy Ashby	F	72.5%	SEIU	2		2,852.15		2,852.15	942.50	36.25	4.20	218.19	OPSRP	617.78	3.60	45.76	4,707.84	
405.00	Community Development Assistant	Hilary Johnson	IRR	50%				20.78		900.47				68.89	OPSRP	195.04	1.14	5.72	1,171.25	
405.00	Plumbing Inspector	Julian Saverda	IRR					35.00		2,881.67				220.45			34.66	21.74	3,158.51	
405.00	Building Inspector IV	Dave Bassett	IRR					35.00		1,166.67				86.25			14.03	0.88	1,270.83	
405.00	Plan Examiner	Dan Sigvartsen	IRR					40.00		833.33				63.75			10.02	0.88	907.99	
<i>Septic Services</i>																				

**CURRY COUNTY MASTER PAYROLL
FISCAL YEAR 2021-22**

Exhibit A

Dept	Position	Name	Status	%	Union Range	Step	Salary/ Hourly	Longevity	Total Gross	Health Insurance	HRA	Life Insurance	FICA	PERS Category	County Portion	Workers' Comp	W/C Tax Ben Fund	Total Cost	
410.00	Office Manager	Penny Hudgens	F	5.0% SEIU J		4	231.85		231.85	65.00	2.50	0.33	17.74	PERS	66.66	0.29	0.11	384.48	
410.00	Permit Tech II	Cindy Ashby	F	5.0% SEIU E		2	196.70		196.70	65.00	2.50	4.20	15.05	OPSRP	42.61	0.25	2.29	328.59	
Code Enforcement																			
415.00	Code Enforcement Officer	Dave Fortman	F	33.4%	M	3	1,578.82		1,578.82	494.20		2.19	120.78	OPSRP	341.97	3.68	15.28	2,496.92	
415.00	Deputy Code Enforcement Officer	William Seiber	F	100% SEIU E		2	3,934.00		3,934.00	1,300.00	50.00	6.55	300.95	OPSRP	852.10	4.96	45.76	6,494.33	
415.00	Administrative Assistant	Barbara Colton	F	85% SEIU D		1	3,065.95		3,065.95	1,105.00	42.50	3.57	234.55	OPSRP	664.08	3.87	33.06	5,152.58	
Surveyor																			
420.00	Administrative Assistant	Barbara Colton	F	15% SEIU D		1	541.05		541.05	195.00	7.50	0.63	41.39	OPSRP	117.19	0.68	1.03	904.47	
Economic Development																			
435.00	Economic Development Coordinator	Summer Matteson	F	100%	M	6	5,165.00		5,165.00	1,300.00		4.20	395.12	OPSRP	1,118.74	62.12	45.76	8,090.95	
435.00	Economic Development Assistant	Miranda Plagge	F	100%	I	2	4,262.00		4,262.00	1,300.00		6.55	326.04	OPSRP	923.15	51.26	45.76	6,914.77	
435.00	Office Manager	Penny Hudgens	F	5.0% SEIU J		4	231.85		231.85	65.00	2.50	0.33	17.74	PERS	66.66	0.29	0.11	384.48	
County Parks																			
450.00	Parks Director/Comm Service Coord	Anthony Dehock	F	100%	M	3	4,727.00		4,727.00	1,300.00		4.20	361.62	OPSRP	1,023.87	122.42	45.76	7,584.87	
450.00	Office Manager	Penny Hudgens	F	15.0% SEIU J		4	695.55		695.55	195.00	7.50	0.98	53.21	PERS	199.97	0.88	1.03	1,154.12	
450.00	Summer Work Crew	open position	IRR				12.00		520.00				39.78			15.54	8.80	584.12	
450.00	Summer Work Crew	open position	IRR				12.00		520.00				39.78			15.54	8.80	584.12	
Emergency Services																			
455.00	Emergency Management Coord	open position	F	100%	P	1	5,092.00		5,092.00	1,300.00		6.55	389.54	OPSRP	1,102.83	11.85	45.76	7,948.63	
Water Safety																			
460.00	Aquatic Safety Officer	Luke Martinez	F	100%	K	1	4,350.00		4,350.00	1,300.00		6.55	332.78	OPSRP	942.21	10.13	45.76	6,987.42	
Veterans Services																			
465.00	Veterans Services Officer	Anthony Voudy	F	100%	K	2	4,480.00		4,480.00	1,300.00		6.55	342.72	OPSRP	970.37	10.43	45.76	7,155.83	
465.00	Assistant Veterans Services Officer	Addy Pitman	F	100%	D	1	3,607.00		3,607.00	1,300.00		4.20	275.94	OPSRP	781.28	8.40	45.76	6,022.57	
PUBLIC HEALTH - 2.19																			
Public Health																			
510.00	Public Health Administrator	Shemé Ward	F	100%	U	2	6,338.00		6,338.00	1,300.00		6.55	484.86	OPSRP	1,372.81	76.23	45.76	9,624.21	
ADMINISTRATIVE SERVICES FUND - 2.20																			
Commissioners Office																			
400.00	Commissioner	Court Boice	EO	100%			5,705.25		5,705.25	1,300.00		6.55	436.45	OPSRP	1,235.76	13.28	45.76	8,743.05	
400.00	Commissioner	John Herzog	EO	100%			5,705.25		5,705.25	1,300.00		4.20	436.45			13.28	45.76	7,504.94	
400.00	Commissioner	Christopher Paasch	EO	100%			5,705.25		5,705.25	1,300.00		6.55	436.45			13.28	45.76	7,507.29	
BCC Office																			
411.10	Director of County Operations	Brad Rueckert	F	35%	BB	1	2,599.10		2,599.10	455.00		1.47	198.83	OPSRP	562.97	31.26	16.02	3,864.64	
411.10	Administrative Assistant	John Jezuit	F	100%	G	2	4,087.00		4,087.00	1,300.00		6.55	312.66	OPSRP	885.24	5.15	45.76	6,642.36	
Accounting																			
415.12	Director of County Operations	Brad Rueckert	F	65%	BB	1	4,826.90		4,826.90	845.00		2.73	369.26	OPSRP	1,045.51	58.06	29.74	7,177.20	
415.12	Assistant Finance Director	Cena Crook	F	100% SEIU J		3	4,502.00		4,502.00	1,300.00	50.00	4.20	344.40	OPSRP	975.13	5.68	45.76	7,227.17	
415.12	Accounting Clerk - A/P & Payroll	Carrie Dexter	F	100% SEIU E		2	3,934.00		3,934.00	1,300.00	50.00	6.55	300.95	OPSRP	852.10	4.96	45.76	6,494.33	
County Counsel																			
415.30	County Legal Counsel	Anthony Pope	F	86%	BB	1	6,386.36		6,386.36	1,118.00		3.61	488.56	PERS	1,836.08	8.05	39.35	9,880.01	
415.30	Legal Assistant	open position	F	95%	G	1	3,769.60		3,769.60	1,235.00		6.22	288.37	PERS	1,083.76	4.75	43.47	6,431.18	

**CURRY COUNTY MASTER PAYROLL
FISCAL YEAR 2021-22**

Exhibit A

Dept	Position	Name	Status	%	Union	Range	Step	Salary/ Hourly	Longevity	Total Gross	Health Insurance	HRA	Life Insurance	FICA	PERS Category	County Portion	Workers' Comp	WCTax Ben Fund	Total Cost	
<i>Payroll and Personnel</i>																				
412.50	Payroll & Personnel Coordinator	Julie Swift	F	100%	J		11+	5,438.00		5,438.00	1,300.00		6.55	416.01	PERS	1,563.43	6.86	45.76	8,776.60	
	<i>Building Repair and Construction Projects</i>																			
419.40	Facilities Director	Chet Brewer	F	50%	P		2	2,622.50		2,622.50	650.00		3.28	200.62	OPSRP	568.03	74.03	22.88	4,141.34	
419.40	Facilities Maintenance Worker	Tad Ringuiet	F	35% SEIU	B		5	1,212.05		1,212.05	455.00	17.50	2.29	92.72	OPSRP	262.53	34.21	16.02	2,092.32	
419.40	Facilities Maintenance Worker	open position	F	100% SEIU	B		1	3,077.00		3,077.00	1,300.00	50.00	6.55	235.39	OPSRP	666.48	86.85	45.76	5,468.03	
	<i>Occupancy - Central</i>																			
419.41	Facilities Director	Chet Brewer	F	40%	P		2	2,098.00		2,098.00	520.00		2.62	160.50	OPSRP	454.43	59.22	18.30	3,313.07	
419.41	Facilities Maintenance Worker/Admin Asst	Brandy Allen	F	100% SEIU	C		2	3,497.00		3,497.00	1,300.00	50.00	6.55	267.52	OPSRP	757.45	98.71	45.76	6,022.99	
419.41	Facilities Maintenance Worker	Tad Ringuiet	F	15% SEIU	B		5	519.45		519.45	195.00	7.50	0.98	39.74	OPSRP	112.51	14.66	6.86	896.71	
419.41	Facilities Maintenance Worker	open position	F	100% SEIU	B		1	3,077.00		3,077.00	1,300.00	50.00	6.55	235.39	OPSRP	666.48	86.85	45.76	5,468.03	
419.41	Custodian	Gilbert Garcia	IRR					15.00		1,235.00				94.48	OPSRP	267.50	34.86	21.74	1,653.57	
	<i>FEDERAL GRANTS FUND - 2.50</i>																			
	<i>VOCA Expansion</i>																			
412.34	Victims' Assist Program Advocate	Alisha Wibking-Krohn	F	70% SEIU	E		3	2,836.40		2,836.40	910.00	35.00	4.59	216.98	OPSRP	614.36	3.58	32.03	4,652.94	
412.34	Victim Advocate	Jean Campbell	IRR					17.00		1,326.00				101.44	OPSRP	381.23	1.67	20.59	1,830.93	
	<i>STATE GRANTS FUND - 2.51</i>																			
	<i>DSART Grant</i>																			
415.30	Deputy District Attorney III	Kevin Kelley	F	78.5%	V		4	5,460.46		5,460.46	1,020.50		5.14	417.73	OPSRP	1,182.74	6.89	35.92	8,129.37	
415.30	Victims' Assist Program Advocate	Alisha Wibking-Krohn	F	30% SEIU	E		3	1,215.60		1,215.60	390.00	15.00	1.97	92.99	OPSRP	263.30	1.53	13.73	1,994.12	
415.30	Investigator	open position	IRR					20.00		1,200.00				91.80	OPSRP	259.92	1.51	15.84	1,569.07	

COLA 3%
 Step difference 3%
 Longevity 1 3.25%
 Longevity 2 3.50%

CURRY COUNTY
 SALARY RANGE AND STEPS

FISCAL YEAR 2021-22

	1	2	3	4	5	6	Longevity 7-10 [3.25%]	Longevity 11+ [3.5%]
A	2864	2950	3039	3130	3224	3321	3429	3549
B	16.5256	17.0213	17.5320	18.0579	18.5997	19.1577	19.7803	20.4726
C	3077	3169	3264	3362	3463	3567	3683	3811
D	17.7497	18.2822	18.8306	19.3955	19.9774	20.5767	21.2455	21.9891
E	3395	3497	3602	3710	3821	3936	4064	4206
F	19.5858	20.1734	20.7786	21.4020	22.0440	22.7054	23.4433	24.2638
G	3607	3715	3827	3942	4060	4182	4317	4469
H	20.8100	21.4343	22.0773	22.7396	23.4218	24.1244	24.9085	25.7803
I	3819	3934	4052	4173	4299	4428	4571	4731
J	22.0341	22.6951	23.3760	24.0772	24.7995	25.5435	26.3737	27.2968
K	3925	4043	4164	4289	4418	4551	4698	4863
L	22.6461	23.3255	24.0253	24.7460	25.4884	26.2531	27.1063	28.0550
M	3968	4087	4209	4335	4466	4599	4749	4915
N	22.8898	23.5765	24.2838	25.0123	25.7626	26.5355	27.3979	28.3568
O	4085	4208	4334	4464	4598	4736	4890	5061
P	23.5672	24.2742	25.0024	25.7525	26.5251	27.3208	28.2088	29.1961
Q	4138	4262	4389	4521	4657	4797	4952	5126
R	23.8703	24.5864	25.3239	26.0837	26.8662	27.6722	28.5715	29.5715
S	4244	4371	4502	4637	4776	4919	5079	5257
T	24.4823	25.2168	25.9733	26.7525	27.5551	28.3817	29.3041	30.3298
U	4350	4480	4615	4753	4896	5042	5206	5389
V	25.0944	25.8472	26.6226	27.4213	28.2439	29.0912	30.0367	31.0880
W	4403	4535	4671	4812	4956	5105	5270	5455
X	25.4034	26.1655	26.9504	27.7589	28.5917	29.4495	30.4066	31.4708
Y	4456	4589	4727	4869	5015	5165	5333	5520
Z	25.7064	26.4776	27.2719	28.0901	28.9328	29.8008	30.7693	31.8462
AA	4668	4808	4952	5101	5254	5411	5587	5783
AB	26.9305	27.7385	28.5706	29.4277	30.3106	31.2199	32.2345	33.3627
AC	4880	5027	5177	5333	5493	5657	5841	6046
AD	28.1547	28.9993	29.8693	30.7654	31.6883	32.6390	33.6997	34.8792
AE	5092	5245	5402	5565	5731	5903	6095	6309
AF	29.3788	30.2601	31.1679	32.1030	33.0661	34.0580	35.1649	36.3957
AG	5305	5464	5628	5796	5970	6149	6349	6571
AH	30.6029	31.5210	32.4666	33.4406	34.4438	35.4771	36.6301	37.9122
AI	5517	5682	5853	6028	6209	6395	6603	6834
AJ	31.8270	32.7818	33.7653	34.7782	35.8216	36.8962	38.0953	39.4287
AK	5729	5901	6078	6260	6448	6641	6857	7097
AL	33.0511	34.0426	35.0639	36.1158	37.1993	38.3153	39.5605	40.9452
AM	5941	6119	6303	6492	6687	6887	7111	7360
AN	34.2752	35.3035	36.3626	37.4535	38.5771	39.7344	41.0258	42.4617
AO	6153	6338	6528	6724	6926	7133	7365	7623
AP	35.4993	36.5643	37.6613	38.7911	39.9548	41.1535	42.4910	43.9781
AQ	6365	6556	6753	6956	7164	7379	7619	7886
AR	36.7235	37.8252	38.9599	40.1287	41.3326	42.5726	43.9562	45.4946
AS	6471	6666	6866	7072	7284	7502	7746	8017

	1	2	3	4	5	6	7-10 [3.25%]	11+ [3.5%]
X	37.3355	38.4556	39.6093	40.7975	42.0215	43.2821	44.6888	46.2529
	6578	6775	6978	7187	7403	7625	7873	8149
Y	37.9476	39.0860	40.2586	41.4663	42.7103	43.9916	45.4214	47.0111
	6790	6993	7203	7419	7642	7871	8127	8411
Z	39.1717	40.3468	41.5572	42.8040	44.0881	45.4107	46.8866	48.5276
	7002	7212	7428	7651	7881	8117	8381	8674
AA	40.3958	41.6077	42.8559	44.1416	45.4658	46.8298	48.3518	50.0441
	7214	7431	7653	7883	8120	8363	8635	8937
BB	41.6199	42.8685	44.1546	45.4792	46.8436	48.2489	49.8170	51.5606
	7426	7649	7879	8115	8358	8609	8889	9200
CC	42.8440	44.1294	45.4532	46.8168	48.2213	49.6680	51.2822	53.0771
	8583	8840	9106	9379	9660	9950	10273	10633
	49.5173	51.0028	52.5329	54.1089	55.7322	57.4041	59.2698	61.3442

LE13 (Lieutenants)

5764 6054 6355 6673 7008 7359

LE15 (Captain)

6483 6807 7147 7504 7880 8273

2020-2021 CURRY COUNTY SHERIFF'S OFFICE
 SALARY CONVERSION TABLE
 RANGE S-1

STEP	MONTHLY RATE	ANNUAL SALARY	HOURLY RATE	O/T RATE
A	4,109	49,304	23.7039	35.5558
B	4,314	51,769	24.8891	37.3336
C	4,530	54,358	26.1335	39.2003
D	4,756	57,076	27.4402	41.1603
E	4,994	59,929	28.8122	43.2183
F	5,244	62,926	30.2528	45.3792

<u>LONGEVITY</u>	<u>MONTHLY</u>	<u>ANNUAL</u>
5-10 YEARS - 1.5%	64.71	776.54
10-15 YEARS - 2.5%	107.85	1,294.23
15-20 YEARS - 3.5%	150.99	1,811.92
20+ YEARS - 5.0%	215.71	2,588.46

2020-2021 CURRY COUNTY SHERIFF'S OFFICE
 SALARY CONVERSION TABLE
 RANGE S-2

STEP	MONTHLY RATE	ANNUAL SALARY	HOURLY RATE	O/T RATE
A	4,313	51,751	24.8804	37.3207
B	4,528	54,339	26.1245	39.1867
C	4,755	57,056	27.4307	41.1460
D	4,992	59,909	28.8022	43.2033
E	5,242	62,904	30.2423	45.3635
F	5,504	66,049	31.7544	47.6317

<u>LONGEVITY</u>	<u>MONTHLY</u>	<u>ANNUAL</u>
5-10 YEARS - 1.5%	67.92	815.08
10-15 YEARS - 2.5%	113.21	1,358.47
15-20 YEARS - 3.5%	158.49	1,901.86
20+ YEARS - 5.0%	226.41	2,716.94

2020-2021 CURRY COUNTY SHERIFF'S OFFICE
 SALARY CONVERSION TABLE
 RANGE S-3

STEP	MONTHLY RATE	ANNUAL SALARY	HOURLY RATE	O/T RATE
A	4,528	54,335	26.1224	39.1836
B	4,754	57,051	27.4285	41.1428
C	4,992	59,904	28.7999	43.1999
D	5,242	62,899	30.2399	45.3599
E	5,504	66,044	31.7519	47.6279
F	5,779	69,346	33.3395	50.0093

<u>LONGEVITY</u>	<u>MONTHLY</u>	<u>ANNUAL</u>
5-10 YEARS - 1.5%	71.31	855.77
10-15 YEARS - 2.5%	118.86	1,426.28
15-20 YEARS - 3.5%	166.40	1,996.80
20+ YEARS - 5.0%	237.71	2,852.56

2020-2021 CURRY COUNTY SHERIFF'S OFFICE
 SALARY CONVERSION TABLE
 RANGE S-4

STEP	MONTHLY RATE	ANNUAL SALARY	HOURLY RATE	O/T RATE
A	4,251	51,010	24.5239	36.7859
B	4,463	53,560	25.7501	38.6251
C	4,687	56,238	27.0376	40.5564
D	4,921	59,050	28.3895	42.5842
E	5,167	62,003	29.8090	44.7134
F	5,425	65,103	31.2994	46.9491

<u>LONGEVITY</u>	<u>MONTHLY</u>	<u>ANNUAL</u>
5-10 YEARS - 1.5%	66.95	803.40
10-15 YEARS - 2.5%	111.58	1,339.01
15-20 YEARS - 3.5%	156.22	1,874.61
20+ YEARS - 5.0%	223.17	2,678.01

2020-2021 CURRY COUNTY SHERIFF'S OFFICE
 SALARY CONVERSION TABLE
 RANGE S-5

STEP	MONTHLY RATE	ANNUAL SALARY	HOURLY RATE	O/T RATE
A	4,464	53,568	25.7540	38.6309
B	4,687	56,247	27.0417	40.5625
C	4,922	59,059	28.3937	42.5906
D	5,168	62,012	29.8134	44.7201
E	5,426	65,113	31.3041	46.9562
F	5,697	68,368	32.8693	49.3040

<u>LONGEVITY</u>	<u>MONTHLY</u>	<u>ANNUAL</u>
5-10 YEARS - 1.5%	70.31	843.70
10-15 YEARS - 2.5%	117.18	1,406.17
15-20 YEARS - 3.5%	164.05	1,968.63
20+ YEARS - 5.0%	234.36	2,812.33

2020-2021 CURRY COUNTY SHERIFF'S OFFICE
 SALARY CONVERSION TABLE
 RANGE S-6

STEP	MONTHLY RATE	ANNUAL SALARY	HOURLY RATE	O/T RATE
A	4,690	56,275	27.0553	40.5830
B	4,924	59,089	28.4081	42.6121
C	5,170	62,043	29.8285	44.7427
D	5,429	65,145	31.3199	46.9799
E	5,700	68,403	32.8859	49.3289
F	5,985	71,823	34.5302	51.7953

<u>LONGEVITY</u>	<u>MONTHLY</u>	<u>ANNUAL</u>
5-10 YEARS - 1.5%	73.86	886.33
10-15 YEARS - 2.5%	123.10	1,477.22
15-20 YEARS - 3.5%	172.34	2,068.11
20+ YEARS - 5.0%	246.20	2,954.44

2020-2021 CURRY COUNTY SHERIFF'S OFFICE
 SALARY CONVERSION TABLE
 RANGE S-7

STEP	MONTHLY RATE	ANNUAL SALARY	HOURLY RATE	O/T RATE
A	3,856	46,276	22.2480	33.3720
B	4,049	48,590	23.3604	35.0406
C	4,252	51,019	24.5284	36.7926
D	4,464	53,570	25.7548	38.6323
E	4,687	56,249	27.0426	40.5639
F	4,922	59,061	28.3947	42.5921

<u>LONGEVITY</u>	<u>MONTHLY</u>	<u>ANNUAL</u>
5-10 YEARS - 1.5%	60.74	728.84
10-15 YEARS - 2.5%	101.23	1,214.74
15-20 YEARS - 3.5%	141.72	1,700.64
20+ YEARS - 5.0%	202.46	2,429.48

2020-2021 CURRY COUNTY SHERIFF'S OFFICE
 SALARY CONVERSION TABLE
 RANGE S-8

STEP	MONTHLY RATE	ANNUAL SALARY	HOURLY RATE	O/T RATE
A	4,047	48,562	23.3473	35.0210
B	4,249	50,991	24.5147	36.7720
C	4,462	53,540	25.7404	38.6106
D	4,685	56,217	27.0274	40.5412
E	4,919	59,028	28.3788	42.5682
F	5,165	61,979	29.7978	44.6966

<u>LONGEVITY</u>	<u>MONTHLY</u>	<u>ANNUAL</u>
5-10 YEARS - 1.5%	63.74	764.86
10-15 YEARS - 2.5%	106.23	1,274.76
15-20 YEARS - 3.5%	148.72	1,784.67
20+ YEARS - 5.0%	212.46	2,549.53

2020-2021 CURRY COUNTY SHERIFF'S OFFICE
 SALARY CONVERSION TABLE
 RANGE S-9

STEP	MONTHLY RATE	ANNUAL SALARY	HOURLY RATE	O/T RATE
A	4,251	51,010	24.5239	36.7859
B	4,463	53,560	25.7501	38.6251
C	4,687	56,238	27.0376	40.5564
D	4,921	59,050	28.3895	42.5842
E	5,167	62,003	29.8090	44.7134
F	5,425	65,103	31.2994	46.9491

<u>LONGEVITY</u>	<u>MONTHLY</u>	<u>ANNUAL</u>
5-10 YEARS - 1.5%	66.95	803.40
10-15 YEARS - 2.5%	111.58	1,339.01
15-20 YEARS - 3.5%	156.22	1,874.61
20+ YEARS - 5.0%	223.17	2,678.01

2020-2021 CURRY COUNTY SHERIFF'S OFFICE
 SALARY CONVERSION TABLE
 RANGE S-10

STEP	MONTHLY RATE	ANNUAL SALARY	HOURLY RATE	O/T RATE
A	3,856	46,276	22.2480	33.3720
B	4,049	48,590	23.3604	35.0406
C	4,252	51,019	24.5284	36.7926
D	4,464	53,570	25.7548	38.6323
E	4,687	56,249	27.0426	40.5639
F	4,922	59,061	28.3947	42.5921

<u>LONGEVITY</u>	<u>MONTHLY</u>	<u>ANNUAL</u>
5-10 YEARS - 1.5%	60.74	728.84
10-15 YEARS - 2.5%	101.23	1,214.74
15-20 YEARS - 3.5%	141.72	1,700.64
20+ YEARS - 5.0%	202.46	2,429.48

2020-2021 CURRY COUNTY SHERIFF'S OFFICE
 SALARY CONVERSION TABLE
 RANGE S-11

STEP	MONTHLY RATE	ANNUAL SALARY	HOURLY RATE	O/T RATE
A	4,047	48,562	23.3473	35.0210
B	4,249	50,991	24.5147	36.7720
C	4,462	53,540	25.7404	38.6106
D	4,685	56,217	27.0274	40.5412
E	4,919	59,028	28.3788	42.5682
F	5,165	61,979	29.7978	44.6966

<u>LONGEVITY</u>	<u>MONTHLY</u>	<u>ANNUAL</u>
5-10 YEARS - 1.5%	63.74	764.86
10-15 YEARS - 2.5%	106.23	1,274.76
15-20 YEARS - 3.5%	148.72	1,784.67
20+ YEARS - 5.0%	212.46	2,549.53

2020-2021 CURRY COUNTY SHERIFF'S OFFICE
 SALARY CONVERSION TABLE
 RANGE S-12

STEP	MONTHLY RATE	ANNUAL SALARY	HOURLY RATE	O/T RATE
A	4,251	51,010	24.5239	36.7859
B	4,463	53,560	25.7501	38.6251
C	4,687	56,238	27.0376	40.5564
D	4,921	59,050	28.3895	42.5842
E	5,167	62,003	29.8090	44.7134
F	5,425	65,103	31.2994	46.9491

<u>LONGEVITY</u>	<u>MONTHLY</u>	<u>ANNUAL</u>
5-10 YEARS - 1.5%	66.95	803.40
10-15 YEARS - 2.5%	111.58	1,339.01
15-20 YEARS - 3.5%	156.22	1,874.61
20+ YEARS - 5.0%	223.17	2,678.01

2020-2021 CURRY COUNTY SHERIFF'S OFFICE
 SALARY CONVERSION TABLE
 RANGE S-13

STEP	MONTHLY RATE	ANNUAL SALARY	HOURLY RATE	O/T RATE
A	3,856	46,276	22.2480	33.3720
B	4,049	48,590	23.3604	35.0406
C	4,252	51,019	24.5284	36.7926
D	4,464	53,570	25.7548	38.6323
E	4,687	56,249	27.0426	40.5639
F	4,922	59,061	28.3947	42.5921

<u>LONGEVITY</u>	<u>MONTHLY</u>	<u>ANNUAL</u>
5-10 YEARS - 1.5%	60.74	728.84
10-15 YEARS - 2.5%	101.23	1,214.74
15-20 YEARS - 3.5%	141.72	1,700.64
20+ YEARS - 5.0%	202.46	2,429.48

2020-2021 CURRY COUNTY SHERIFF'S OFFICE
 SALARY CONVERSION TABLE
 RANGE S-14

STEP	MONTHLY RATE	ANNUAL SALARY	HOURLY RATE	O/T RATE
A	4,047	48,562	23.3473	35.0210
B	4,249	50,991	24.5147	36.7720
C	4,462	53,540	25.7404	38.6106
D	4,685	56,217	27.0274	40.5412
E	4,919	59,028	28.3788	42.5682
F	5,165	61,979	29.7978	44.6966

<u>LONGEVITY</u>	<u>MONTHLY</u>	<u>ANNUAL</u>
5-10 YEARS - 1.5%	63.74	764.86
10-15 YEARS - 2.5%	106.23	1,274.76
15-20 YEARS - 3.5%	148.72	1,784.67
20+ YEARS - 5.0%	212.46	2,549.53

2020-2021 CURRY COUNTY SHERIFF'S OFFICE
 SALARY CONVERSION TABLE
 RANGE S-15

STEP	MONTHLY RATE	ANNUAL SALARY	HOURLY RATE	O/T RATE
A	4,251	51,010	24.5239	36.7859
B	4,463	53,560	25.7501	38.6251
C	4,687	56,238	27.0376	40.5564
D	4,921	59,050	28.3895	42.5842
E	5,167	62,003	29.8090	44.7134
F	5,425	65,103	31.2994	46.9491

<u>LONGEVITY</u>	<u>MONTHLY</u>	<u>ANNUAL</u>
5-10 YEARS - 1.5%	66.95	803.40
10-15 YEARS - 2.5%	111.58	1,339.01
15-20 YEARS - 3.5%	156.22	1,874.61
20+ YEARS - 5.0%	223.17	2,678.01

2020-2021 CURRY COUNTY SHERIFF'S OFFICE
 SALARY CONVERSION TABLE
 RANGE S-16

STEP	MONTHLY RATE	ANNUAL SALARY	HOURLY RATE	O/T RATE
A	4,676	56,114	26.9781	40.4671
B	4,910	58,920	28.3270	42.4905
C	5,156	61,866	29.7433	44.6150
D	5,413	64,959	31.2305	46.8457
E	5,684	68,207	32.7920	49.1880
F	5,968	71,618	34.4316	51.6474

<u>LONGEVITY</u>	<u>MONTHLY</u>	<u>ANNUAL</u>
5-10 YEARS - 1.5%	73.65	883.80
10-15 YEARS - 2.5%	122.75	1,473.00
15-20 YEARS - 3.5%	171.85	2,062.20
20+ YEARS - 5.0%	245.50	2,946.01

2020-2021 CURRY COUNTY SHERIFF'S OFFICE
 SALARY CONVERSION TABLE
 RANGE S-16.5

STEP	MONTHLY RATE	ANNUAL SALARY	HOURLY RATE	O/T RATE
A	4,910	58,920	28.3270	42.4905
B	5,156	61,866	29.7433	44.6150
C	5,413	64,959	31.2305	46.8457
D	5,684	68,207	32.7920	49.1880
E	5,968	71,618	34.4316	51.6474
F	6,267	75,199	36.1532	54.2298

<u>LONGEVITY</u>	<u>MONTHLY</u>	<u>ANNUAL</u>
5-10 YEARS - 1.5%	77.33	927.99
10-15 YEARS - 2.5%	128.89	1,546.65
15-20 YEARS - 3.5%	180.44	2,165.31
20+ YEARS - 5.0%	257.78	3,093.31

2020-2021 CURRY COUNTY SHERIFF'S OFFICE
 SALARY CONVERSION TABLE
 RANGE S-17

STEP	MONTHLY RATE	ANNUAL SALARY	HOURLY RATE	O/T RATE
A	5,134	61,602	29.6165	44.4247
B	5,390	64,682	31.0973	46.6459
C	5,660	67,916	32.6521	48.9782
D	5,943	71,312	34.2848	51.4271
E	6,240	74,878	35.9990	53.9985
F	6,552	78,622	37.7989	56.6984

<u>LONGEVITY</u>	<u>MONTHLY</u>	<u>ANNUAL</u>
5-10 YEARS - 1.5%	80.85	970.24
10-15 YEARS - 2.5%	134.75	1,617.06
15-20 YEARS - 3.5%	188.66	2,263.88
20+ YEARS - 5.0%	269.51	3,234.12

2020-2021 CURRY COUNTY SHERIFF'S OFFICE
 SALARY CONVERSION TABLE
 RANGE S-18

STEP	MONTHLY RATE	ANNUAL SALARY	HOURLY RATE	O/T RATE
A	5,389	64,668	31.0902	46.6352
B	5,658	67,901	32.6447	48.9670
C	5,941	71,296	34.2769	51.4153
D	6,238	74,861	35.9907	53.9861
E	6,550	78,604	37.7903	56.6854
F	6,878	82,534	39.6798	59.5197

<u>LONGEVITY</u>	<u>MONTHLY</u>	<u>ANNUAL</u>
5-10 YEARS - 1.5%	84.88	1,018.51
10-15 YEARS - 2.5%	141.46	1,697.52
15-20 YEARS - 3.5%	198.04	2,376.53
20+ YEARS - 5.0%	282.92	3,395.04

2020-2021 CURRY COUNTY SHERIFF'S OFFICE
 SALARY CONVERSION TABLE
 RANGE S-24

STEP	MONTHLY RATE	ANNUAL SALARY	HOURLY RATE	O/T RATE
A	4,156	49,873	23.9772	35.9658
B	4,364	52,366	25.1761	37.7641
C	4,582	54,985	26.4349	39.6523
D	4,811	57,734	27.7566	41.6349
E	5,052	60,620	29.1445	43.7167
F	5,304	63,651	30.6017	45.9025

<u>LONGEVITY</u>	<u>MONTHLY</u>	<u>ANNUAL</u>
5-10 YEARS - 1.5%	65.46	785.49
10-15 YEARS - 2.5%	109.10	1,309.16
15-20 YEARS - 3.5%	152.73	1,832.82
20+ YEARS - 5.0%	218.19	2,618.31

2020-2021 CURRY COUNTY SHERIFF'S OFFICE
 SALARY CONVERSION TABLE
 RANGE S-25

STEP	MONTHLY RATE	ANNUAL SALARY	HOURLY RATE	O/T RATE
A	4,365	52,382	25.1835	37.7753
B	4,583	55,001	26.4427	39.6640
C	4,813	57,751	27.7648	41.6472
D	5,053	60,638	29.1530	43.7296
E	5,306	63,670	30.6107	45.9161
F	5,571	66,854	32.1412	48.2119

<u>LONGEVITY</u>	<u>MONTHLY</u>	<u>ANNUAL</u>
5-10 YEARS - 1.5%	68.75	825.01
10-15 YEARS - 2.5%	114.58	1,375.02
15-20 YEARS - 3.5%	160.42	1,925.03
20+ YEARS - 5.0%	229.17	2,750.04

2020-2021 CURRY COUNTY SHERIFF'S OFFICE
 SALARY CONVERSION TABLE
 RANGE S-26

STEP	MONTHLY RATE	ANNUAL SALARY	HOURLY RATE	O/T RATE
A	4,582	54,990	26.4373	39.6560
B	4,812	57,739	27.7592	41.6388
C	5,052	60,626	29.1472	43.7207
D	5,305	63,657	30.6045	45.9068
E	5,570	66,840	32.1347	48.2021
F	5,849	70,182	33.7415	50.6122

<u>LONGEVITY</u>	<u>MONTHLY</u>	<u>ANNUAL</u>
5-10 YEARS - 1.5%	72.17	866.09
10-15 YEARS - 2.5%	120.29	1,443.48
15-20 YEARS - 3.5%	168.41	2,020.87
20+ YEARS - 5.0%	240.58	2,886.96

2020-2021 CURRY COUNTY
 SALARY CONVERSION TABLE
 40 HOUR WEEK
 RANGE LE13

STEP	MONTHLY RATE	ANNUAL SALARY	HOURLY RATE
A	5,764	69,172	33.2558
	5,909	70,911	34.0919
B	6,054	72,651	34.9284
	6,026	72,315	34.7667
C	6,355	76,263	36.6650
	6,514	78,170	37.5815
D	6,673	80,077	38.4984
	6,840	82,083	39.4631
E	7,008	84,090	40.4280
	7,183	86,198	41.4411
F	7,359	88,305	42.4542

<u>LONGEVITY</u>	<u>MONTHLY</u>	<u>ANNUAL</u>
5-10 YEARS - 1.5%	88.50	1,062.00
10-15 YEARS - 2.5%	147.50	1,770.00
15-20 YEARS - 3.5%	206.50	2,478.00
20+ YEARS - 5.0%	295.00	3,540.00

2020-2021 CURRY COUNTY
 SALARY CONVERSION TABLE
 40 HOUR WEEK
 RANGE LE15

STEP	MONTHLY RATE	ANNUAL SALARY	HOURLY RATE
A	6,483	77,801	37.4046
	6,645	79,742	38.3376
B	6,807	81,682	39.2703
	6,977	83,722	40.2511
C	7,147	85,763	41.2321
	7,325	87,903	42.2611
D	7,504	90,044	43.2904
	7,693	92,318	44.3838
E	7,880	94,559	45.4612
	8,078	96,934	46.6031
F	8,273	99,276	47.7289

<u>LONGEVITY</u>	<u>MONTHLY</u>	<u>ANNUAL</u>
5-10 YEARS - 1.5%	88.50	1,062.00
10-15 YEARS - 2.5%	147.50	1,770.00
15-20 YEARS - 3.5%	206.50	2,478.00
20+ YEARS - 5.0%	295.00	3,540.00

CURRY COUNTY COMPENSATION BOARD

2021 Recommendations

Curry County Compensation Board members Bruce Raleigh and Marcella Waetermans met on May 5, 2021 @ 1:00pm to review and make recommendations regarding compensation for Curry County Elected Officials. Upon arriving at the meeting we learned that Kevin McHugh, also a member of the Compensation Board, had recently resigned. Bruce Raleigh was elected chair. The Board reviewed material provided by County staff consisting of Elected Official 2019 Salary Information as reported to the Association of Oregon Counties, current and historical salary data for Curry County elected officials and salary data for several other related Curry County positions. Current compensation information for several other counties in the state was also provided to the Board.

The Board did not take into account Curry County's current financial issues, as ORS 204.112 states that the Compensation Board is to recommend a fair salary for each Elected Official's position. The Compensation Board believes that Curry County officials are underpaid when compared to relevant peer groups in similar counties.

The following are our recommendations:

<u>Elected Official</u>	<u>Peer Average(2019)</u>	<u>2019 Avg + 2%</u>	<u>Current Salary</u>	<u>Recommended Salary</u>	<u>Increase</u>
Sheriff	\$94,376	\$96,264	\$97,513	\$102,389	\$4,876 (5%)
Assessor	\$77,453	\$79,002	\$69,564	\$79,500	\$9,936 (~14%)
Clerk	\$74,988	\$76,488	\$68,662	\$77,000	\$8,338 (~12%)
Treasurer	\$74,988	\$76,488	\$68,047	\$77,000	\$8,953 (~13%)
Commissioner			\$68,463	\$71,202	\$2,739 (4%)

We, the Curry County Compensation Board, urge the Commissioners and the Budget Committee to receive this unanimous report in the spirit in which it is intended.

Respectfully,

Bruce Raleigh and Marcella Waetermans

Curry County Compensation Board Members